


UT MARTIN SKYHAWKS

2014-15 MEN'S BASKETBALL



2014-15 UT MARTIN SKYHAWK MEN'S BASKETBALL



#0 CJ DAVIS
G • 6-2 • 170 • Fr.
Scottsdale, Ariz.



#1 DEE OLDHAM
G • 6-4 • 180 • Jr.
Lebanon, Tenn.



#2 KHRISTIAN TAYLOR
G • 6-2 • 175 • Sr.
Akron, Ohio



#3 ALEX ANDERSON
G • 5-11 • 180 • Jr.
Memphis, Tenn.



#4 RICHARD LEE
G • 6-4 • 200 • Fr.
Lake Worth, Fla.



#10 CHANDLER ROWE
F • 6-7 • 205 • So.
Indianapolis, Ind.



#11 TERRENCE DURHAM
G • 6-3 • 195 • R-Jr.
Memphis, Tenn.



#12 HARRISON HAWKS
G • 5-10 • 175 • Fr.
South Fulton, Tenn.




#15 BRANDON HITCHMAN
F • 6-9 • 215 • Fr.
Stratford, England



#20 ARKEEM JOSEPH
C • 6-9 • 280 • Jr.
Brooklyn, NY



#24 DEVILLE SMITH
G • 6-0 • 175 • Sr.
Jackson, Miss.



#25 MARSHUN NEWELL
G • 6-3 • 195 • R-Sr.
Memphis, Tenn.



#30 TWYMOND HOWARD
F • 6-6 • 210 • Jr.
Pearl, Miss.



#33 MYLES TAYLOR
F • 6-7 • 235 • Sr.
Little Rock, Ark.



#40 JAVIER MARTINEZ
F • 6-7 • 210 • So.
St. Croix, Virgin Islands



#44 NICK DETLEV
C • 7-2 • 225 • Fr.
Euclid, Ohio



HEATH SCHROYER
Head Coach
First Season



ANTHONY STEWART
Associate Head Coach
First Season



JERMAINE JOHNSON
Assistant Coach
First Season



JOHN AIKEN
Assistant Coach
First Season



DEANDRE WALKER
Strength/Player Development
First Season



GARNER SMALL
Graduate Assistant
First Season

QUICK FACTS

UT MARTIN QUICK FACTS

Founded: 1900; Senior College, 1951
Enrollment: 7,423
Nickname: Skyhawks
Colors: Navy Blue and Orange
Affiliation: NCAA Division I
Conference: Ohio Valley
Chancellor: Dr. Thomas A. Rakes
Director of Athletics: Julio Freire
Athletics Web Site: www.UTMSports.com

UTM BASKETBALL PERSONNEL

Head Coach: Heath Schroyer
Alma Mater: Armstrong Atlantic State, 1995
Career Record: 84-115 (Seven Seasons)
UTM Record: 0-0 (First Season)

Associate Head Coach: Anthony Stewart
Alma Mater: Mount Union, 1993
Tenure at UT Martin: First season

Assistant Coach: Jermaine Johnson
Alma Mater: US Sports Academy, 2007
Tenure at UT Martin: First season

Assistant Coach: John Aiken
Alma Mater: Southern Maine, 2008
Tenure at UT Martin: First season

Strength Coach/Player Development: DeAndre Walker
Alma Mater: Fairmont State, 2004
Tenure at UT Martin: First season

Graduate Assistant: Garner Small
Alma Mater: Olivet, 2013
Tenure at UT Martin: First season

UTM BASKETBALL QUICK FACTS

2013-14 Overall Record: 8-23
2013-14 Conference Record (Finish): 3-13 (6th West, 12th overall)
Players Returning/Lost: 7/8
Starters Returning/Lost: 3/2
Newcomers: 9

Arena (Capacity): Kathleen and Tom Elam Center (5,000)
Press Row Number: (731) 881-7694

First Year of Basketball: 1951
All-Time Basketball Record: 692-912
All-Time OVC Record: 141-255
All-Time OVC Tournament Record: 3-9
OVC Tournament Appearances: 9
Last OVC Tournament Appearance: 2013
OVC Championships: 1 (Regular Season, 2008-09)

UTM SPORTS INFORMATION

Sports Information Director/MBB Contact: Ryne Rickman
E-Mail Address: rrickman@utm.edu
Office Phone: (731) 881-7632
Cell Phone: (270) 703-2601
Mailing Address: UT Martin Sports Information
1022 Elam Center
15 Mt. Pelia Rd.
Martin, TN 38238

INSIDE THE GUIDE

Quick Facts.....	1
Media Information.....	2
MEET THE SKYHAWKS.....	3
2014-15 Roster.....	4
Player Bios.....	5-16
COACHING/SUPPORT STAFF.....	17
Head Coach Heath Schroyer.....	18-19
Assistant Coaches/Support Staff.....	20-24
2014-15 SEASON OUTLOOK.....	25
Season Preview.....	26-27
Opponents/OVC Tournament/OVC Schedule.....	28-34
2013-14 SEASON REVIEW.....	35
Season Recap.....	36
Final Statistics.....	37-38
Game-by-Game Recaps.....	39-49
Ohio Valley Conference.....	50
ALL-TIME RECORDS.....	51
Season/Career/Game Records.....	52-53
Notable Skyhawks.....	54
All-Time 1,000 Point Scorers.....	55-57
All-Time Head Coaches/All-Time Roster.....	58-60
Yearly Results.....	61-70
All-Time Series Records/Series Breakdowns.....	71-82
THIS IS UT MARTIN.....	83
Elam Center Game Day.....	84-85
Skyhawk Athletics.....	86-87
Athletic Training/Strength and Conditioning.....	88-91
Success After UTM/OVC Academic Awards.....	92-93
Athletics Director Julio Freire.....	94-95
Skyhawk Athletics Staff.....	96

CREDITS

The 2014-15 University of Tennessee at Martin Men's Basketball Media Guide was written and produced by sports information director Ryne Rickman using Adobe InDesign CS6. Special editorial assistance was provided by Alex Boggis, Jordan Tucker and Allison Jones. Front cover design by Alex Boggis. Photos by Nathan Morgan/Trevor Ruskowski/Tyler Holmes, UTM Relations and Tom Via. Layout designs by Ryne Rickman.

The University of Tennessee at Martin does not discriminate on the basis of race, sex, color, religion, national origin, age, disability or veteran status in provision of educational opportunities or employment opportunities and benefits. UT Martin does not discriminate on the basis of sex or disability in the education programs and activities which it operates, pursuant to requirements of Title VI of the Civil Rights Act of 1964 as codified in 42 U.S.C. 2000D; Title IX of the Educational Amendments of 1972, Public Law 92 318; Section 504 of the Rehabilitation Act of 1973, Public Law 93-112; the Americans with Disabilities Act of 1990, Public Law 101-336; and the Age Discrimination in Employment Act. This policy extends to both employment by and admission to the university. Inquiries concerning Title VI, Title IX, Section 504, the Americans with Disabilities Act, and the Age Discrimination in Employment Act should be directed to the Office of Equity and Diversity, 240 Gooch Hall, UT Martin, Martin, TN 38238-5002, 731-881-7202. Charges of violation of the above policy also should be directed to the Equity and Diversity Officer. E05-0416-00-016-15.

MEDIA INFORMATION



Men's Basketball Contact: Ryne Rickman
Sports Information Director
Email: rrickman@utm.edu
Office: (731) 881-7632



Alex Boggis
Sports Information Assistant



Tom Via
Sports Information Intern



Cayce Wainscott
Sports Information Student Assistant



Jake Rogers
Sports Information Student Assistant

INTERVIEW POLICIES

Media interviews with players and coaches are encouraged, and every effort will be made to accommodate media requests. In-person interviews are preferred. Telephone interviews can be arranged through the sports information office. The best time to reach head coach Heath Schroyer is weekdays before noon.

POSTGAME AVAILABILITIES

Players and coaches will be available for interviews on the basketball court, after a brief cooling-off period at the conclusion of each game. Media will be provided full stat packages upon completion of each game. Skyhawk head coach Heath Schroyer and selected players will be made available upon request. Requests for players will be taken near the end of each game. Space will be made available following post game interviews for filing stories.

CREDENTIALS

Media credentials are required for all Skyhawk home games and can be obtained through the sports information office.

PRESS ROW

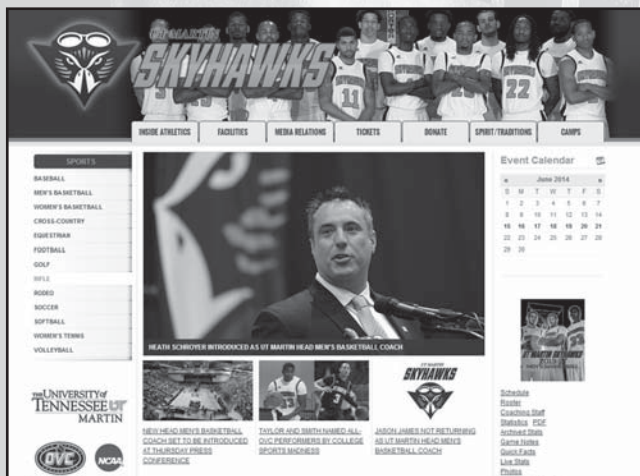
The Kathleen and Tom Elam Center press row has wireless internet access for all working members of the media. Media parking is located behind the loading dock of the Elam Center. There is no charge for parking but a pass must be obtained through the sports information office.

ON THE WEB

A wealth of resources for the UT Martin sports information department can be found at www.UTMSports.com. The site features updated schedules, rosters, player information, scores, statistics and game notes.

SKYHAWKS IN PRINT

The name of our institution is The University of Tennessee at Martin and if abbreviated, should be referred to as UT Martin. The University of Tennessee at Martin should be used as the first reference in a news story. UT Martin should be used in subsequent references and UTM is acceptable in headlines. Tennessee-Martin, UT-Martin, UT or Martin should never be used. The description Skyhawks should be used to represent all UT Martin athletic teams. Hawks should never be used.



MEET THE SKYHAWKS



2014-15 ROSTER

NUMERICAL

No.	Name	Pos.	Ht.	Wt.	Class	Hometown (Previous School)
0	CJ Davis	G	6-2	170	Fr.	Scottsdale, Ariz. (Westwind Prep Academy)
1	Dee Oldham	G	6-4	180	Jr.	Lebanon, Tenn. (Wilson Central HS)
2	Khristian Taylor	G	6-2	175	Sr.	Akron, Ohio (St. Vincent-St. Mary HS)
3	Alex Anderson	G	5-11	180	Jr.	Memphis, Tenn. (Itawamba CC)
4	Richard Lee	G	6-4	200	Fr.	Lake Worth, Fla. (Northeast HS)
10	Chandler Rowe	F	6-7	205	So.	Atlanta, Ga. (North Central HS)
11	Terrence Durham	G	6-3	195	R-Jr.	Memphis, Tenn. (South Plains College)
12	Harrison Hawks	G	5-10	175	Fr.	South Fulton, Tenn. (South Fulton HS)
15	Brandon Hitchman	F	6-9	215	Fr.	Stratford, England (Westwind Prep Academy)
20	Arkeem Joseph	C	6-9	280	Jr.	Brooklyn, NY (Monroe College)
24	Deville Smith	G	6-0	175	Sr.	Jackson, Miss. (UNLV)
25	Marshun Newell	G	6-3	195	R-Sr.	Memphis, Tenn. (Southwest Tennessee CC)
30	Twymond Howard	F	6-6	210	Jr.	Pearl, Miss. (Southwest Mississippi CC)
33	Myles Taylor	F	6-7	235	Sr.	Little Rock, Ark. (Hall HS)
40	Javier Martinez	F	6-7	210	So.	St. Croix, Virgin Islands (St. Louis Christian Academy)
44	Nick Detlev	C	7-2	225	Fr.	Euclid, Ohio (Andrews Osborne Academy)

Head Coach: Heath Schroyer (Armstrong Atlantic State, 1995), First Season at UT Martin, Eighth Overall

Associate Head Coach: Anthony Stewart (Mount Union, 1993), First Season

Assistant Coach: Jermaine Johnson (US Sports Academy, 2007), First Season

Assistant Coach: John Aiken (Southern Maine, 2008), First Season

Strength Coach/Player Development: DeAndre Walker (Fairmont State, 2004), First Season

Graduate Assistant: Garner Small (Olivet, 2013), First Season

ALPHABETICAL

No.	Name	Pos.	Ht.	Wt.	Class	Hometown (Previous School)
3	Alex Anderson	G	5-11	180	Jr.	Memphis, Tenn. (Itawamba CC)
0	CJ Davis	G	6-2	170	Fr.	Scottsdale, Ariz. (Westwind Prep Academy)
44	Nick Detlev	C	7-2	225	Fr.	Euclid, Ohio (Andrews Osborne Academy)
11	Terrence Durham	G	6-3	195	R-Jr.	Memphis, Tenn. (South Plains College)
12	Harrison Hawks	G	5-10	175	Fr.	South Fulton, Tenn. (South Fulton HS)
15	Brandon Hitchman	F	6-9	215	Fr.	Stratford, England (Westwind Prep Academy)
30	Twymond Howard	F	6-6	210	Jr.	Pearl, Miss. (Southwest Mississippi CC)
20	Arkeem Joseph	C	6-9	280	Jr.	Brooklyn, NY (Monroe College)
4	Richard Lee	G	6-4	200	Fr.	Lake Worth, Fla. (Northeast HS)
40	Javier Martinez	F	6-7	210	So.	St. Croix, Virgin Islands (St. Louis Christian Academy)
25	Marshun Newell	G	6-3	195	R-Sr.	Memphis, Tenn. (Southwest Tennessee CC)
1	Dee Oldham	G	6-4	180	Jr.	Lebanon, Tenn. (Wilson Central HS)
10	Chandler Rowe	F	6-7	205	So.	Atlanta, Ga. (North Central HS)
24	Deville Smith	G	6-0	175	Sr.	Jackson, Miss. (UNLV)
2	Khristian Taylor	G	6-2	175	Sr.	Akron, Ohio (St. Vincent-St. Mary HS)
33	Myles Taylor	F	6-7	235	Sr.	Little Rock, Ark. (Hall HS)

SQUAD BREAKDOWN

By Class:
 Seniors: 4
 Juniors: 5
 Sophomores: 2
 Freshmen: 5

By Position:
 Guards: 9
 Forwards: 5
 Centers: 2

By State/Country:
 Tennessee: 5 Florida: 1
 Mississippi: 2 Indiana: 1
 Ohio: 2 New York: 1
 Arizona: 1 England: 1
 Arkansas: 1 Virgin Islands: 1

PRONUNCIATION GUIDE

1 Dee Old-em
 10 Chandler Row
 25 Mar-shawn Newel (like jewel)
 30 Ty-mond Howard
 40 Ha-vee-air Martinez

#25 MARSHUN NEWELL

G • 6-3 • 195 • R-Sr.

Memphis, Tenn. • Southwest Tennessee CC



2013-14: Emerged as one of the league's best newcomers, starting in 24 games while playing 31 games at point guard...Averaged 10.5 points, a team-high 3.5 assists, 3.3 rebounds and 1.4 steals in 26.9 minutes per game...Ranked in

the top-10 in the OVC in three categories: assist-to-turnover ratio (1.4, ninth); steals (1.4, ninth) and assists (3.5, 10th)...Cracked double-figures in the scoring column 19 times, leading the team in scoring on four different occasions...Scored a career-best 21 points (8-of-11 shooting) at Jacksonville State on Dec. 30...Had a double-double in back-to-back OVC games (10 points, career-high 11 rebounds in only 22 minutes against Belmont on Jan. 11, 11 points, career-high 10 assists against Tennessee State on Jan. 13)...Had 14 multi-steal games, swiping three steals on four different occasions...Was a perfect 10-for-10 from the free throw line against Rochester College on Nov. 15.

BEFORE UTM: Comes to UT Martin out of Southwest Tennessee Community College, where he was ranked as the No. 80 junior college player in the nation by JUCORECRUITING.COM...Playing under coaches Verties Sails and Kevin Whitted, Newell's Southwest Tennessee teams posted a 26-18 record in his two seasons...The Saluqis advanced to a pair of Tennessee Community College Athletic Association/National Junior College Athletic Association Region VII Tournaments in Newell's tenure...Averaged 18.0 points, 6.9 rebounds, 4.0 assists and 2.3 steals in 34.3 minutes per game in 2012-13...Made a team-high 30 three-pointers and also shot 79.6 percent from the free throw line (109-for-137) on his way to All-TCCAA first team honors...Poured in at least 20 points on eight different occasions last season, including a season-best 28 point effort at Motlow State on Feb. 13...Compiled four double-

doubles, pulling down a career-high 13 rebounds at Dyersburg State on Feb. 2...Career-high in assists came against Mid-South on Nov. 29, a game in which he nearly recorded a triple-double (15 points, nine rebounds, nine assists)...As a freshman in 2011-12, Newell averaged 10.6 points, 4.9 rebounds, 2.1 assists and 1.2 steals, earning a spot on the All-TCCAA second team...Cracked the 20-point mark in four contests, compiling a season-high 28 points against Motlow State on Jan. 28...Other season-highs included 12 rebounds and six assists against Jackson State on Dec. 9 and six assists against Dyersburg State on Feb. 4...Was an all-district and all-region selection under head coach Nicholas Adams at Middle College High School in Memphis...Poured in 15.9 points per game during his senior season, a year where the Bulldogs finished as runner-up in the District 16A...Piled up a season-high 25 points against Sheffield High School on Feb. 5, 2009.

PERSONAL: Born on Jan. 7, 1991...Son of the late Katrina Hill...Is the cousin of former Skyhawk All-American Lester Hudson, who earned two OVC Male Athlete of the Year awards from 2007-09...Majoring in management.

SINGLE GAME CAREER HIGHS

Points.....	21 at Jacksonville State (12-30-13)
Field Goals	8 at Jacksonville State (12-30-13)
Field Goal Attempts	19 at Arkansas State (11-13-13)
3-Pointers Made	3 (3 times), last at Southeast Missouri (2-12-14)
3-Pointers Attempted	6 (twice), last at Arkansas State (11-13-13)
Free Throws Made	10 vs. Rochester College (11-15-13)
Free Throw Attempts	10 vs. Rochester College (11-15-13)
Rebounds	11 vs. Belmont (1-11-14)
Assists	10 vs. Tennessee State (1-13-14)
Blocked Shots	2 vs. Jackson State (11-22-13)
Steals.....	3 (4 times), last at Southeast Missouri (2-12-14)
Minutes Played	35 (twice), last at Eastern Kentucky (1-30-14)

CAREER STATS

Season	gp-gs	min/avg	Total		3-Point		F-Throws		Rebounds				Scoring							
			fg-fga	pct	fg-fga	pct	ft-fa	pct	off	def	tot	avg	pf	fo	ast	to	blk	stl	pts	avg
2013-14	31-24	834/26.9	108-292	.370	26-94	.277	82-121	.678	33	70	103	3.3	79	3	107	78	6	42	324	10.5
TOTAL	31-24	834/26.9	108-292	.370	26-94	.277	82-121	.678	33	70	103	3.3	79	3	107	78	6	42	324	10.5

PLAYER BIOS



#2 KHRISTIAN TAYLOR

G • 6-2 • 175 • Sr.

Akron, Ohio • St. Vincent-St. Mary HS

2013-14: Appeared in 22 games off the bench, averaging 7.9 minutes per contest...Sported a 2:1 assist-to-turnover ratio (26 to 13)...Best game of the season came in the win over Eastern Illinois on Jan. 23 where he registered season-highs in points (11, on 4-of-5 shooting), assists (five against zero turnovers), free throws made (three) and minutes (20)...Led the team in assists in three games, including four assists in just 12 minutes at Colorado on Nov. 10...Had a pair of multi-steal games in OVC play (against Belmont on Jan. 11, against SIU Edwardsville on Jan. 25).

2012-13: Saw action in 22 contests, with six starts...Best career game came in first start of the season at Lipscomb on Dec. 8, setting career-bests in points (14), rebounds (six) and minutes played (32)...Had seven games of multiple assists, including a 10-assist effort (against just three turnovers) against Kennesaw State on Dec. 1...Became the first Skyhawk to hand out double-digit assists in a single game since 2009...Accounted for the assist on the game-winning basket with two seconds left against Kennesaw State...Had two steals against Fontbonne on Nov. 14 and at Belmont on Jan. 12...Was named to the OVC Commissioner's Honor Roll.

2011-12: Saw time in 15 games, earning a pair of starts in back-to-back games at Middle Tennessee (Dec. 10) and against Bethel (Dec. 13)...Averaged 1.7 points and 1.2 rebounds in 11.0 minutes per game while shooting 46 percent from the floor (10-for-22) for the season...Best game came at Lipscomb on Dec. 6 when he tallied career-highs in points (seven) and rebounds (four) in 19 minutes played...Set career-highs in minutes (28) and assists (three) at Middle Tennessee on Dec. 10...Hit the game-winning free throw with 2.9 seconds left in overtime in the team's victory at Kennesaw State on Feb. 14...Also swiped a career-high three steals in the Kennesaw State win.

BEFORE UTM: Prepped at St. Vincent-St. Mary High School in Akron, Ohio, the alma mater of four-time NBA Most Valuable Player LeBron James of the Cleveland Cavaliers...This past season, the Fighting Irish won their 10th regional title and sixth state championship - which is the second-most for one program in Ohio history...Playing under head coach Dru Joyce, Taylor was one of Ohio's McDonald's All-American nominees his senior season...SVSM produced a 74-28 record and two state titles in Taylor's four seasons, including winning 13 of the last 14 games in 2011, culminating with a 57-46 victory over Dayton Thurgood Marshall in the state title game at Value City Arena on the campus of Ohio State...ESPN.com projects Taylor as the 30th best collegiate prospect (and 10th best point guard) in Ohio, as he is a 75 on ESPN's scale of 100...Showed a knack for stepping up in big games, scoring 16 points in his first career start as a junior - a 68-59 overtime win over previously undefeated Buchtel in a Division-II district final.

PERSONAL: Born on Dec. 18, 1992...Son of Ken and Traci Taylor...Has three siblings, Kourtnei, Korrin and Kameron...Majoring in health and human performance.

SINGLE GAME CAREER HIGHS

Points.....	14 at Lipscomb (12-8-12)
Field Goals	5 at Lipscomb (12-8-12)
Field Goal Attempts	8 at Lipscomb (12-8-12)
3-Pointers Made	1 (3 times), last at Lipscomb (12-8-12)
3-Pointers Attempted	3 at Lipscomb (12-6-11)
Free Throws Made	3 (twice), last vs. Eastern Illinois (1-23-14)
Free Throw Attempts	7 at Lipscomb (12-8-12)
Rebounds	6 at Lipscomb (12-8-12)
Assists	10 vs. Kennesaw State (12-1-12)
Blocked Shots	1 (4 times), last vs. Tennessee Tech (2-20-14)
Steals.....	3 at Kennesaw State (2-14-12)
Minutes Played.....	32 at Lipscomb (12-8-12)

CAREER STATS


			Total		3-Point		F-Throws		Rebounds											Scoring	
Season	gp-gs	min/avg	fg-fga	pct	fg-fga	pct	ft-fa	pct	off	def	tot	avg	pf	fo	ast	to	blk	stl	pts	avg	
2011-12	15-2	165/11.0	10-22	.455	2-8	.250	3-11	.273	5	13	18	1.2	7	0	8	12	1	5	25	1.7	
2012-13	22-6	280/12.7	12-34	.353	1-6	.167	13-27	.481	11	17	28	1.3	20	1	29	31	2	9	38	1.7	
2013-14	22-0	174/7.9	12-32	.375	0-2	.000	7-19	.368	9	13	22	1.0	18	0	26	13	1	9	31	1.4	
TOTAL	59-8	619/10.5	34-88	.386	3-16	.188	23-57	.404	25	43	68	1.2	45	1	63	56	4	23	94	1.6	

PLAYER BIOS

#33 MYLES TAYLOR

F • 6-7 • 235 • Sr.

Little Rock, Ark. • Hall HS



2013-14: Bounced back strong after missing the first three games of the season because of a knee injury suffered during his junior year, starting in 21 out of his 28 games played...Was named to the All-OVC second team by College Sports Madness...Led the team in scoring (14.6 points per game), field goals made (144), rebounding (6.3 per game) and blocked shots (1.0 per game)...Ranked seventh in the OVC in blocks and eighth in the league

in rebounding...Scored double-figures in 22 games, eclipsing the 20-point mark on four different occasions...Led the team in scoring 12 times, including a career-high 34 points (to go along with 11 rebounds) against Southeastern Louisiana on Dec. 21...Scored 25 points (10-for-12 shooting) in 24 minutes against Tennessee State on Jan. 13...Became the 17th member of the UT Martin 1,000 career point club, accomplishing the feat against Northern Kentucky on Dec. 7...Had four double-doubles on the season, leading the team in rebounds 15 times...Tied a career-high with 14 rebounds at Austin Peay on Jan. 2...Went a perfect 2-for-2 from three-point range in three different games...Had six multi-block games, including a career-high seven swats against Jackson State on Nov. 24...The seven blocks were the most by a UT Martin player since 2002 and the most by an OVC player since current Denver Nuggets star Kenneth Faried accomplished the feat for Morehead State in 2011.

2012-13: Established himself as one of the most dominant post forces in the OVC, starting in 28 out of 29 games before suffering a season-ending knee injury in the regular season finale at Austin Peay on March 2...Ranked sixth in the OVC in scoring (16.2 points per game) and in rebounding (7.2 per game)...Scored in double-figures in 27 games, including eight 20-point games...Led the team in scoring 15 times...Scored a season-best 25 points at Tennessee State on Jan. 10...Accumulated six double-doubles, including back-to-back 14 rebound games against OVC rivals SIU Edwardsville (Jan. 26) and Eastern Kentucky (Jan. 31)...Shot 47 percent from the floor (158-for-336) and demonstrated the ability to extend his range, sinking 10 of his 31 three-point attempts (.323)...Made and shot more than double the free throw attempts than any other Skyhawk (145-for-194, 74.7 percent), tallying eight games with double-digit attempts from the charity stripe...Had multiple-assists in seven games, including a career-best three assists against Austin Peay on Jan. 5...Blocked a shot in 11 games, including a trio of multi-block games...Had six multi-steal games, including a career-high four-steal effort against Jacksonville State on Dec. 31.

2011-12: Capped off a remarkable debut season with an OVC Freshman of the Year and All-Newcomer selections...Was just the third Skyhawk in program history to capture the league's Freshman of the Year honor...Led all OVC freshmen in scoring (13.7 points per game), rebounds per game (5.2) and blocks per game (0.8)...Played in 28 games while making 27 starts, shooting 49 percent from the field in 24.4 minutes per game...Was one of the league's best scoring threats on the

block, leading the Skyhawks in scoring nine times...Reached double-figures in the scoring column in 21 games, including 11 straight and 17 of 19 to close out the season...Tallied 20 points or more on five different occasions, including a career-best 31 points in 31 minutes in an overtime victory at Kennesaw State on Feb. 14...Demonstrated the ability to extend his shooting range, as he drilled a pair of three-pointers at nationally-ranked Mississippi State on Nov. 25...Collected four double-doubles (at Ohio, at UAB, at Eastern Kentucky and at home against Eastern Illinois) and led the team in rebounding in 10 games...Led the team in free throws made (125) and free throws attempted (167)...In his last three games of the season, he knocked down 94.2 percent of his attempts from the charity stripe (33-for-35, including a career-best 14-of-15 showing against Eastern Illinois on Feb. 11)...Was named OVC Freshman of the Week five times (Nov. 21, Dec. 12, Dec. 19, Dec. 26 and Feb. 6).

BEFORE UTM: Led Hall High School in Little Rock, Ark. to back-to-back state championships and was one point shy of winning three consecutive titles...In fact, Taylor played in the state finals in all four years of high school (three at Hall, one at Lonoke High School) and finished with a 78-13 record in his three seasons at Hall...Prepping under head coach Jon Coleman, Taylor stuffed the statsheet to the tune of 14 points, six rebounds, five steals and a block in the 2011 state title game - a 51-44 victory over West Memphis...Overall, he averaged 13.2 points, 7.8 rebounds, 2.1 steals, 1.7 assists and 1.6 blocks per game while shooting 54 percent from the field and 75 percent from the charity stripe during his senior campaign...Was ranked by ESPN.com as the 10th best prospect in the state of Arkansas and third best power forward in the state and is a 77 on ESPN's scale of 100.

PERSONAL: Born on Nov. 17, 1992...Son of the late Michael Taylor and Gina Taylor...Has three siblings, Dominique Rice, Michael Taylor and Tequilla Rice...Majoring in interdisciplinary studies.

SINGLE GAME CAREER HIGHS

Points	34 vs. Southeastern Louisiana (12-21-13)
Field Goals	11 (twice), last vs. Southeastern Louisiana (12-21-13)
Field Goal Attempts	23 at Tennessee State (1-10-13)
3-Pointers Made	2 (6 times), last at Eastern Illinois (2-6-14)
3-Pointers Attempted	4 (twice), last vs. Longwood (2-23-13)
Free Throws Made	14 vs. Eastern Illinois (2-11-12)
Free Throw Attempts	17 vs. SIU Edwardsville (2-9-13)
Rebounds	14 (3 times), last at Austin Peay (1-2-14)
Assists	4 vs. Murray State (2-27-14)
Blocked Shots	7 vs. Jackson State (11-22-13)
Steals	4 (twice), last vs. Tennessee Tech (2-20-14)
Minutes Played	49 vs. Arkansas State (11-16-12)

CAREER STATS

			Total		3-Point		F-Throws		Rebounds											Scoring	
Season	gp-gs	min/avg	fg-fga	pct	fg-fga	pct	ft-fa	pct	off	def	tot	avg	pf	fo	ast	to	blk	stl	pts	avg	
2011-12	28-27	683/24.4	128-261	.490	3-16	.188	125-167	.749	59	87	146	5.2	87	3	22	47	21	20	384	13.7	
2012-13	29-28	806/27.8	158-336	.470	10-31	.323	145-194	.747	78	131	209	7.2	110	9	21	60	14	25	471	16.2	
2013-14	28-21	705/25.2	144-283	.509	8-25	.320	113-153	.739	66	111	177	6.3	93	3	16	42	27	27	409	14.6	
TOTAL	85-76	2194/25.8	430-880	.489	21-72	.292	383-514	.745	203	329	532	6.3	290	15	59	149	62	72	1264	14.9	

PLAYER BIOS



#11 TERRENCE DURHAM

G • 6-3 • 195 • R-Jr.

Memphis, Tenn. • South Plains College

2013-14: Redshirted.

BEFORE UTM: Originally signed with TCU out of high school but played two seasons under head coach Steve Green at South Plains College in Levelland, Texas...Helped lead

the Texans to a 58-8 record in his two seasons at SPC, including a perfect 36-0 mark and NJCAA national championship during his freshman season...Played in 49 games at SPC...Best game as a sophomore came on Nov. 13 against Temple, when he poured in 17 points, seven rebounds, three steals and two assists...Best game as a freshman came against Frank Phillips College on Feb. 16, when he handed out nine assists...Spent the 2010-11 season


at Brehm Preparatory School in Carbondale, Ill. – one of the most prominent prep schools in the nation that also produced former Skyhawk Mike Liabo...Averaged 12.8 points, six assists and five rebounds per game for head coach Aaron Lee...Prior to Brehm Prep, Durham was a three-star recruit by Rivals.com and earned an 85 out of 100 ranking by ESPN.com's recruiting services after a spectacular career at Craigmont High School in Memphis... As a senior, he was a 2010 Commercial Appeal Best of Preps Class AAA selection after leading the Chiefs to a 26-5 record and state ranking as high as No. 6...Was listed as the third-best combo guard prospect in the state of Tennessee and a top sleeper candidate by recruiting guru Rick Bolus.

PERSONAL: Born on April 24, 1991...Son of Belinda Durham... Has three siblings...Majoring in criminal justice.

#1 DEE OLDHAM

G • 6-4 • 180 • Jr.

Lebanon, Tenn. • Wilson Central HS



2013-14: Blossomed into one of the team's best players toward the end of the season, playing in 31 games overall with 14 starts...Averaged 9.1 points, 3.3 rebounds, 1.9 assists and 1.2 steals in 25.6 minutes per contest...Sank a team-

high 87 percent of his free throw attempts (47-for-54)...Tied UT Martin great Lester Hudson with 27 consecutive made free throws spanning 12 games from Jan. 2 through Feb. 20...Poured in 12.1 points per game in OVC play, ranking second in the league in free throw percentage (.917, 33-for-36) and eighth in steals per game (1.4) in conference play...Led the team in scoring twice (15 points in the season-opener at Wyoming on Nov. 8, career-high 23 points against Tennessee Tech on Feb. 20)...Scored in double-figures 16 times, including 11 of the last 13 games where he scored over 15 points eight times in that span...Nailed three or more three-pointers in eight games, sinking four treys twice (against SIU Edwardsville on Jan. 25, against Austin Peay on March 1...Pulled down a career-high 10 rebounds against Lipscomb on Nov. 25...Had a dozen multi-steal games, tying a career-high with four steals at Samford (Dec. 4) and against Tennessee State (Jan. 13).

2012-13: Played in 28 games, logging four starts as a true freshman...Scored at least seven points in five different games...Set career-highs of nine points, seven rebounds and 33 minutes off the bench against Arkansas State on Nov. 16...Grabbed five or more rebounds in eight separate contests...Handed out four or more assists in five different games, including a career-best eight assists against Lyon College on Nov. 20...Had eight multi-steal games, including a career-high four steals against Lyon College (Nov. 20) and Longwood (Feb. 23)...Blocked a pair of shots in

only eight minutes against Fontbonne on Nov. 14.

BEFORE UTM: In three seasons, Oldham became the Wildcats' all-time leading scorer, pouring in 1,260 points for head coach Troy Bond...Was a big part of the Wildcats' run to the TSSAA Class AAA state tournament this past season, when Wilson Central posted a 26-6 record...In his final season at WCHS, he averaged 17.5 points, five rebounds, four assists and two steals per game...In the Region 5 championship game against Clarksville, he scored 17 points and in the team's narrow 51-46 loss to Science Hill in the state tournament, he compiled 14 points, five rebounds, two assists and two steals...Was a three-year all-district and all-region honoree and was named to the 2012 third team all mid-state team.

PERSONAL: Born on May 3, 1994...Son of Kim Oldham...Has one older sibling, Arcavius McMurray...Majoring in criminal justice.

SINGLE GAME CAREER HIGHS

Points.....	23 vs. Tennessee Tech (2-20-14)
Field Goals	10 vs. Tennessee Tech (2-20-14)
Field Goal Attempts	19 vs. Tennessee Tech (2-20-14)
3-Pointers Made	4 (twice), last vs. Austin Peay (3-1-14)
3-Pointers Attempted	10 at Colorado (11-10-13)
Free Throws Made	8 at Eastern Illinois (2-6-14)
Free Throw Attempts	8 at Eastern Illinois (2-6-14)
Rebounds	10 vs. Lipscomb (11-25-13)
Assists	8 vs. Lyon College (11-20-12)
Blocked Shots	2 (twice), last vs. Belmont (1-11-14)
Steals.....	4 (4 times), last vs. Tennessee State (1-13-14)
Minutes Played	35 vs. Murray State (2-27-14)

CAREER STATS

Season	gp-gs	min/avg	Total		3-Point		F-Throws		Rebounds				Scoring						
			fg-fga	pct	fg-fga	pct	ft-fa	pct	off	def	tot	avg	pts	fo	ast	to	blk	stl	avg
2012-13	28-4	529/18.9	27-86	.314	14-43	.326	24-36	.667	15	57	72	2.6	42	1	37	24	3	29	92 3.3
2013-14	31-14	793/25.6	97-250	.388	41-124	.331	47-54	.870	30	73	103	3.3	55	1	57	29	6	37	282 9.1
TOTAL	59-18	1322/22.4	124-336	.369	55-167	.329	71-90	.789	45	130	175	3.0	97	2	94	53	9	66	374 6.3

PLAYER BIOS



#40 JAVIER MARTINEZ

F • 6-7 • 210 • So.

St. Croix, Virgin Islands • St. Louis Christian Academy

2013-14: Made an immediate impact as a true freshman, starting in 13 games (including the season's first 10 games) while playing in 26 overall... Averaged 3.6 points and 2.7 rebounds per game while shooting a team-best .623 from

the floor (38-for-61)...Shot 88.9 percent from the free throw line in OVC play (8-for-9)...Led the team in rebounding four times, including a career-high eight at UNLV on Nov. 30...Best game of the season came at Florida State on Nov. 17, when he scored a career-high 13 points (6-for-7 shooting) to go along with seven rebounds in 23 minutes...Also reached double-figures in the scoring column against Tennessee Tech (10 points, along with seven rebounds) on Feb. 20.

BEFORE UTM: Made a name for himself after a dominant senior season at St. Louis Christian Academy under head coach Casey Autenrieth...Helped the Cougars to a consistent top-five ranking for small schools by the St. Louis Post-Dispatch...Despite the fact that St. Louis Christian is an affiliate school that cannot participate in the MSHSAA state tournament, Martinez turned heads around the St. Louis metro area with his eye-popping performances throughout the season...Was named MVP of the Borgia Thanksgiving Tournament after averaging 23.0 points and 12.3 rebounds in three games, including a 28 point, 16 rebound

performance in the championship over Washington...Was also named to the all-tournament squad after posting averages of 24.3 points and 13.5 rebounds over four games in the Neosho Holiday Classic, which featured several nationally touted programs...Piled up 30 points and 18 rebounds against Pierce City, 28 points and 14 rebounds against Ruskin, 28 points and 14 rebounds against Memphis Sheffield and 11 points, eight rebounds against national power Sunrise Christian in the title game of the tournament... As a teenager, the scrappy Martinez earned invaluable experience playing for the U.S. Virgin Islands U18 National Team...Was one of the team's best players in the 2010 Tournament of the Americas, where he squared off against future NBA stars Kyrie Irving and Austin Rivers in the tournament opener...Ranked third on the team with 6.2 rebounds per game in the five-game tournament, while his best game came against Mexico (13 points on 6-of-8 shooting, seven rebounds in 22 minutes) on June 30.

PERSONAL: Born on July 16, 1993...Son of Humberto Martinez, Jr. and Gumercinda Lopez...Majoring in engineering and natural sciences.

SINGLE GAME CAREER HIGHS

Points.....	13 at Florida State (11-17-13)
Field Goals	6 at Florida State (11-17-13)
Field Goal Attempts	7 at Florida State (11-17-13)
3-Pointers Made	None
3-Pointers Attempted	None
Free Throws Made	4 (twice), last vs. Austin Peay (3-1-14)
Free Throw Attempts	5 vs. Tennessee Tech (2-20-14)
Rebounds	8 at UNLV (11-30-13)
Assists	1 (4 times), last vs. Austin Peay (3-1-14)
Blocked Shots	2 (twice), last at Southeast Missouri (2-12-14)
Steals.....	1 (5 times), last vs. Tennessee Tech (2-20-14)
Minutes Played	26 at UNLV (11-30-13)

CAREER STATS

			Total		3-Point		F-Throws		Rebounds										Scoring	
Season	gp-gs	min/avg	fg-fga	pct	fg-fga	pct	ft-fa	pct	off	def	tot	avg	pf	fo	ast	to	blk	stl	pts	avg
2013-14	26-13	306/11.8	38-61	.623	0-0	.000	17-25	.680	34	36	70	2.7	41	0	4	10	7	5	93	3.6
TOTAL	26-13	306/11.8	38-61	.623	0-0	.000	17-25	.680	34	36	70	2.7	41	0	4	10	7	5	93	3.6

#10 CHANDLER ROWE

F • 6-7 • 205 • So.

Atlanta, Ga. • North Central HS



2013-14: Was one of the team's first big men off the bench as a true freshman, playing in 28 games while making two starts (back-to-back OVC games against Southeast Missouri and Tennessee Tech)... Averaged 6.5 minutes per

game, successfully converting half of his field goal attempts (9-for-18)...Logged a season-high 15 minutes in the season-opener at Wyoming, pulling down a team-high four rebounds – the first of seven multi-rebound performances on the season...Scored a career-high four points at SIU Edwardsville (Feb. 8) and against Murray State (Feb. 27)...Blocked a pair of shots in just eight minutes at Arkansas State on Nov. 13.

BEFORE UTM: Attended North Central High School in Indianapolis, Ind., where he played under head coach Doug Mitchell...Helped lead the Cougars to a 16-6 record and No. 7 Indiana state ranking during his senior campaign...Was named a "Diamond in the Rough" by coach Tony Thompson's Prospects on the Rize list...Helped guide the Panthers to an 82-19 record in his three-year prep career.

PERSONAL: Born on Feb. 10, 1995...Son of Verquin and Nicole Rowe...Majoring in management.

SINGLE GAME CAREER HIGHS

Points.....	4 (twice), last vs. Murray State (2-27-14)
Field Goals	2 (twice), last vs. Murray State (2-27-14)
Field Goal Attempts	3 vs. Murray State (2-27-14)
3-Pointers Made	None
3-Pointers Attempted	None
Free Throws Made	2 vs. Belmont (1-11-14)
Free Throw Attempts	2 (4 times), last at Eastern Illinois (2-6-14)
Rebounds	4 at Wyoming (11-8-13)
Assists	1 (5 times), last at Eastern Kentucky (1-30-14)
Blocked Shots	2 at Arkansas State (11-13-13)
Steals.....	2 (twice), last at Murray State (1-5-14)
Minutes Played	15 (twice), last at UNLV (11-30-13)

CAREER STATS

			Total		3-Point		F-Throws		Rebounds											Scoring	
Season	gp-gs	min/avg	fg-fga	pct	fg-fga	pct	ft-fa	pct	off	def	tot	avg	pf	fo	ast	to	blk	stl	pts	avg	
2013-14	28-2	183/6.5	9-18	.500	0-0	.000	5-9	.556	9	14	23	0.8	57	2	5	8	7	7	23	0.8	
TOTAL	28-2	183/6.5	9-18	.500	0-0	.000	5-9	.556	9	14	23	0.8	57	2	5	8	7	7	23	0.8	

PLAYER BIOS



#24 DEVILLE SMITH

G • 6-0 • 175 • Sr.

Jackson, Miss. • UNLV

BEFORE UTM: Played last season at the University of Nevada, Las Vegas where current Skyhawk head coach Heath Schroyer was the associate head coach...Helped the Runnin' Rebels post a 20-13 overall record under head coach Dave Rice...Played in 32 games (18 starts), averaging 9.7 points, 2.7 assists, 1.7 rebounds and 1.0 steals while playing 25.3 minutes

per game...Led the team in scoring seven times, including a season-high 22 points (on 9-of-15 shooting) at Boise State on Feb. 22...Averaged 11.2 points per game in Mountain West Conference play...Had a season-best eight assists at Utah State on Feb. 15...Had nine games of three or more 3-pointers...Spent the 2012-13 season at Southwest Mississippi Community College under head coach Casey Carter, helping the Bears post a 15-10 overall record...Made 22 starts while playing in 23 games, averaging 16.7 points, 5.5 assists, 3.4 rebounds and 2.0 steals per game...Shot 52 percent from the field, 42 percent from three-point range and 78 percent from the free throw line...Started his collegiate career

at Mississippi State University, where he played in 26 games as a true freshman in 2011-12 under head coach Rick Stansbury...Averaged 4.2 points and 1.6 rebounds in 13.0 minutes per game, helping the Bulldogs to a 21-12 record and NIT appearance...Went off for a career-high 25 points at Arkansas on Jan. 7, 2012...Prepped at Callaway High School, where he averaged 22.2 points, 4.4 rebounds, 4.0 assists and 2.9 steals per game his senior season...Was a four-star recruit and was ranked as the 14th-best point guard in the nation by ESPN...Played in the Mississippi/Alabama All-Star Game, where he scored 15 points to lead Mississippi to an 85-74 win...Earned a spot on the Clarion Ledger's Dandy Dozen team...Averaged 23.1 points, 3.9 steals, 3.6 assists and 3.5 rebounds per game as a junior to lead CHS to its second straight Class 5A state championship...Hit the game-winning shot against Provine at the buzzer to win the title after scoring a career-best 48 points against New Hope in the North 5A finals...Garnered second team all-state honors as a sophomore.

PERSONAL: Born on Sept. 17, 1991...Son of Tunja Smith, Mark Drone and Elizabeth Veal...Has five siblings, Michael Smith, Roslyn Smith, Devion Smith, LaQuan Veal and Mark Drone, Jr...Majoring in management.



#3 ALEX ANDERSON

G • 5-11 • 180 • Jr.

Memphis, Tenn. • Itawamba CC

BEFORE UTM: Earned 2013-14 NJCAA second team All-American status after averaging 16.7 points, 4.6 assists, 2.5 rebounds and 1.2 steals per game at Itawamba Community College in Fulton, Miss....Playing for head coach

Grant Pate, Anderson helped lead the Indians to a 17-10 record, their first MACJC championship since 2008 and the quarterfinals of the NJCAA Region XXII tournament...Was named the first NJCAA All-American for the Indians since 2008...Had nine 20-plus point games, including a season-high 29 points at Northwest Mississippi Community College on Jan. 13...Handed out a season-best 10 assists (against zero turnovers) against Snead State Community College on Dec. 14...Shot 49.1 percent from the floor, 36.9 percent from beyond the three-point arc and 88.9 percent

(sixth in the nation) from the free throw line...Also earned all-region status and was selected to the MACJC All-Star Game...Played at Jacksonville State University in 2012-13, averaging 6.8 minutes over 25 games as a true freshman...Played at East High School for head coach Sam Bachelor, helping guide the Mustangs to the 2012 AAA state title (the school's first state championship since 1996)...Tallied 12.8 points, 6.5 assists, 2.4 rebounds and 2.4 steals per game during his senior campaign, shooting 52 percent from the field and 48 percent from three-point range...Ranked as one of the top 50 high school players in the state of Tennessee, rounding out his career with over 1,000 points scored to go along with over 500 assists...Averaged 13.3 points and 5.1 assists during his junior season.

PERSONAL: Born on Nov. 27, 1993...Son of Earl and Barbara Anderson...Has one brother and one sister...Majoring in health and human performance.

#30 TWYMOND HOWARD

F • 6-6 • 210 • Jr.

Pearl, Miss. • Southwest Mississippi CC



BEFORE UTM: Was named a 2013-14 NJCAA honorable mention All-American after averaging team-highs of 15.8 points and 9.8 rebounds at Southwest Mississippi Community College in Summit, Miss....Playing for

head coach Casey Carter, he started in all 25 games, shooting 44 percent from the floor...Also averaged 1.4 assists, 1.4 steals and 0.7 blocks per game...Eclipsed 20 points on eight different occasions while notching 14 double-doubles...Scored a season-high 30 points against Holmes Community College on Dec. 5...Was also named all-region and first-team all-state while garnering Most Valuable Player honors after scoring a game-high 20 points in the MACJC All-Star Game...Began his collegiate career at the University of Texas-El Paso, where he played in 12 games and averaged 5.6 minutes per game as a true freshman in 2012-13...Was a 2012 Parade All-American and ranked as a


four-star recruit, No. 14 small forward in the country and No. 69 overall ranked player by Rivals.com following a stellar prep career at Pearl High School...Averaged 25 points, 12 rebounds, three assists, two blocks and 1.5 steals per game while guiding Pearl to a 27-4 record as a senior...Shot 56 percent from the field, 38 percent from beyond the three-point arc and 72 percent from the free throw line...Had season-highs of 39 points against Clinton High School and 19 rebounds against Canton High School...Was a first-team all-state and all-metro player while being named a finalist for Mississippi Mr. Basketball and Gatorade Player of the Year...Was one of the Clarion Ledger's "Dirty Dozen" as one of the top 12 players in the state of Mississippi...Averaged 23 points, 12 rebounds, three assists, 1.5 steals and 1.3 blocks as a junior, earning second team all-state accolades...Shot 58 percent from the floor and 39 percent from three-point range as a junior.

PERSONAL: Born on Sept. 25, 1992...Son of Twymond Davis and Laprandia Jenkins...Has three brothers...Majoring in interdisciplinary studies.

#20 ARKEEM JOSEPH

G • 6-9 • 280 • Jr.

Brooklyn, NY • Monroe College



BEFORE UTM: Received all-region first team honors after helping lead the Mustangs to 23-7 record last year under head coach Jeff Brustad...In 27 games played last season, Joseph averaged 8.3 points and 4.0 rebounds while shooting

56.2 percent (91-for-162) in just 15.8 minutes per game...Tallied a season-high 24 points twice in the span of three games late in the season, including a remarkable 11-for-11 effort from the field against Prestige Prep on Feb. 7. He also poured in 24 points at the Globe Institute of Technology on Feb. 15...Was one of New York's best prep players under the guidance of head coach John

Templeton at the Brooklyn School for Global Studies...Averaged 17.9 points and 13.9 rebounds a game during his senior season while guiding the Jaguars to a Brooklyn A West championship and appearance in the PSAL Class A playoffs...Was identified as a Hoop Group New York Top 100 senior...Tallied 22 points and 21 rebounds against Abraham Lincoln on Feb. 7, 2012 while adding 23 points and 16 rebounds against Banneker...Poured in 16 points while snaring 20 rebounds against Environmental Studies in a playoff victory...After the season, he had an impressive showing in the 2012 NYC Mayor's Cup All-Star Game, scoring 12 points against some of the best seniors in the state.

PERSONAL: Born on May 26, 1994...Son of Gwendolyn Joseph...Majoring in psychology.

PLAYER BIOS



#0 CJ DAVIS

G • 6-2 • 170 • Fr.

Scottsdale, Ariz. • Westwind Prep Academy

BEFORE UTM: Averaged 24 points and six assists a game for head coach Jai Steadman at Westwind Prep Academy in Phoenix, Ariz., where he played alongside fellow Skyhawk signee Brandon Hitchman...Knocked down

43 percent of his three-point attempts last season...Was named to the prestigious Southwest Prep Showcase all-tournament first team in the annual tournament held in Gilbert, Ariz....Prepped under head coach Jamaal Scott at Cactus Shadows High School, where he helped lead the team to a 19-13 record and conference championship as a senior...Averaged 20.5 points, 3.8 rebounds, 2.1 steals and 2.0 assists per game while shooting 50 percent from

the floor (including 36 percent from three-point range) and 73 percent from the charity stripe during his senior season...Was a two-time honorable mention all-state selection and also led his team to the 2010 conference championship.

PERSONAL: Born on Jan. 17, 1995...Son of Mark and Candace Davis...Has three older siblings, Taylor Steege, Madison Lytle and Logan Davis...Father Mark played for six teams over a 15-year Major League Baseball career, making two All-Star appearances while winning the 1989 National League Cy Young Award with the San Diego Padres...Brother Logan is currently playing in the Kansas City Royals organization after a successful collegiate career at the University of San Diego...Majoring in information systems.



#44 NICK DETLEV

C • 7-2 • 225 • Fr.

Euclid, Ohio • Andrews Osborne Academy

BEFORE UTM: Is the tallest player in UT Martin history, passing 7-footer Ned Rolsma (2000-02)...Detlev became the first boys basketball player at Andrews Osborne to reach the 1,000 point club in 2013-14... Also became the first player

in school history to be crowned an All-Ohio selection, as he was named third team all-state...Averaged 19.5 points, 14 rebounds and six blocks per game as a senior under head coach Nate Barnes, helping guide Andrews Osborne to 23 victories and the

Lake Effect Conference title...Had nine games of 20-plus points, four games of 20-plus rebounds and eight games of at least eight blocks during his senior season...Posted season-highs with 37 points and 25 rebounds at Hearts for Jesus High School on Dec. 12 and swatted away a season-best 13 blocks against Cleveland Horizon Science Academy on Jan. 14...After the season, he was selected to participate in the News-Herald Classic, where he scored 10 points with seven rebounds and four blocks against fellow Ohio prep all-stars.

PERSONAL: Born on Aug. 15, 1995...Son of Marcia Wallace-Detlev and Rich Bloor...Majoring in international studies.



#15 BRANDON HITCHMAN

F • 6-9 • 215 • Fr.

Stratford, England • Westwind Prep Academy

BEFORE UTM: Averaged 16 points, eight rebounds and five assists per game for head coach Jai Steadman at Westwind Prep Academy in Phoenix, Ariz., where he played alongside fellow Skyhawk signee CJ Davis...Shot 53 percent from three-point range last season...Graduated from Charnwood

College in Britain before coming to the United States to complete his high school eligibility...Also played for Jelson Homes DMU Leicester Riders, Loughborough and City of Birmingham in international competition, where he played in EBL Division Four and EBL Division Two in 2012-13.

PERSONAL: Born on Aug. 4, 1995...Son of Carl Hitchman and Veronica Winter...Has two siblings, Curtis Huntley and Scarlet Hitchman...Majoring in health and human performance.



#4 RICHARD LEE

G • 6-4 • 200 • Fr.

Lake Worth, Fla. • Northeast HS

BEFORE UTM: Ranked as a three-star recruit and 51st best shooting guard prospect in the nation by ESPN...Averaged 19 points per game last season at Northeast High School for head coach Darrance Gillion...Helped Blanche Ely

Classic...Was named a top-five player in basketball hotbed Broward County while also earning second team all-state and all-county accolades...Spent his first two seasons of high school back at Northeast High School, averaging 16 points, six rebounds and four assists per game as a sophomore under head coach Gerald Gillion...Averaged 18 points, four rebounds and five assists per game as a freshman.

High School win Florida's Class 7A state title during his junior campaign in 2012-13...Averaged 17 points, four rebounds and three assists per game for a Tigers team that went 27-1 and earned a top-10 national ranking under head coach Melvin Randall...Earned all-tournament honors at the prestigious Chick-fil-A

PERSONAL: Born on April 21, 1995...Son of Richard Lee, Jr. and Camille Lee...Has one younger sibling, Cabria...Mother Camille ran track and field at the University of Georgia from 1989-92...Majoring in business and global affairs.

PLAYER BIOS



#12 HARRISON HAWKS

G • 5-10 • 175 • Fr.

South Fulton, Tenn. • South Fulton HS

BEFORE UTM: Prepped at nearby South Fulton High School under head coach Wes Miller, where he was a four-year member of the varsity squad... Scored 1,172 points in his high school career... Averaged 12.2 points, 3.0 assists, 2.0 steals

a 21-5 overall record and 14-2 district mark... Was an honorable mention All-Region 7 selection as a senior... Averaged 15.3 points, 4.1 assists, 2.5 steals and 1.4 rebounds per game during his junior campaign as SFHS finished with a 19-13 overall record (7-7 district)... Was identified by Tennessee recruiting guru Rick Bolus as a top senior going into the 2013-14 season.

and 1.7 rebounds per game as a senior, helping the Red Devils to

PERSONAL: Born on March 27, 1995... Son of Mike and Melanie Hawks... Majoring in economics.





HEAD COACH HEATH SCHROYER



HEATH SCHROYER

First Season at UTM • Eighth Season Overall

Walkersville, Md. • Armstrong Atlantic State, 1995

The University of Tennessee at Martin introduced Heath Schroyer as its ninth men's basketball coach in program history on March 20, 2014.

Schroyer, 42, brings 18 years of collegiate coaching experience to the Skyhawk program, including seven years as a head coach at the Division-I level. All six of Schroyer's stops at a Division-I institution has culminated in either a conference championship or postseason play.

A native of Walkersville, Md., Schroyer has spent the last three seasons at the University of Nevada, Las Vegas working as the associate head coach under Dave Rice. The Runnin' Rebels sported three 20-plus win seasons, a 71-32 overall record (29-19 against Mountain West Conference opposition) and appearances in the 2012 and 2013 NCAA Tournaments in Schroyer's tenure. He was named a top-15 assistant coach in the nation by Bleacher Report in 2012-13 and followed that with a top-20 assistant coach in the nation honor by College Sports Madness for the 2013-14 campaign.

Schroyer coordinated UNLV's recruiting efforts since he joined the staff in 2011. The Runnin' Rebels' 2012 recruiting class was ranked No. 7 in the nation by ESPN and one year later, UNLV produced Anthony Bennett - the No. 1 overall selection by the Cleveland Cavaliers in the 2013 NBA Draft. Bennett joined Larry Johnson (Charlotte Hornets, 1991) as the only players in UNLV's prestigious history be selected first in the NBA Draft.

UNLV knocked off seven nationally ranked teams in Schroyer's first two seasons, including a win over No. 1 North Carolina in 2011. That marked UNLV's first win over the nation's top team in 22 years and the first time a MWC team had defeated the No. 1 ranked team. The Runnin' Rebels spent 25 combined weeks in the national top-25 polls during Schroyer's first two seasons, topping out at No. 11 during the 2011-12 campaign.

The Runnin' Rebels boasted a pair of Associated Press All-Americans (Mike Moser in 2012, Bennett in 2013), 10 All-MWC selections, the two-time MWC Defensive Player of the Year (Khem Birch in 2013 and 2014) and 2012 MWC Newcomer of the Year (Moser) in Schroyer's time at UNLV.

Schroyer began his collegiate head coaching career at Portland State, where he took over the reins in 2002 as the nation's second youngest Division-I head coach at age 30.

Schroyer propelled the Portland State program to new heights from 2002-05. His teams improved in the win column each season (jumping up 14 wins from his first to last year), culminating with a Big Sky Conference regular-season title in 2004-05, which was the school's first-ever Division-I championship in any sport. That season, the Vikings went 19-9 overall with an 11-3 conference slate. The 19 victories were the most for the program since the 1958-59 campaign and occurred a year after he guided Portland State to a top-three turnaround in the nation during his second year.

At Portland State, Schroyer presided over six All-BSC honorees, including 2004-05 BSC Player of the Year Seamus Boxley. He concluded his career as the program's fourth all-time leading scorer (1,498 points) and was also named BSC Defensive Player of the Year in back-to-back seasons (2003-04, 2004-05).

Schroyer then joined Fresno State University as an associate head coach under Steve Cleveland for two seasons, serving as the Bulldogs' recruiting coordinator and overseeing the team's academic turnaround. Overall, he coached four All-Western Athletic Conference performers, including NBA Draft pick Dominic McGuire.

In Schroyer's last season on the bench at Fresno State (2006-07), the Bulldogs went 22-10 with a 10-6 WAC record, earning a trip to the National Invitation Tournament. That marked

THE SCHROYER FILE

HOMETOWN

Walkersville, Md.

BIRTHDATE

March 15, 1972

HIGH SCHOOL

DeMatha High School, 1990

EDUCATION

Armstrong Atlantic State, B.S., 1995
National University, M.S., 1996

FAMILY

Kim (Wife)
Sierra (Daughter)
Hayden (Son)

COACHING CAREER

2011-14

UNLV, Associate Head Coach/
Assistant Coach

2007-11

Wyoming, Head Coach

2005-07

Fresno State, Associate Head Coach

2002-05

Portland State, Head Coach

2001-02

Wyoming, Assistant Coach

1997-01

Brigham Young, Assistant Coach

1996-97

Fresno City College, Assistant Coach

the most wins for the program since the legendary Jerry Tarkanian guided the Bulldogs to 22 wins in 1995-96.

Schroyer parlayed that success into a head coaching gig at the University of Wyoming from 2007-11. During his four-year head coaching stint at Wyoming, Schroyer coached seven All-MWC players, including Brandon Ewing (second all-time leading scorer in Cowboy history with 2,168 points) and Afam Moujeke (2008-09 MWC Freshman of the Year after becoming the league's all-time leading freshman scorer).

Schroyer's best season at Wyoming was in 2008-09, when he led the Cowboys to 19 victories and an appearance in the College Basketball Invitational postseason tournament. He also helped the program make huge strides academically, as he inherited the worst Academic Progress Rate (APR) of any sport in the entire MWC. Schroyer constructed a comprehensive plan that improved the Cowboys' men's basketball APR by 164 points to a program-high 935, which was the third-best turnaround in the nation. He was also a member of Wyoming's Academic Integrity Subcommittee in 2010-11.

Before his head coaching appointment at Portland State, Schroyer had previously been an assistant coach at Wyoming under head coach Steve McClain for the 2001-02 season, when the Cowboys went 22-9 (11-3 MWC) and upset No. 6 Gonzaga in the first round of the NCAA Tournament before falling to Arizona. Schroyer was in charge of a ferocious defense that led the MWC in field goal percentage defense, defensive rebounding and rebounding margin.

Schroyer's first Division-I assistant coaching job came at Brigham Young University, who was a member of the Western Athletic Conference before joining the MWC for Schroyer's last two seasons there.

Joining a Cougar program that had went 1-25 the season before, Schroyer and Cleveland - the BYU head coach who

Schroyer would also work with at Fresno State almost a decade later - engineered a dramatic turnaround that led to a 46-20 record and pair of postseason berths in the final two years. The Cougars went 24-9 overall (10-4 MWC) and made an NCAA Tournament appearance in 2000-01. The MWC championship in 2000-01 was BYU's first conference tournament title since 1992, its first regular-season championship since 1993 and first NCAA Tournament appearance since 1995. The year before that, the Cougars went 22-11 and advanced to the NIT quarterfinals.

Schroyer presided over six all-conference honorees at BYU, including 2001 MWC Player of the Year and Associated Press All-American Mekeli Wesley.

In a coaching career that began as an assistant coach under Cleveland at Fresno City College in 1996, Schroyer has recruited or coached over 60 players who have gone on to play professionally. He has also shared his extensive basketball knowledge as a television analyst during the 2011 NCAA Tournament coverage on The Mtn Channel and during the 2011 CBI on HDNet. He also served as a television analyst for the Utah Jazz during the 2001 NBA playoffs.

Schroyer started his collegiate playing career at Kings River Community College in Reedley, Calif., where he earned all-conference accolades and led the team to the California Junior College Final Four in 1992. He concluded his playing career at Armstrong Atlantic State in Savannah, Ga., where he led the team to the NCAA Division II Sweet 16 as a senior.

Schroyer prepped at the prestigious DeMatha High School program in Hyattsville, Md., where he played for the legendary coach Morgan Wootten, whose 1,274 wins as a head coach are the second-most in the history of basketball at any level.

Earning his bachelor's degree in liberal studies from Armstrong Atlantic State in 1995, Schroyer earned his Master's degree in institutional leadership from National University in Fresno, Calif. in 1996.

Schroyer married the former Kim Ortega of Logandale, Nev. in May 2014. He has one daughter, Sierra (17) and a son, Hayden (12) from a previous marriage.



SCHROYER YEAR-BY-YEAR

YEAR	SCHOOL	OVERALL	CONF
2002-03	Portland State	5-22	3-11
2003-04	Portland State	11-16	5-9
2004-05*	Portland State	19-9	11-3
2007-08	Wyoming	12-18	5-11
2008-09^	Wyoming	19-14	7-9
2009-10	Wyoming	10-21	3-13
2010-11	Wyoming	8-15	1-8
TOTALS	7 seasons	84-115	35-64

*Conference Championship

^ CBI Postseason Appearance

ASSISTANT COACHES



ANTHONY STEWART

Associate Head Coach • First Season

Akron, Ohio • Mount Union, 1993

Anthony Stewart is in his first season as the UT Martin associate head coach under Heath Schroyer.

"I have worked with Anthony before and I have known him for over 15 years now and I think he is absolutely one of the best in the business," Schroyer

said. "He is a tireless recruiter and he develops great relationships with young men. He is a great motivator and a mentor and is someone I can fully trust. He will be involved in every facet of the program."

Stewart, 43, has spent the last two seasons at Ohio University in Athens, Ohio. The Bobcats went 49-22 in Stewart's tenure, which included a pair of postseason appearances.

This past season, Stewart helped Ohio to a 25-12 record and a quarterfinals appearance in the CollegeInsider.com Postseason Tournament (CIT). That followed a 2012-13 season where the Bobcats tallied a 24-10 record, earned a share of their first Mid-American Conference regular season championship since 1993-94 and earned a spot in the National Invitation Tournament (NIT).

While at Ohio, Stewart helped sign Maurice Ndour (top 100 junior college player, second team All-MAC and National Mid Major Player of the Week on Feb. 3, 2014), Travis Wilkins (junior college All-American), Tariq Owens (top 100 player out of high school) and Nehemias Morriilo (member of the Dominican National Team).

Stewart also spent time at Southern Illinois (2011-12), where he worked under head coach Chris Lowery. During his time in Carbondale, he signed Jeff Early, who was a junior college All-American from Monroe College.

Prior to that, Stewart worked alongside Schroyer at Wyoming from 2007-11. He helped recruit seven All-Mountain West Conference players while helping lead the Cowboys to 19 wins and an appearance in the College Basketball Invitational in 2011. He also inked Afam Muojeke, who was named the MWC Freshman of the Year accolades in 2008-09, breaking the all-time freshman scoring record at Wyoming.

Stewart also coached two seasons at Long Beach State (2004-06) and three years at Columbus State Community College (2001-04). He was directly responsible for recruiting Desmar Jackson (2009-10 Freshman All-American) at Wyoming, Aaron Nixon (No. 1 junior college player in the country, 2006-07 Big West

Conference Player of the Year) at Long Beach State.

Stewart helped develop Columbus State into one of the best Division-II junior college programs in the nation. In 2003-04, the Cougars tallied an impressive 29-2 overall record and at one point were ranked No. 1 in the nation before falling to Cuyahoga Community College, the eventual national champion. Overall, Stewart recruited three All-Americans and five all-conference first teamers while tallying a 86-36 record at Columbus State.

A native of Akron, Ohio, Stewart played collegiately at University of Mount Union in Alliance, Ohio. He was a two-time Most Valuable Player in basketball while he also lettered three years on the Mount Union baseball squad as a pitcher. He graduated with a bachelor's degree in business management in 2003.

Stewart completed his Master's degree in business administration from Chancellor University in Cleveland, Ohio in 2006.



ASSISTANT COACHES

JERMAINE JOHNSON

Assistant Coach • First Season

Memphis, Tenn. • US Sports Academy, 2007



Jermaine Johnson is in his first season as an assistant coach at UT Martin under Heath Schroyer.

Johnson, 36, joins the Skyhawks from Georgia Southern University in

Statesboro, Ga., where he helped the Eagles to the Southern Conference tournament semifinals in 2013-14.

“Jermaine has been a successful head coach in this region and has great ties in the state of Tennessee, which is where we wanted to establish ourselves in recruiting since Day One,” Schroyer said. “He is a great motivator and floor coach and is a rising star in the business. We are fortunate to have him here.”

A Memphis native, Johnson made a name for himself as head coach of the highly successful Melrose High School boys’ basketball program from 2007-13. He developed Melrose into a top-25 program in the nation after he won five straight District 16 AAA championships. His team also won the 2010 TSSAA Class AAA state title on its way to a 37-win season. During his tenure, he coached 26 seniors and all 26 players received college scholarships.

Johnson also had coaching stops at Ridgeway High School (his alma mater), Cordova High School and Craigmont High School, where he began his coaching career. Overall, Johnson posted a 353-91 record as a high school head coach.

At Melrose, Johnson coached McDonald’s All-American Adonis Thomas while also coaching an eventual National Junior College Player of the Year and two All-Americans. All in all, he has coached 12 professional players, including eight who played in the NBA.

Johnson began his coaching career as an assistant for four

years (1999-2003) at the University of Memphis under head coach John Calipari. He helped build the Tigers into a nationally ranked program, posting 71 wins in three seasons. In Johnson’s final season, Memphis won the Conference USA championship and advanced to the NCAA Tournament.

Johnson played collegiately at Texas-Arlington for two seasons (1997-99) after attending Chattahoochee Valley Community College for two years. While at Texas-Arlington, he set the all-time Mavericks’ single-game assists record with 17 against Sam Houston State on Dec. 28, 1998.

Johnson earned his bachelor’s degree from the United States Sports Academy in 2007. He has one son, Carson.



ASSISTANT COACHES



JOHN AIKEN

Assistant Coach • First Season

Portland, Maine • Southern Maine, 2008

John Aiken joined the University of Tennessee at Martin men's basketball coaching staff as an assistant coach in August 2014.

Aiken brings seven seasons of collegiate coaching experience to UT Martin,

including the past two years as head coach at Belhaven University, a NAIA school located in Jackson, Miss.

"John has been a successful head coach and has a diverse background while coaching at many different levels," said Schroyer, who enters his first season as Skyhawk head coach in 2014-15. "He has coached close to the Tennessee area and will bring a wealth of knowledge and experience to our program."

Aiken posted 30 overall wins and a 22-16 Southern States Athletic Conference record as head coach at Belhaven. Last season, he helped guide the Blazers to an 18-15 record (14-6 SSAC) and a spot in the NAIA Division I National Tournament. He spent the previous four seasons as the top assistant at Belhaven, which included two more trips to the NAIA national tournament (2010 and 2012). The Blazers went 24-10 during the 2009-10 season, earning a spot in the national tournament for the first time since 1972.

All in all, Aiken coached four honorable mention All-Americans, six all-division honorees and nine all-conference selections during his tenure at Belhaven.

Before his stint at Belhaven, Aiken was an assistant coach and recruiting coordinator at the University of New England, an NCAA Division-III school located in Biddeford, Maine. He helped the Nor'easters reach the 2008 ECAC New England Regional Championship game after New England posted a 17-12 overall record.

Aiken also served as an assistant coach at Cheverus High School in Portland, Maine and Greater Portland Christian School in South Portland, Maine before entering the collegiate coaching ranks.

Aiken has gained valuable experience working prestigious

summer camps at the University of Louisville, Xavier University, University of Connecticut, Wake Forest University, Florida State University and the University of Miami. He also worked as the director of basketball operations for Camp Caribou in Winslow, Maine.

A native of Portland, Maine, Aiken earned his bachelor's degree in economics from the University of Southern Maine in 2008. He also completed his Master's degree in sports administration at Belhaven in 2013. He and his wife Michelle spent a summer working with Athletes in Action in South Africa and Mozambique where they volunteered at orphanages, coached against several professional and club teams and visited with various schools and governmental organizations. He and Michelle have one daughter, Gracie.



ASSISTANT COACHES

DEANDRE WALKER

**Strength Coach/Player Development • First Season
Akron, Ohio • Fairmont State, 2004**



DeAndre Walker enters his first year on the Skyhawk staff under head coach Heath Schroyer. He serves as the strength coach and is also in charge of player development at UT Martin.

Walker most recently served as head coach at Columbus State Community College in Columbus, Ohio. He was the fifth head coach in the history of the program in 2013-14.

Before his head coaching appointment, Walker was an assistant coach at Ohio Dominican University in Columbus, Ohio.

After a standout prep career at Firestone High School, Walker began his collegiate playing career at Columbus State, where he played for two seasons (2000-02). He helped the Cougars to a 20-9 record and a 9-5 mark in the Ohio Community College Athletic Conference record during his freshman season.

Walker then transferred to Fairmont State University in Fairmont, W. Va. He guided the Falcons to a 37-21 record in his two seasons at the Division-II school.

Walker played professionally from 2006-08. He began his career with the Columbus Cyclones of the International Basketball League, helping the team to a 20-3 record under head coach David Cecutti. He followed that with a stint with the Indiana Alleycats of the Continental Basketball Association, playing for head coach Carlos Knox. He also played with the Marysville Meteors of the International Basketball League (2007), Long Beach Summer Pro-Am League in Long Beach, Calif. (2007) and the Gary Steelheads of the International Basketball League (2008).

An Akron, Ohio native, Walker began his coaching career as a student assistant coach in 2004-05 at Fairmont State. He specialized in recruiting and player skill development. He also was tabbed as the president of Hidden Gems AAU Basketball program, with his best season coming in 2012 when the team posted a 33-19 overall record. He also served as an assistant coach with the King James AAU program.

Walker earned his Bachelor's degree in business management from Fairmont State in 2004 and is currently pursuing his Master's degree in project management. He has two daughters, Aniaya and Arianna.

GARNER SMALL

**Graduate Assistant • First Season
Schoolcraft, Mich. • Olivet, 2013**



Garner Small is in his first season on the UT Martin coaching staff, serving as a graduate assistant for head coach Heath Schroyer.

Small most recently was an assistant coach at Olivet College in Olivet, Mich., where he worked primarily with the post players in 2013-14.

A native of Schoolcraft, Mich., Small played his senior year of college at Olivet College, averaging team-highs of 15.7 points and 6.3 rebounds per game under head coach Chris Coles in 2012-13.

Small played his junior season at Goshen College in Goshen, Ind. He averaged 8.3 points and 4.6 rebounds per contest for the

Leafs under head coach Gary Chupp.

Before that, Small played two seasons at Kalamazoo Valley Community College for head coach Dick Shilts, whose 650 victories make him one of the winningest coaches in NJCAA history. Small helped lead the Cougars to a 24-8 record and their first-ever appearance in the NJCAA Division-II national championship appearance in 2010-11. Small also earned MCCA third team and academic all-conference accolades at Kalamazoo Valley.

Small played for his father, Randy Small, at Schoolcraft High School where he was a four-sport athlete (basketball, baseball, football and track). Small helped lead the Eagles to the state championship game in 2009.

Small earned his degree from Olivet in 2013.

SUPPORT STAFF



TAMIKA DONALDSON

Athletic Trainer • Fourth Season

Humboldt, Tenn. • UT Martin, 2009

Tamika Donaldson returned to her alma mater as an athletic trainer in 2011. She works primarily with the men's basketball and volleyball teams while also assisting in all sports.

Donaldson joins the Skyhawks after spending two seasons as a graduate assistant

athletic trainer at Cumberland University in Lebanon, Tenn. At Cumberland, she served as the primary trainer for the women's

soccer, women's basketball and cycling teams, while also helping out with the football squad.

A Humboldt, Tenn. native, Donaldson worked with the Skyhawk football, soccer, volleyball, men's basketball and women's basketball teams as an undergraduate at UT Martin. She graduated with a bachelor's degree in health and human performance with a concentration on athletic training.

Donaldson is currently a member of the National Athletic Trainers Association (NATA) and the Tennessee Athletic Trainers Society (TATS).

A 2009 UT Martin graduate, Donaldson earned her Master's in education while working at Cumberland.



RYNE RICKMAN

Sports Information Director • Seventh Season

Benton, Ky. • Murray State, 2008

Ryne Rickman has worked in the UT Martin sports information office since 2008.

In April 2014, he earned the role of official statistician at the 2014 NCAA Women's Basketball Final Four in Nashville, serving in that role for all three games. He was the official statistician for the

national championship game which involved two undefeated teams in Notre Dame and Connecticut.

Since 2010, he has served as the official statistician at the Ohio Valley Conference men's and women's basketball tournament in Nashville, where he was solely responsible for all stats from the tournament. He also served in that same role for the 2012 NCAA Men's Basketball Tournament Second/Third Rounds, also held in Nashville.

A native of Benton, Ky., Rickman came to UT Martin from Murray State, where he graduated with a degree in journalism and a minor in recreation in May 2008. He worked part-time as a student worker in the Athletics Media Relations office for four years.



JOSH SINCLAIR

Head Manager • Second Season

Adamsville, Tenn.


Josh Sinclair begins his second season as head manager of the UT Martin men's basketball team.

Sinclair coordinates with the managers from the opposing teams while also working directly with each member

of the Skyhawk coaching staff for travel preparations and court operations during practice.

Sinclair played high school basketball at Adamsville High School under head coach Nathaniel Root. He helped lead the Cardinals to a 19-9 record and a Region 8A semifinals appearance during his junior season.

A sophomore from Adamsville, Tenn., Sinclair is majoring in secondary education.



2014-15 SEASONS LOOK-UP

SEASON PREVIEW

A gifted core of seven returners blended in with nine talented newcomers has generated plenty of buzz to the University of Tennessee at Martin men's basketball program under the direction of **Heath Schroyer**, who takes over the reins of the Skyhawks in 2014-15.

The background credentials speak for themselves with Schroyer, who was introduced as UT Martin's ninth head coach in program history on March 20. He was named a top-20 assistant coach in back-to-back seasons at UNLV from 2012-14 and all six of his stops at a Division-I institution has culminated in either a conference championship or postseason play.

As the nation's second-youngest Division-I head coach, Schroyer led Portland State University to its first-ever conference championship in 2004-05. He also guided the

University of Wyoming to 19 victories and a postseason berth in 2008-09.

Making his return to head coaching after spending the last three seasons at UNLV, what Schroyer found at UT Martin was a group of returning players who were hungry for victories.

"All the returners have really tried to embrace what it is that we're trying to do - I can't speak more highly of them," Schroyer said. "They really wanted a change and they understand that we need to do things differently so I've really talked to them about having a plan and being able to execute our plan on both sides of the ball."

Schroyer spent a bulk of his offseason preparations trying to mold the Skyhawks into an exceptional defensive team. Last season, UT Martin ranked last amongst all Division-I teams with a .521 defensive field goal percentage. With that said, Schroyer has instilled a new defensive mindset into the Skyhawks during preseason practices, drills and repetitions.

"We are starting to understand our identity," Schroyer said. "That is the biggest thing that we've tried to talk about since we started practice. We spent the fall developing an identity and understanding what we need to do to be successful. We have to have a defensive mindset - that's probably the biggest thing I've tried to change since I've been here. Offensively, first and foremost, we have to take great shots. We're just not going to run down the floor and take bad shots and not have structure. It's very simple but there needs to be discipline and execution on

both sides of the ball."

This year's version of the Skyhawks projects to feature a lot of depth and versatility.

"We have a lot of guys who can really play significant minutes, which I love," Schroyer said. "We really don't talk as much about starting games as we do about finishing games. We have proven guys at our level and a few are growing into playing at this level."


Any casual observer of the UT Martin men's basketball program for the past three seasons has noticed the skill of forward **Myles Taylor**. After all, the 6-7 standout joined the 1,000 career point club last season and has cemented his status as one of UT Martin's all-time program greats.

However, a majority of the Skyhawks' faithful fans may have to do a double-take to recognize Taylor, who has shed over 40 pounds over the summer and is now listed at a svelte 235 pounds for his final collegiate campaign. He is expected to move to his natural position of power forward, which should free him from having to match up against the opposing team's center.

Taylor averaged team-highs of 14.6 points and 6.3 rebounds last season, earning a Preseason All-Ohio Valley Conference nod from the league's head coaches and sports information directors.

Allowing Taylor to slide into the 4 spot has been the emergence of 6-9, 280-pound junior center **Arkeem Joseph**. The Brooklyn, NY native earned all-region accolades at Monroe College last season after averaging 8.3 points and 4.0 rebounds while shooting 56 percent in only 15.8 minutes per game.

Also expected to see major minutes in the frontcourt are 6-7 sophomores **Chandler Rowe** and **Javier Martinez**. Rowe brought energy off the bench



Slimming down 40 pounds over the summer, senior forward Myles Taylor is primed for a big season after earning Preseason All-OVC honors by the league's head coaches and SID's.

SEASON PREVIEW



UNLV transfer Deville Smith is projected to start at point guard after he was granted an NCAA waiver to play immediately in 2014-15.

last season, playing in 28 contests while Martinez started in 13 games as a true freshman, shooting 62 percent from the floor.

Nick Detlev (defensive asset who is the tallest player in UT Martin history at 7-2) and **Brandon Hitchman** (versatile 6-9 player with exceptional outside shooting touch) will also vie for playing time in the post as freshmen.

The Skyhawk backcourt returns a pair of starters from last season in **Marshun Newell** and **Dee Oldham**. Newell was steady as the team's point guard last season as a junior, ranking in the top-10 in the OVC in assist-to-turnover ratio (1.4, ninth), steals (1.4 per game, ninth) and assists (3.5 per game, 10th) while also leading the team in scoring on four different occasions. Oldham developed into one of the team's best players down the stretch last season as a sophomore, scoring in double-figures in 11 of the final 13 games (including 15 or more

points in eight different games in that stretch).

Schroyer will also coach a familiar face in **Deville Smith**, who was granted an NCAA waiver to play immediately after averaging 9.7 points and 2.7 assists last season at UNLV. The speedy guard led the Runnin' Rebels in scoring seven times in 2013-14 and was a four-star recruit coming out of Callaway High School in Jackson, Miss.

Another duo with a lengthy list of impressive accolades are **Alex Anderson** and **Twymond Howard**, who both were crowned junior college All-Americans last season. Anderson averaged 16.7 points, 4.6 assists, 2.5

rebounds and 1.2 steals per game as a point guard at Itawamba Community College while Howard - a 4-star wing recruit out of high school - nearly averaged a double-double (15.8 points, 9.8 rebounds per game) at Southwest Mississippi Community College.

Returners **Terrence Durham** (redshirted last year after two years at junior college powerhouse South Plains) and **Khristian Taylor** (26:13 assist-to-turnover ratio in 22 games last season) also project to see significant playing time in 2014-15, along with freshmen duo **CJ Davis** (dead-eye shooter who averaged 24 points per game last year at Westwind Prep Academy in Arizona) and **Richard Lee** (three-star signee who averaged 19 points per game last year at Northeast High School in Florida) give the Skyhawks eight legitimate options in the backcourt.

UT Martin will be tested early,

as eight of the first nine games on the schedule will be played on the road. The Skyhawks will take on power conference teams Marquette, Nebraska and Butler while also squaring off against a half-dozen teams (Nebraska, Illinois State, Eastern Kentucky, Morehead State, Belmont, Murray State) who reached the postseason last year.

All in all, UT Martin will face seven first-time opponents, teams from 11 different conferences and play in 10 different states in 2014-15.

"We have a lot of road games," Schroyer said. "Obviously that's challenging but the beauty of it is that we're going to learn a lot from it because if you're going to win a conference championship, you have to figure out how to win certain games on the road."

Schroyer has inherited a Skyhawk team that has shown the willingness to get better every day in practice - a trait that has not gone unnoticed.

"Every day I ask our guys three things," Schroyer said. "Are we getting better? Are we getting tougher? Are we getting hungrier? Those three things should be happening every day. If those things happen, the rest will take care of itself throughout the year."

Schroyer knows that the sky is the limit for a UT Martin team that will boast just as much talent and athleticism as any team it lines up against this year.

"We're trying to win every game," Schroyer said. "And then to understand on top of that to continue to get better every game. You're not going to win a championship in November, but you're setting yourself up to continue to get better and hopefully win a championship in March. There's a lot of growth that needs to happen, but we're making our strides."

OPPONENTS

MARQUETTE



Location.....Milwaukee, Wis.
 Nickname.....Golden Eagles
 Conference.....Big East
 Home Arena.....Bradley Center (18,600)
 Head Coach.....Steve Wojciechowski
 Alma Mater.....Duke, 1998
 HC Career Record.....0-0 (1st yr.)
 HC Record At School.....Same
 Assistant Coach.....Chris Carrawell
 Assistant Coach.....Brett Nelson
 Assistant Coach.....Mark Phelps
 2013-14 Record.....17-15
 Conference Record (Finish).....9-9 (6th)
 Players Returning/Lost.....6/5
 Starters Returning/Lost.....2/3
 MBB SID.....Scott Kuykendall
 SID Phone.....(414) 288-4794
 SID Email.....scott.kuykendall@mu.edu
 All-Time Series.....First Meeting
 Last Meeting.....N/A
 Game Result.....N/A
 Streak.....N/A
 First Meeting.....N/A
 UTM vs. MU in Milwaukee.....N/A
 UTM vs. MU in Martin.....N/A

ARKANSAS STATE



Location.....Jonesboro, Ark.
 Nickname.....Red Wolves
 Conference.....Sun Belt
 Home Arena.....Convocation Center (10,038)
 Head Coach.....John Brady
 Alma Mater.....Belhaven College, 1976
 HC Career Record.....380-307 (23 yrs.)
 HC Record At School.....99-91 (6 yrs.)
 Assistant Coach.....Melvin Haralson
 Assistant Coach.....Carlos Wilson
 Assistant Coach.....Mike Scutero
 2013-14 Record.....19-13
 Conference Record (Finish).....10-8 (4th)
 Players Returning/Lost.....3/7
 Starters Returning/Lost.....0/5
 MBB SID.....Joe Gorby
 SID Phone.....(870) 972-3547
 SID Email.....jgorby@astate.edu
 All-Time Series.....Arkansas State leads 15-5
 Last Meeting.....Nov. 13, 2013
 Game Result.....@ASU 72, UTM 62
 Streak.....ASU W7
 First Meeting.....Dec. 29, 1962
 UTM vs. ASU in Jonesboro.....2-10
 UTM vs. ASU in Martin.....3-5

CHAMPION BAPTIST



Location.....Hot Springs, Ark.
 Nickname.....Tigers
 Conference.....Independent (ACCA)
 Home Arena.....N/A
 Head Coach.....Eric Capaci
 Alma Mater.....Hyles-Anderson, 1988
 HC Career Record.....N/A
 HC Record At School.....N/A
 Assistant Coach.....Charles Cotton
 2013-14 Record.....3-31
 Conference Record (Finish).....N/A
 Players Returning/Lost.....N/A
 Starters Returning/Lost.....N/A
 MBB SID.....Eric Capaci
 SID Phone.....(501) 624-5288
 SID Email.....eric.capaci@gospellight.org
 All-Time Series.....First Meeting
 Last Meeting.....N/A
 Game Result.....N/A
 Streak.....N/A
 First Meeting.....N/A
 UTM vs. CBC in Hot Springs.....N/A
 UTM vs. CBC in Martin.....N/A

BETHUNE-COOKMAN



Location.....Daytona Beach, Fla.
 Nickname.....Wildcats
 Conference.....Mid-Eastern Athletic
 Home Arena.....Moore Gym (3,000)
 Head Coach.....Gravelle Craig
 Alma Mater.....Cleveland State, 1999
 HC Career Record.....39-62 (3 yrs.)
 HC Record At School.....Same
 Assistant Coach.....Stacey Beckton
 Assistant Coach.....Rodney Martin
 Assistant Coach.....Montez Robinson
 2013-14 Record.....7-25
 Conference Record (Finish).....5-11 (T-8th)
 Players Returning/Lost.....7/3
 Starters Returning/Lost.....4/1
 MBB SID.....Dan Ryan
 SID Phone.....(386) 481-2240
 SID Email.....ryand@cookman.edu
 All-Time Series.....First Meeting
 Last Meeting.....N/A
 Game Result.....N/A
 Streak.....N/A
 First Meeting.....N/A
 UTM vs. BCU in Daytona Beach.....N/A
 UTM vs. BCU in Martin.....N/A

NEBRASKA



Location.....Lincoln, Neb.
 Nickname.....Cornhuskers
 Conference.....Big Ten
 Home Arena.....Pinnacle Bank Arena (15,000)
 Head Coach.....Tim Miles
 Alma Mater.....University of Mary, 1989
 HC Career Record.....317-251 (19 yrs.)
 HC Record At School.....34-31 (2 yrs.)
 Assistant Coach.....Chris Harriman
 Assistant Coach.....Kenya Hunter
 Assistant Coach.....Jim Molinari
 2013-14 Record.....19-15
 Conference Record (Finish).....11-7 (4th)
 Players Returning/Lost.....9/4
 Starters Returning/Lost.....5/0
 MBB SID.....Shamus McKnight
 SID Phone.....(402) 472-2263
 SID Email.....smcknight@huskers.com
 All-Time Series.....First Meeting
 Last Meeting.....N/A
 Game Result.....N/A
 Streak.....N/A
 First Meeting.....N/A
 UTM vs. UN in Lincoln.....N/A
 UTM vs. UN in Martin.....N/A

NORTHERN KENTUCKY



Location.....Highland Heights, Ky.
 Nickname.....Norse
 Conference.....Atlantic Sun
 Home Arena.....Bank of Kentucky Center (9,400)
 Head Coach.....Dave Bezold
 Alma Mater.....Viterbo, 1990
 HC Career Record.....181-116 (10 yrs.)
 HC Record At School.....Same
 Assistant Coach.....Kevin Schappell
 Assistant Coach.....Dante Jackson
 Assistant Coach.....Ethan Faulkner
 2013-14 Record.....9-21
 Conference Record (Finish).....5-13 (8th)
 Players Returning/Lost.....13/1
 Starters Returning/Lost.....5/0
 MBB SID.....Bryan McEldowney
 SID Phone.....(859) 572-5470
 SID Email.....mceldowneb1@nku.edu
 All-Time Series.....UT Martin leads 1-0
 Last Meeting.....Dec. 7, 2013
 Game Result.....@UTM 79, NKU 66
 Streak.....UTM W1
 First Meeting.....Dec. 7, 2013
 UTM vs. NKU in Highland Heights.....0-0
 UTM vs. NKU in Martin.....1-0

OPPONENTS

LONGWOOD



Location..... Farmville, Va.
 Nickname..... Lancers
 Conference..... Big South
 Home Arena Willett Hall (1,807)
 Head Coach Jayson Gee
 Alma Mater..... Charleston, 1988
 HC Career Record 168-79 (8 yrs.)
 HC Record At School 8-24 (1 yr.)
 Assistant Coach Jake Luhn
 Assistant Coach Craig Carter
 Assistant Coach Samba Johnson
 2013-14 Record 8-24
 Conference Record (Finish)..... 3-13 (11th)
 Players Returning/Lost..... N/A
 Starters Returning/Lost..... N/A
 MBB SID Chris Cook
 SID Phone..... (434) 395-2718
 SID Email..... cookcc@longwood.edu
 All-Time Series..... UT Martin leads 1-0
 Last Meeting..... Feb. 23, 2013
 Game Result..... @UTM 89, LU 79
 Streak..... UTM W1
 First Meeting..... Feb. 23, 2013
 UTM vs. LU in Farmville..... 0-0
 UTM vs. LU in Martin..... 1-0

ILLINOIS-CHICAGO



Location..... Chicago, Ill.
 Nickname..... Flames
 Conference..... Horizon League
 Home Arena UIC Pavilion (8,000)
 Head Coach Howard Moore
 Alma Mater..... Wisconsin, 1995
 HC Career Record 39-87 (4 yrs.)
 HC Record At School Same
 Assistant Coach Stew Robinson
 Assistant Coach Deon Thomas
 Assistant Coach Jeremy Buttell
 2013-14 Record 6-25
 Conference Record (Finish)..... 1-15 (9th)
 Players Returning/Lost..... 9/5
 Starters Returning/Lost..... 2/3
 MBB SID Mike Laninga
 SID Phone..... (312) 996-5881
 SID Email..... mlaninga@uic.edu
 All-Time Series..... First Meeting
 Last Meeting..... N/A
 Game Result..... N/A
 Streak..... N/A
 First Meeting..... N/A
 UTM vs. UIC in Chicago..... N/A
 UTM vs. UIC in Martin..... N/A

ILLINOIS STATE



Location..... Normal, Ill.
 Nickname..... Redbirds
 Conference..... Missouri Valley
 Home Arena Redbird Arena (10,000)
 Head Coach Dan Muller
 Alma Mater..... Illinois State, 1998
 HC Career Record 36-31 (2 yrs.)
 HC Record At School Same
 Assistant Coach Torrey Ward
 Assistant Coach Luke Yaklich
 Assistant Coach Dean Oliver
 2013-14 Record 18-16
 Conference Record (Finish)..... 9-9 (T-4th)
 Players Returning/Lost..... 6/5
 Starters Returning/Lost..... 4/1
 MBB SID John Twork
 SID Phone..... (309) 438-3805
 SID Email..... jdtwork@ilstu.edu
 All-Time Series..... Illinois State leads 3-0
 Last Meeting..... Nov. 27, 2004
 Game Result..... @ISU 80, UTM 51
 Streak..... ISU W3
 First Meeting..... Nov. 26, 1983
 UTM vs. ISU in Normal..... 0-3
 UTM vs. ISU in Martin 0-0

PRESBYTERIAN



Location..... Clinton, SC
 Nickname..... Blue Hose
 Conference..... Big South
 Home Arena Ross E. Templeton Center (2,500)
 Head Coach Gregg Nibert
 Alma Mater..... Marietta College, 1975
 HC Career Record 390-357 (24 yrs.)
 HC Record At School Same
 Assistant Coach Pierre Miller
 Assistant Coach John Reynolds
 Assistant Coach Steve Roberts
 2013-14 Record 6-26
 Conference Record (Finish)..... 2-14 (12th)
 Players Returning/Lost..... N/A
 Starters Returning/Lost..... N/A
 MBB SID Simon Whitaker
 SID Phone..... (864) 833-8252
 SID Email..... swhitaker@presby.edu
 All-Time Series..... UT Martin leads 1-0
 Last Meeting..... Dec. 16, 2013
 Game Result..... UTM 73, @PC 70
 Streak..... UTM W1
 First Meeting..... Dec. 16, 2013
 UTM vs. PC in Clinton..... 1-0
 UTM vs. PC in Martin..... 0-0

BUTLER



Location..... Indianapolis, Ind.
 Nickname..... Bulldogs
 Conference..... Big East
 Home Arena Hinkle Fieldhouse (10,000)
 Head Coach Brandon Miller
 Alma Mater..... Butler, 2003
 HC Career Record 14-17 (1 yr.)
 HC Record At School Same
 Assistant Coach Chris Holtmann
 Assistant Coach Terry Johnson
 Assistant Coach Michael Lewis
 2013-14 Record 14-17
 Conference Record (Finish)..... 4-14 (9th)
 Players Returning/Lost..... 7/6
 Starters Returning/Lost..... 4/1
 MBB SID Jim McGrath
 SID Phone..... (317) 940-9414
 SID Email..... jmcgrath@butler.edu
 All-Time Series..... Series is tied 1-1
 Last Meeting..... Dec. 18, 2000
 Game Result..... @BU 77, UTM 48
 Streak..... BU W1
 First Meeting..... Jan. 3, 2000
 UTM vs. BU in Indianapolis..... 0-1
 UTM vs. BU in Martin..... 1-0

MARYLAND-EASTERN SHORE



Location..... Princess Anne, Md.
 Nickname..... Hawks
 Conference..... Mid-Eastern Athletic
 Home Arena William P. Hytche Athletic Center (5,500)
 Head Coach Bobby Collins
 Alma Mater..... Eastern Kentucky, 1991
 HC Career Record 180-167 (12 yrs.)
 HC Record At School 0-0 (1st yr.)
 Assistant Coach Adrian Custis
 Assistant Coach Clifford Reed
 Assistant Coach Trevor Deloach
 2013-14 Record 6-24
 Conference Record (Finish)..... 4-12 (13th)
 Players Returning/Lost..... 5/8
 Starters Returning/Lost..... 0/5
 MBB SID Doug Newton
 SID Phone..... (410) 621-3352
 SID Email..... donewton@umes.edu
 All-Time Series..... First Meeting
 Last Meeting..... N/A
 Game Result..... N/A
 Streak..... N/A
 First Meeting..... N/A
 UTM vs. UMES in Princess Anne..... N/A
 UTM vs. UMES in Martin N/A

OPPONENTS

CROWLEY'S RIDGE



Location.....Paragould, Ark.
 Nickname.....Pioneers
 Conference.....Central Region (NCCAA)
 Home Arena.....Carter Activity Center (500)
 Head Coach.....Chris Perkins
 Alma Mater.....Freed-Hardeman, 1994
 HC Career Record.....142-200 (11 yrs.)
 HC Record At School.....86-131 (7 yrs.)
 Assistant Coach.....Tyler Parker
 2013-14 Record.....12-15
 Conference Record (Finish).....N/A
 Players Returning/Lost.....9/4
 Starters Returning/Lost.....3/2
 MBB SID.....Chris Perkins
 SID Phone.....(870) 236-6901
 SID Email.....cperkins@crc.edu
 All-Time Series.....First Meeting
 Last Meeting.....N/A
 Game Result.....N/A
 Streak.....N/A
 First Meeting.....N/A
 UTM vs. CRC in Paragould.....N/A
 UTM vs. CRC in Martin.....N/A

EASTERN KENTUCKY



Location.....Richmond, Ky.
 Nickname.....Colonels
 Conference.....Ohio Valley
 Home Arena.....McBrayer Arena (6,500)
 Head Coach.....Jeff Neubauer
 Alma Mater.....La Salle, 1993
 HC Career Record.....167-122 (9 yrs.)
 HC Record At School.....Same
 Assistant Coach.....Rodney Crawford
 Assistant Coach.....Austin Newton
 Assistant Coach.....Luke Strege
 2013-14 Record.....24-10
 Conference Record (Finish).....11-5 (2nd East)
 Players Returning/Lost.....8/7
 Starters Returning/Lost.....2/3
 MBB SID.....Kevin Britton
 SID Phone.....(859) 622-2006
 SID Email.....kevin.britton@eku.edu
 All-Time Series.....Eastern Kentucky leads 26-16
 Last Meeting.....Jan. 30, 2014
 Game Result.....@EKU 89, UTM 66
 Streak.....EKU W1
 First Meeting.....Feb. 1, 1992
 UTM vs. ECU in Richmond.....4-18
 UTM vs. ECU in Martin.....12-8

MOREHEAD STATE



Location.....Morehead, Ky.
 Nickname.....Eagles
 Conference.....Ohio Valley
 Home Arena.....Ellis T. Johnson Arena (6,500)
 Head Coach.....Sean Woods
 Alma Mater.....Kentucky, 1992
 HC Career Record.....85-112 (6 yrs.)
 HC Record At School.....35-32 (2 yrs.)
 Assistant Coach.....Dylan Howard
 Assistant Coach.....Brian Ellis
 Assistant Coach.....Preston Spradlin
 2013-14 Record.....20-14
 Conference Record (Finish).....10-6 (3rd East)
 Players Returning/Lost.....9/5
 Starters Returning/Lost.....4/1
 MBB SID.....Matt Segal
 SID Phone.....(606) 783-2557
 SID Email.....m.segal@moreheadstate.edu
 All-Time Series.....Morehead State leads 32-13
 Last Meeting.....Jan. 18, 2014
 Game Result.....@MSU 82, UTM 75
 Streak.....MSU W9
 First Meeting.....Dec. 16, 1991
 UTM vs. MSU in Morehead.....4-18
 UTM vs. MSU in Martin.....9-11

TENNESSEE TECH



Location.....Cookeville, Tenn.
 Nickname.....Golden Eagles
 Conference.....Ohio Valley
 Home Arena.....Eblen Center (9,250)
 Head Coach.....Steve Payne
 Alma Mater.....Union College, 1990
 HC Career Record.....48-47 (3 yrs.)
 HC Record At School.....Same
 Assistant Coach.....Rick Cabrera
 Assistant Coach.....Frank Davis
 Assistant Coach.....Ron Jirsa
 2013-14 Record.....17-16
 Conference Record (Finish).....9-7 (4th East)
 Players Returning/Lost.....7/7
 Starters Returning/Lost.....3/2
 MBB SID.....Mike Lehman
 SID Phone.....(931) 372-6139
 SID Email.....mlehman@tnitech.edu
 All-Time Series.....Tennessee Tech leads 36-10
 Last Meeting.....Feb. 20, 2014
 Game Result.....TTU 91, @UTM 83
 Streak.....TTU W8
 First Meeting.....Dec. 14, 1968
 UTM vs. TTU in Cookeville.....4-20
 UTM vs. TTU in Martin.....6-15

JACKSONVILLE STATE



Location.....Jacksonville, Ala.
 Nickname.....Gamecocks
 Conference.....Ohio Valley
 Home Arena.....Pete Mathews Coliseum (5,500)
 Head Coach.....James Green
 Alma Mater.....Ole Miss, 1983
 HC Career Record.....236-261 (17 yrs.)
 HC Record At School.....69-111 (6 yrs.)
 Assistant Coach.....Reggie Sharp
 Assistant Coach.....Eugene Harris
 Assistant Coach.....Ronnie Dean
 2013-14 Record.....10-21
 Conference Record (Finish).....4-12 (5th East)
 Players Returning/Lost.....6/8
 Starters Returning/Lost.....4/1
 MBB SID.....Josh Underwood
 SID Phone.....(256) 782-5915
 SID Email.....underwood@jsu.edu
 All-Time Series.....Jacksonville State leads 38-21
 Last Meeting.....Dec. 30, 2013
 Game Result.....@JSU 70, UTM 65
 Streak.....JSU W4
 First Meeting.....Jan. 15, 1972
 UTM vs. JSU in Jacksonville.....7-22
 UTM vs. JSU in Martin.....14-15

BELMONT



Location.....Nashville, Tenn.
 Nickname.....Bruins
 Conference.....Ohio Valley
 Home Arena.....Curb Event Center (5,000)
 Head Coach.....Rick Byrd
 Alma Mater.....Tennessee, 1976
 HC Career Record.....689-356 (33 yrs.)
 HC Record At School.....597-301 (28 yrs.)
 Assistant Coach.....Brian Ayers
 Assistant Coach.....James Strong
 Assistant Coach.....Mark Price
 2013-14 Record.....26-10
 Conference Record (Finish).....14-2 (1st East)
 Players Returning/Lost.....8/4
 Starters Returning/Lost.....2/3
 MBB SID.....Greg Sage
 SID Phone.....(615) 460-6698
 SID Email.....greg.sage@belmont.edu
 All-Time Series.....UT Martin leads 20-13
 Last Meeting.....Jan. 11, 2014
 Game Result.....BU 87, @UTM 72
 Streak.....BU W2
 First Meeting.....Jan. 14, 1954
 UTM vs. BU in Nashville.....5-9
 UTM vs. BU in Martin.....12-3

OPPONENTS

SOUTHEAST MISSOURI



Location..... Cape Girardeau, Mo.
 Nickname..... Redhawks
 Conference..... Ohio Valley
 Home Arena Show Me Center (7,000)
 Head Coach Dickey Nutt
 Alma Mater..... Oklahoma State, 1982
 HC Career Record 256-278 (17 yrs.)
 HC Record At School 67-91 (5 yrs.)
 Assistant Coach Jamie Rosser
 Assistant Coach Stetson Hairston
 Assistant Coach Justin Argenal
 2013-14 Record 18-14
 Conference Record (Finish)..... 8-8 (2nd West)
 Players Returning/Lost..... 9/4
 Starters Returning/Lost..... 3/2
 MBB SID Jeff Honza
 SID Phone..... (573) 651-2933
 SID Email..... jhonza@semo.edu
 All-Time Series... Southeast Missouri leads 45-27
 Last Meeting..... Feb. 22, 2014
 Game Result..... SEMO 77, @UTM 74
 Streak..... SEMO W1
 First Meeting..... Dec. 14, 1962
 UTM vs. SEMO in Cape Girardeau..... 6-30
 UTM vs. APSU in Martin 21-13

EASTERN ILLINOIS



Location..... Charleston, Ill.
 Nickname..... Panthers
 Conference..... Ohio Valley
 Home Arena Lantz Arena (5,300)
 Head Coach Jay Spoonhour
 Alma Mater..... Pittsburg State, 1994
 HC Career Record 128-73 (7 yrs.)
 HC Record At School 22-40 (2 yrs.)
 Assistant Coach Rand Chappell
 Assistant Coach JR Reynolds
 Assistant Coach Marc Stricker
 2013-14 Record 11-19
 Conference Record (Finish)..... 7-9 (3rd West)
 Players Returning/Lost..... 9/5
 Starters Returning/Lost..... 4/1
 MBB SID Rich Moser
 SID Phone..... (217) 581-7480
 SID Email..... rlmoser@eiu.edu
 All-Time Series..... Eastern Illinois leads 20-18
 Last Meeting..... Feb. 6, 2014
 Game Result..... @EIU 91, UTM 79
 Streak..... EIU W1
 First Meeting..... Dec. 3, 1994
 UTM vs. EIU in Charleston..... 6-13
 UTM vs. EIU in Martin 12-7

MURRAY STATE



Location..... Murray, Ky.
 Nickname..... Racers
 Conference..... Ohio Valley
 Home Arena CFSB Center (8,600)
 Head Coach Steve Prohm
 Alma Mater..... Alabama, 1997
 HC Career Record 75-23 (3 yrs.)
 HC Record At School..... Same
 Assistant Coach William Small
 Assistant Coach Matt McMahon
 Assistant Coach James Kane
 2013-14 Record 23-11
 Conference Record (Finish)..... 13-3 (1st West)
 Players Returning/Lost..... 7/3
 Starters Returning/Lost..... 4/1
 MBB SID Dave Winder
 SID Phone..... (270) 809-4271
 SID Email..... dwinder@murraystate.edu
 All-Time Series..... Murray State leads 44-4
 Last Meeting..... Feb. 27, 2014
 Game Result..... MSU 86, @UTM 72
 Streak..... MSU W2
 First Meeting..... 1956-57
 UTM vs. MSU in Murray..... 1-23
 UTM vs. MSU in Martin..... 3-20

AUSTIN PEAY



Location..... Clarksville, Tenn.
 Nickname..... Governors
 Conference..... Ohio Valley
 Home Arena Winfield Dunn Center (7,875)
 Head Coach Dave Loos
 Alma Mater..... Memphis, 1970
 HC Career Record 465-363 (28 yrs.)
 HC Record At School 383-351 (24 yrs.)
 Assistant Coach Corey Gipson
 Assistant Coach Bubba Wells
 Assistant Coach Kevin Hogan
 2013-14 Record 12-18
 Conference Record (Finish)..... 6-10 (5th West)
 Players Returning/Lost..... 6/6
 Starters Returning/Lost..... 3/2
 MBB SID Brad Kirtley
 SID Phone..... (931) 221-6561
 SID Email..... kirtleyb@apsu.edu
 All-Time Series..... Austin Peay leads 57-18
 Last Meeting..... March 1, 2014
 Game Result..... APSU 88, @UTM 85
 Streak..... APSU W3
 First Meeting..... 1959-60
 UTM vs. APSU in Clarksville..... 5-32
 UTM vs. APSU in Martin 12-21

SIU EDWARDSVILLE



Location..... Edwardsville, Ill.
 Nickname..... Cougars
 Conference..... Ohio Valley
 Home Arena Vadalabene Center (4,000)
 Head Coach Lennox Forrester
 Alma Mater..... Evansville, 1992
 HC Career Record 70-130 (7 yrs.)
 HC Record At School Same
 Assistant Coach Matt Laur
 Assistant Coach Deryl Cunningham
 Assistant Coach Ben Wierzba
 2013-14 Record 11-20
 Conference Record (Finish)..... 7-9 (3rd West)
 Players Returning/Lost..... 7/3
 Starters Returning/Lost..... 4/1
 MBB SID Joe Pott
 SID Phone..... (618) 650-2860
 SID Email..... jpott@siue.edu
 All-Time Series..... SIU Edwardsville leads 6-5
 Last Meeting..... Feb. 8, 2014
 Game Result..... @SIUE 84, UTM 78
 Streak..... SIUE W2
 First Meeting..... Dec. 18, 1970
 UTM vs. SIUE in Edwardsville 2-3
 UTM vs. SIUE in Martin..... 3-3

TENNESSEE STATE



Location..... Nashville, Tenn.
 Nickname..... Tigers
 Conference..... Ohio Valley
 Home Arena Gentry Center (10,500)
 Head Coach Dana Ford
 Alma Mater..... Illinois State, 2006
 HC Career Record 0-0 (1st yr.)
 HC Record At School..... Same
 Assistant Coach Randy Peele
 Assistant Coach Rodney Hamilton
 Assistant Coach Pierre Jordan
 2013-14 Record 5-25
 Conference Record (Finish)..... 4-12 (5th East)
 Players Returning/Lost..... 1/11
 Starters Returning/Lost..... 1/4
 MBB SID Jeff Carr
 SID Phone..... (615) 963-5674
 SID Email..... jcarr5@tnstate.edu
 All-Time Series..... Tennessee State leads 32-23
 Last Meeting..... Jan. 13, 2014
 Game Result..... @UTM 100, TSU 81
 Streak..... UTM W1
 First Meeting..... Dec. 5, 1966
 UTM vs. TSU in Nashville 9-19
 UTM vs. TSU in Martin..... 13-13

OVC TOURNAMENT/SCHEDULE

OVC TOURNAMENT

March 4-7

Nashville, Tenn.

UTM All-time: 3-9

Appearances: 9

Last Appearance: 2013

OVC Location Brentwood, Tenn.
Founded 1948
Home Arena Municipal Auditorium (9,654)
Commissioner Beth DeBauche
MBB SID Kyle Schwartz
SID Phone (615) 690-6685
SID Email kschwartz@ovc.org
Web Site www.OVCsports.com



Friday, November 14

Belmont at Wright State, 6 p.m.
Savannah State at Eastern Kentucky, 6 p.m.
Jacksonville State at Marshall, 6 p.m.
Piedmont International at Tennessee Tech, 6 p.m.
Houston at Murray State, 7 p.m.
Harris-Stowe at SIU Edwardsville, 7 p.m.
Reinhardt at Tennessee State, 7 p.m.
Eastern Illinois at Missouri State, 7:05 p.m.
1-Southeast Missouri at Loyola Marymount, 8 p.m.
UT Martin at Marquette, 8:30 p.m.
Morehead State at UNLV, 9 p.m.

Saturday, November 15

Austin Peay at Western Kentucky, 4 p.m.
1-Southeast Missouri vs. San Diego, 4:30 p.m.

Sunday, November 16

Berea College at Austin Peay, 3 p.m.

Monday, November 17

Jacksonville State at Louisville, 6 p.m.
Cincinnati Christian at Morehead State, 6 p.m.
Belmont at Lipscomb, 6:30 p.m.
IPFW at SIU Edwardsville, 7 p.m.
Eureka College at Eastern Illinois, 7 p.m.
UT Martin at Arkansas State, 7:05 p.m.
Tennessee Tech at USC, 10 p.m.

Tuesday, November 18

Kentucky Christian at Eastern Kentucky, 6 p.m.
Southern Illinois at Tennessee State, 7 p.m.
Murray State at Middle Tennessee, 7 p.m.
Hannibal-LaGrange at Southeast Missouri, 7 p.m.

Wednesday, November 19

2-Morehead State at Cincinnati, 6 p.m.
Jacksonville State at Cleveland State, 6 p.m.
Austin Peay at Samford, 7 p.m.
Trevecca Nazarene at Belmont, 7 p.m.

Thursday, November 20

Champion Baptist at UT Martin, 6:30 p.m.
Brescia at Murray State, 7 p.m.
UC Davis at Eastern Illinois, 7 p.m.
Fisk at Tennessee State, 7 p.m.

Friday, November 21

3-Morehead State at Louisiana Tech, 6:30 p.m.
4-Austin Peay at Illinois, 7 p.m.

Saturday, November 22

Miles College at Jacksonville State, 4:30 p.m.
Cincinnati Clermont at Eastern Kentucky, 6 p.m.
Chattanooga at Tennessee Tech, 6 p.m.
3-Morehead State vs. Presbyterian, 8:30 p.m.
SIU Edwardsville at Portland, 9 p.m.
Belmont at Western Kentucky, TBA
Southeast Missouri at Central Arkansas, TBA

Sunday, November 23

3-Morehead State vs. American, 12:30 p.m.
5-Eastern Illinois at Cincinnati, 4 p.m.
6-Tennessee State at Vanderbilt, 6 p.m.

Monday, November 24

4-Austin Peay at Indiana State, 5:30 p.m.
Murray State at Xavier, 6 p.m.
Lipscomb at Belmont, 7 p.m.
7-Southeastern Louisiana at Tennessee Tech, 6 p.m.

SIU Edwardsville at Portland State, 9:05 p.m.

Tuesday, November 25

6-Tennessee State at Virginia, 6 p.m.
UT Martin at Bethune-Cookman, 6 p.m.
Southeast Missouri at Bowling Green, 6 p.m.
5-Eastern Illinois at Creighton, 7 p.m.
Jacksonville State at Alabama A&M, 7 p.m.

Wednesday, November 26

Denver at Belmont, 1 p.m.
Morehead State at Marshall, 6 p.m.
7-Tennessee Tech at Southeastern Louisiana, 7 p.m.
Eastern Kentucky at Southern Utah, 8 p.m.

Thursday, November 27

8-Austin Peay vs. Brown, 1 p.m.

Friday, November 28

9-Eastern Illinois vs. North Carolina Central, 11 a.m.
Savannah State at Jacksonville State, 6 p.m.
10-Tennessee State at St. Peters, 6:30 p.m.
11-Murray State vs. Portland, 7:30 p.m.
8-Austin Peay vs. S.F. Austin/Prairie View, 1:30/4 p.m.
UT Martin at Nebraska, TBA

Saturday, November 29

9-Eastern Illinois vs. No. Arizona/Southern, 11 a.m./1:30 p.m.
Kentucky Christian at Morehead State, 1 p.m.
Alabama A&M at Southeast Missouri, 6 p.m.
Belmont at Ohio, 6 p.m.
11-Murray State vs. Valparaiso, 7:30 p.m.
Eastern Kentucky at BYU, 8 p.m.
10-Tennessee State vs. Norfolk St./St. Francis, TBA

OVC SCHEDULE

Sunday, November 30

7-Tennessee Tech at Tulane, 1 p.m.
Fort Valley State at Jacksonville State, 2 p.m.
11-Murray State vs. Drake, 3:30 p.m.

Monday, December 1

East Tennessee State at Morehead State, 6 p.m.

Tuesday, December 2

Hampton at Tennessee State, 7 p.m.
Southeast Missouri at Missouri, 7 p.m.
Middle Tennessee at Belmont, 7 p.m.

Wednesday, December 3

Valparaiso at Eastern Kentucky, 6 p.m.
UT Martin at Northern Kentucky, 6 p.m.
Lipscomb at Tennessee Tech, 6 p.m.
Ball State at Eastern Illinois, 7 p.m.
Winthrop at Jacksonville State, 7 p.m.
Bethel (Tenn.) at Murray State, 7 p.m.
Southern Illinois at SIU Edwardsville, 7 p.m.

Thursday, December 4

Morehead State at UAB, 7 p.m.

Saturday, December 6

SIU Edwardsville at Central Michigan, 12 p.m.
Oakland at Morehead State, 1 p.m.
Jacksonville State at Alabama State, 3 p.m.
Tennessee State at Lipscomb, 4 p.m.
UT Martin at Longwood, 4 p.m.
Southeastern Louisiana at Southeast Missouri, 6 p.m.
Western Kentucky at Murray State, 7 p.m.
Austin Peay at Southern Illinois, 7:35 p.m.

Sunday, December 7

Hiwassee College at Tennessee Tech, 2 p.m.
Eastern Kentucky at Kentucky, 5 p.m.

Tuesday, December 9

Evansville at Belmont, 7 p.m.
Eastern Illinois at UC Davis, 9 p.m.

Wednesday, December 10

Southern Illinois at Southeast Missouri, 7 p.m.

Thursday, December 11

Wright State at Belmont, 6 p.m.

Saturday, December 13

Morehead State at Ohio State, 12 p.m.
Eastern Kentucky at IUPUI, 12 p.m.
Murray State at Evansville, 1:05 p.m.
Lipscomb at Austin Peay, 4 p.m.

SIU Edwardsville at Saint Louis, 6 p.m.
Missouri State at Southeast Missouri, 6 p.m.
Northern Illinois at Eastern Illinois, 7 p.m.
Tennessee Tech at Alabama, 8 p.m.

Sunday, December 14

Dartmouth at Jacksonville State, 2 p.m.

Monday, December 15

Tennessee Tech at North Florida, 6 p.m.
Troy at Austin Peay, 7 p.m.
UT Martin at Illinois-Chicago, 7 p.m.

Tuesday, December 16

Belmont at VCU, 6 p.m.
East Tennessee at Eastern Kentucky, 6 p.m.
UNC Asheville at Jacksonville State, 7 p.m.
Tennessee State at Southern Illinois, 7 p.m.

Wednesday, December 17

SIU Edwardsville at Campbell, 6 p.m.
Morehead State at Green Bay, 7 p.m.
Alcorn State at Murray State, 7 p.m.
UT Martin at Illinois State, 7 p.m.

Thursday, December 18

Oakland City at Austin Peay, 7 p.m.

Friday, December 19

Eastern Kentucky at Miami (Fla.), 6 p.m.
Tennessee State at Hampton, 6 p.m.
Tennessee Tech at Tennessee, 6 p.m.
Northern Kentucky at Morehead State, 6 p.m.

Saturday, December 20

Belmont at Fairfield, 12:30 p.m.
Eastern Illinois at Indiana State, 2:05 p.m.
Presbyterian at UT Martin, 3 p.m.
Illinois State at Murray State, 3 p.m.
Milwaukee at SIU Edwardsville, 7 p.m.
Southeast Missouri vs. Arkansas, 7:30 p.m.
Jacksonville State at Northern Colorado, 8 p.m.

Sunday, December 21

Austin Peay at Lipscomb, 2 p.m.
Tennessee State at Middle Tennessee, TBA

Monday, December 22

UT Martin at Butler, 6 p.m.
Eastern Kentucky at Florida Atlantic, 6 p.m.
Chicago State at SIU Edwardsville, 7 p.m.
Southeast Missouri vs. Ole Miss, 7 p.m.
Murray State at Southern Illinois, 7:05 p.m.
Tennessee Tech at UMKC, 7:05 p.m.

Jacksonville State at Air Force, 8 p.m.

Tuesday, December 23

Eastern Illinois at Cleveland State, 1 p.m.

Saturday, December 27

Jacksonville State at Jacksonville, 1 p.m.
Tennessee State at Tennessee, 7:30 p.m.

Sunday, December 28

Robert Morris-Springfield at SIU Edwardsville, 2 p.m.
Harris-Stowe at Southeast Missouri, 2 p.m.
Belmont at Butler, 5 p.m.

Monday, December 29

North Florida at Tennessee Tech, 6 p.m.
Morehead State at Central Arkansas, 7 p.m.
Tennessee State at TCU, 7 p.m.

Tuesday, December 30

Eastern Kentucky at Coppin State, 12 p.m.
Maryland-Eastern Shore at UT Martin, 6:30 p.m.
Alabama A&M at Murray State, 7 p.m.

Wednesday, December 31

North Florida at Austin Peay, 2 p.m.
Kennesaw State at Tennessee State, 7 p.m.

Thursday, January 1

*Jacksonville State at SIU Edwardsville, 1 p.m.
*Southeast Missouri at Belmont, 1 p.m.
*Tennessee Tech at Eastern Illinois, 3:15 p.m.
Crowley's Ridge at UT Martin, 6:30 p.m.

Saturday, January 3

Austin Peay at Ole Miss, 1 p.m.
*Jacksonville State at Eastern Illinois, 3:15 p.m.
South Carolina State at Eastern Kentucky, 6 p.m.
*Tennessee Tech at SIU Edwardsville, 6:30 p.m.
*Murray State at Morehead State, 6:30 p.m.
*Southeast Missouri at Tennessee State, 7:30 p.m.

Wednesday, January 7

*Eastern Illinois at Tennessee State, 7:30 p.m.
*SIU Edwardsville at Belmont, 8 p.m.

Thursday, January 8

*Morehead State at Southeast Missouri, 7:30 p.m.
*Eastern Kentucky at UT Martin, 7:30 p.m.
*Murray State at Tennessee Tech, 7:30 p.m.
*Austin Peay at Jacksonville State, 8 p.m.

Saturday, January 10

*Belmont at Eastern Illinois, 3:15 p.m.

OVC SCHEDULE

*Morehead State at UT Martin, 6 p.m.
 *Eastern Kentucky at Southeast Missouri, 6 p.m.
 *Tennessee State at SIU Edwardsville, 7 p.m.
 *Austin Peay at Tennessee Tech, 7:30 p.m.

Sunday, January 11

*Murray State at Jacksonville State, 5 p.m.

Wednesday, January 14

*Southeast Missouri at Jacksonville State, 8 p.m.

Thursday, January 15

*Eastern Illinois at Eastern Kentucky, 6:30 p.m.
 *SIU Edwardsville at Morehead State, 6:30 p.m.
 *Tennessee State at Austin Peay, 7:30 p.m.
 *UT Martin at Tennessee Tech, 7:30 p.m.
 *Belmont at Murray State, 8 p.m.

Saturday, January 17

*Eastern Illinois at Morehead State, 1 p.m.
 *SIU Edwardsville at Eastern Kentucky, 6 p.m.
 *Jacksonville State at UT Martin, 6 p.m.
 *Tennessee Tech at Southeast Missouri, 6 p.m.
 *Belmont at Austin Peay, 7:30 p.m.
 *Tennessee State at Murray State, 7 p.m.

Thursday, January 22

*Morehead State at Tennessee Tech, 6 p.m.
 *Austin Peay at SIU Edwardsville, 7 p.m.
 *Eastern Kentucky at Jacksonville State, 7 p.m.
 *UT Martin at Belmont, 7 p.m.
 *Murray State at Eastern Illinois, 8 p.m.

Saturday, January 24

*Austin Peay at Eastern Illinois, 3:15 p.m.
 *Morehead State at Jacksonville State, 4:30 p.m.
 *Southeast Missouri at UT Martin, 6 p.m.
 *Murray State at SIU Edwardsville, 7 p.m.
 *Belmont at Tennessee State, 7:30 p.m.
 *Eastern Kentucky at Tennessee Tech, 7:30 p.m.

Wednesday, January 28

*Morehead State at Austin Peay, 7 p.m.

Thursday, January 29

*Eastern Illinois at UT Martin, 6:30 p.m.
 *Jacksonville State at Belmont, 7 p.m.
 *Tennessee Tech at Tennessee State, 7 p.m.
 *SIU Edwardsville at Southeast Missouri, 7 p.m.
 *Eastern Kentucky at Murray State, 8 p.m.

Saturday, January 31

*Tennessee Tech at Belmont, 2 p.m.

*Eastern Kentucky at Morehead State, 3:15 p.m.
 *SIU Edwardsville at Eastern Illinois, 3:15 p.m.
 *Southeast Missouri at Austin Peay, 7 p.m.
 *UT Martin at Murray State, 7 p.m.
 *Jacksonville State at Tennessee State, 7:30 p.m.

Tuesday, February 3

Baker University at Eastern Illinois, 7 p.m.

Wednesday, February 4

Jacksonville State at Memphis, 7 p.m.

Thursday, February 5

*Tennessee State at Morehead State, 6 p.m.
 *Southeast Missouri at Murray State, 7 p.m.
 *UT Martin at Austin Peay, 7:30 p.m.
 *Belmont at Eastern Kentucky, 8 p.m.

Saturday, February 7

*SIU Edwardsville at UT Martin, 6 p.m.
 *Tennessee State at Eastern Kentucky, 6 p.m.
 *Eastern Illinois at Southeast Missouri, 6 p.m.
 *Belmont at Morehead State, 6:30 p.m.
 *Murray State at Austin Peay, 7 p.m.
 *Jacksonville State at Tennessee Tech, 7:30 p.m.

Wednesday, February 11

*Morehead State at Eastern Kentucky, 8 p.m.
 *Belmont at Jacksonville State, 8 p.m.

Thursday, February 12

*Eastern Illinois at Austin Peay, 5:15 p.m.
 *SIU Edwardsville at Murray State, 7 p.m.
 *Tennessee State at Tennessee Tech, 7:30 p.m.
 *UT Martin at Southeast Missouri, 8 p.m.

Saturday, February 14

*Austin Peay at UT Martin, 6 p.m.
 *Morehead State at Belmont, 6 p.m.
 *Murray State at Southeast Missouri, 6 p.m.
 *Eastern Illinois at SIU Edwardsville, 7 p.m.
 *Tennessee Tech at Jacksonville State, 7:30 p.m.
 *Eastern Kentucky at Tennessee State, 7:30 p.m.

Monday, February 16

Tennessee Tech at East Tennessee, 6 p.m.

Tuesday, February 17

*Austin Peay at Eastern Kentucky, 6 p.m.

Thursday, February 19

*Eastern Kentucky at Belmont, 7 p.m.
 *Southeast Missouri at SIU Edwardsville, 7 p.m.

*UT Martin at Eastern Illinois, 7 p.m.
 *Morehead State at Tennessee State, 7 p.m.

Saturday, February 21

*Austin Peay at Murray State, 1 p.m.
 *Southeast Missouri at Eastern Illinois, 3:15 p.m.
 *Tennessee State at Jacksonville State, 4:30 p.m.
 *UT Martin at SIU Edwardsville, 7 p.m.
 *Belmont at Tennessee Tech, 7:30 p.m.

Thursday, February 26

*Jacksonville State at Eastern Kentucky, 6 p.m.
 *Eastern Illinois at Murray State, 7 p.m.
 *SIU Edwardsville at Austin Peay, 7 p.m.
 *UT Martin at Tennessee State, 7 p.m.
 *Tennessee Tech at Morehead State, 8 p.m.

Saturday, February 28

*Jacksonville State at Morehead State, 1:30 p.m.
 *Tennessee State at Belmont, 5 p.m.
 *Murray State at UT Martin, 6 p.m.
 *Austin Peay at Southeast Missouri, 6 p.m.
 *Tennessee Tech at Eastern Kentucky, 6 p.m.

Wednesday, March 4

12-OVC Tournament First Round, 6/8 p.m.

Thursday, March 5

12-OVC Tournament Quarterfinals, 6/8 p.m.

Friday, March 6

12-OVC Tournament Semifinals, 6:30/8:30 p.m.

Saturday, March 7

12-OVC Tournament Championship, 6 p.m.

** - Denotes OVC contest*

All Times Central

Dates and times subject to change

Tournament Key

- 1 - LMU Classic (Los Angeles, Calif.)
- 2 - Coaches vs. Cancer Classic (campus sites)
- 3 - Coaches vs. Cancer Classic (Ruston, La.)
- 4 - Continental Tire Las Vegas Invitational (campus sites)
- 5 - Emerald Coast Classic (campus sites)
- 6 - Barclays Classic (campus sites)
- 7 - Tulane Tournament (campus sites)
- 8 - Continental Tire Las Vegas Invitational (Las Vegas, Nev.)
- 9 - Emerald Coast Classic (Niceville, Fla.)
- 10 - Barclays Classic (Jersey City, N.J.)
- 11 - The Challenge in Music City (Nashville, Tenn.)
- 12 - OVC Tournament (Nashville, Tenn.)

2013-2014 SEASON REVIEW



SEASON RECAP

The 2013-14 University of Tennessee at Martin men's basketball team featured three of the program's 18 all-time 1,000 point scorers but the Skyhawks struggled in conference play and missed out on the Ohio Valley Conference tournament.

The Skyhawks opened the season with a 78-60 loss at Wyoming, who was just coming off a College Basketball Invitational postseason appearance. Despite the loss, UT Martin found a future star in Dee Oldham - who at one point scored 11 consecutive points for the Skyhawks as part of a career-best 15 point performance.

UT Martin then traveled to Pac-12 Conference member Colorado, falling 91-65 despite draining 12 three-pointers, the first time the Skyhawks had canned a dozen trifectas since Dec. 22, 2009 at Florida State.

The home opener came in the form of a 79-64 win over defending NAIA national champion Rochester College. That game also saw the season debut of Preseason All-OVC pick Myles

Taylor, who scored 20 points in 20 minutes off the bench after rehabbing an ACL injury he suffered in the 2012-13 season finale.

The Skyhawks then fell at Florida State before falling in three straight home games to Kansas City, Jackson State and Lipscomb. In the Jackson State game, UT Martin tied a school record with 11 blocks - in large part to a near triple-double by Taylor (17 points, nine rebounds, seven blocks in 28 minutes). Against Lipscomb, Mike Liabo made his season debut and went off for 27 points with a career-best seven 3-pointers in only 22 minutes of play.

Finally playing for the first time with a fully healthy roster, the Skyhawks came away with a 95-82 win over Bethel.

Following a loss at UNLV, UT Martin appeared to find its groove - reeling off a season-long three-game winning streak. The stretch began with a dominant 89-73 road win at Samford where the Skyhawks led for the whole game and placed six players in double-figures in the scoring column. A 79-66 home win over Northern Kentucky followed, seeing Taylor join the 1,000 point club in the contest. Nine days later, UT Martin came out on top of a thrilling 73-70 road win at Presbyterian, courtesy of a go-ahead three-pointer by Terence Smith with 21 seconds remaining. The Skyhawks had three players with at least 18 points in that game for the first time in head coach Jason James' tenure.

UT Martin then dropped its next six contests, including the first four in conference play. Taylor tallied a career-best 34 points to go along with 11 rebounds against Southeastern Louisiana on Dec. 21.

The Skyhawks posted their first OVC win

of the season in resounding fashion, setting a new season-high in scoring with a 100-81 win over Tennessee State just hours after new athletics director Julio Freire was introduced. For the second time in the season, UT Martin placed six players in double-digits scoring.

After a narrow single-digit loss at Morehead State, the Skyhawks returned home to post a 84-77 win over Eastern Illinois. In that game, the Skyhawks trailed by nine points with 17:49 left before five new subs entered the game and gave UT Martin a spark, scoring 32 of the team's 50 points in the second half en route to the win.

However, a four-game losing streak followed - the last three of which came on the road. On Feb. 6 at Eastern Illinois, the Skyhawks connected on 69.6 percent of their field goal attempts to take a 10-point halftime lead. However, UT Martin had only one field goal through the first 13 minutes of the second half before falling by seven points.

The Skyhawks then pieced together one of their most complete games of the season in a 79-70 road win at Southeast Missouri. UT Martin stood out defensively, limiting the OVC's highest scoring team to 12.6 points below their season average.

UT Martin then was in charge of its own fate with a season-long four-game homestand to close out the season. While the Skyhawks were competitive - three of the games were decided by single-digits, UT Martin fell in all four contests to end its season. Smith would reach the 1,000 career point plateau against Southeast Missouri on Feb. 22 but Antonius Cleveland banked in a running halfcourt shot with 0.2 seconds remaining to hand the Skyhawks a crushing 77-74 loss.

On Senior Night against Austin Peay, emotions ran high and UT Martin jumped out to an 11-0 lead before Austin Peay eventually won by an 88-85 margin.

The Skyhawks closed out the Jason James Era with an 8-23 overall record with a 3-13 OVC mark.



Dee Oldham ended the season as UT Martin's most consistent scoring threat, as he scored double-figures in 11 of the last 13 games (pouring in over 15 points eight times in that span).

FINAL STATISTICS

RECORD:	OVERALL	HOME	AWAY	NEUTRAL
ALL GAMES	8-23	5-10	3-13	0-0
CONFERENCE	3-13	2-6	1-7	0-0
NON-CONFERENCE	5-10	3-4	2-6	0-0

#	Player	gp-gs	min	avg	Total		3-Point		F-Throw		Rebounds				pf	dq	a	to	blk	stl	pts	avg
					fg-fga	fg%	3fg-fga	3fg%	ft-fga	ft%	off	def	tot	avg								
03	SMITH, Terence	31-28	960	31.0	134-312	.429	60-137	.438	125-152	.822	35	77	112	3.6	80	1	86	45	4	31	453	14.6
33	TAYLOR, Myles	28-21	705	25.2	144-283	.509	8-25	.320	113-153	.739	66	111	177	6.3	93	3	16	42	27	27	409	14.6
12	LIABO, Mike	24-6	555	23.1	104-271	.384	52-148	.351	34-42	.810	7	49	56	2.3	26	0	50	43	3	10	294	12.3
25	NEWELL, Marshun	31-24	834	26.9	108-292	.370	26-94	.277	82-121	.678	33	70	103	3.3	79	3	107	78	6	42	324	10.5
01	OLDHAM, Dee	31-14	793	25.6	97-250	.388	41-124	.331	47-54	.870	30	73	103	3.3	55	1	57	29	6	37	282	9.1
22	CHILDS, Justin	31-16	663	21.4	76-177	.429	8-35	.229	41-61	.672	31	72	103	3.3	63	1	30	38	5	43	201	6.5
04	JONES, Bobby	27-2	251	9.3	32-95	.337	23-68	.338	13-23	.565	10	18	28	1.0	36	1	4	8	3	11	100	3.7
40	MARTINEZ, Javier	26-13	306	11.8	38-61	.623	0-0	.000	17-25	.680	34	36	70	2.7	41	0	4	10	7	5	93	3.6
00	DOWDELL, Tobias	27-11	272	10.1	22-39	.564	0-0	.000	5-10	.500	15	26	41	1.5	31	0	3	11	9	4	49	1.8
02	TAYLOR, Khristian	22-0	174	7.9	12-32	.375	0-2	.000	7-19	.368	9	13	22	1.0	18	0	26	13	1	9	31	1.4
15	RICHARDSON, DeMar	25-11	255	10.2	9-25	.360	0-2	.000	10-17	.588	6	10	16	0.6	21	0	35	21	1	5	28	1.1
11	MINOR, Omari	4-1	17	4.3	2-5	.400	0-1	.000	0-0	.000	0	1	1	0.3	0	0	3	1	0	0	4	1.0
10	ROWE, Chandler	28-2	183	6.5	9-18	.500	0-0	.000	5-9	.556	9	14	23	0.8	57	2	5	8	7	7	23	0.8
32	MOPO, Pierre	25-6	232	9.3	5-10	.500	0-0	.000	3-6	.500	19	21	40	1.6	54	1	0	8	3	3	13	0.5
Team											46	41	87					6				
Total.....		31	6200		792-1870	.424	218-636	.343	502-692	.725	350	632	982	31.7	654	13	426	361	82	234	2304	74.3
Opponents.....		31	6200		872-1675	.521	194-516	.376	588-829	.709	300	829	1129	36.4	628	15	526	437	136	189	2526	81.5

TEAM STATISTICS	UTM	OPP
SCORING	2304	2526
Points per game	74.3	81.5
Scoring margin	-7.2	-
FIELD GOALS-ATT	792-1870	872-1675
Field goal pct	.424	.521
3 POINT FG-ATT	218-636	194-516
3-point FG pct	.343	.376
3-pt FG made per game	7.0	6.3
FREE THROWS-ATT	502-692	588-829
Free throw pct	.725	.709
F-Throws made per game	16.2	19.0
REBOUNDS	982	1129
Rebounds per game	31.7	36.4
Rebounding margin	-4.7	-
ASSISTS	426	526
Assists per game	13.7	17.0
TURNOVERS	361	437
Turnovers per game	11.6	14.1
Turnover margin	+2.5	-
Assist/turnover ratio	1.2	1.2
STEALS	234	189
Steals per game	7.5	6.1
BLOCKS	82	136
Blocks per game	2.6	4.4
ATTENDANCE	25802	61607
Home games-Avg/Game	15-1720	16-3850
Neutral site-Avg/Game	-	0-0

Score by Periods	1st	2nd	Totals
UT Martin	1061	1243	2304
Opponents	1201	1325	2526

Date	Opponent	Score	Att.
11/08/13	at Wyoming	L 60-78	5082
11/10/13	at Colorado	L 65-91	8408
11/13/13	at Arkansas State	L 62-72	2237
11-15-13	ROCHESTER COLLEGE	w 79-64	2479
11/17/13	at Florida State	L 61-89	6042
11-20-13	KANSAS CITY	L 67-79	1703
11-22-13	JACKSON STATE	L 64-68	1604
11-25-13	LIPSCOMB	L 84-95	1776
11-27-13	BETHEL	w 95-82	674
11/30/13	at UNLV	L 55-85	12397
12/04/13	at Samford	w 89-73	1097
12-7-13	NORTHERN KENTUCKY	w 79-66	527
12/16/13	at Presbyterian College	w 73-70	211
12/19/13	at Arkansas	L 56-102	11370
12-21-13	SE LOUISIANA	L 76-80	817
* 12/30/13	at Jacksonville State	L 65-70	987
* 1/2/14	at Austin Peay	L 68-81	2616
* 01/05/14	at Murray State	L 77-91	2285
* 1-11-14	BELMONT	L 72-87	2914
* 1-13-14	TENNESSEE STATE	w 100-81	2090
* 1/18/14	at Morehead State	L 75-82	1727
* 1-23-14	EASTERN ILLINOIS	w 84-77	963
* 1-25-14	SIU EDWARDSVILLE	L 82-87	2014
* 01/30/14	at Eastern Kentucky	L 66-89	1400
* 02/06/14	at Eastern Illinois	L 79-91	1398
* 02/08/14	at SIU Edwardsville	L 78-84	1802
* 2-12-14	at Southeast Missouri	w 79-70	2548
* 2-20-14	TENNESSEE TECH	L 83-91	1044
* 2-22-14	SOUTHEAST MISSOURI	L 74-77	2977
* 2-27-14	MURRAY STATE	L 72-86	2333
* 3-1-14	AUSTIN PEAY	L 85-88	1887

* - Conference game

FINAL OVC STATISTICS

RECORD:	OVERALL	HOME	AWAY	NEUTRAL
ALL GAMES	3-13	2-6	1-7	0-0
CONFERENCE	3-13	2-6	1-7	0-0
NON-CONFERENCE	0-0	0-0	0-0	0-0

##	Player	gp-gs	min	avg	Total		3-Point		F-Throw		Rebounds				pf	dq	a	to	blk	stl	pts	avg
					fg-fga	fg%	3fg-fga	3fg%	ft-fga	ft%	off	def	tot	avg								
03	SMITH, Terence	16-13	476	29.8	73-148	.493	35-77	.455	61-71	.859	24	40	64	4.0	44	1	34	21	2	17	242	15.1
33	TAYLOR, Myles	16-15	419	26.2	77-150	.513	8-16	.500	51-71	.718	38	66	104	6.5	55	3	12	28	17	20	213	13.3
01	OLDHAM, Dee	16-10	440	27.5	68-149	.456	25-66	.379	33-36	.917	18	34	52	3.3	24	0	28	16	3	23	194	12.1
12	LIABO, Mike	16-5	383	23.9	68-190	.358	32-98	.327	25-30	.833	6	38	44	2.8	18	0	31	27	1	7	193	12.1
25	NEWELL, Marshun	16-9	421	26.3	57-128	.445	16-47	.340	29-45	.644	20	33	53	3.3	40	2	59	43	4	19	159	9.9
22	CHILDS, Justin	16-11	339	21.2	36-76	.474	3-14	.214	20-27	.741	13	34	47	2.9	39	1	17	16	3	18	95	5.9
04	JONES, Bobby	12-2	104	8.7	11-30	.367	9-21	.429	8-15	.533	6	12	18	1.5	12	0	4	4	1	5	39	3.3
40	MARTINEZ, Javier	12-3	111	9.3	11-18	.611	0-0	.000	8-9	.889	12	12	24	2.0	17	0	1	3	6	4	30	2.5
02	TAYLOR, Khristian	12-0	101	8.4	8-20	.400	0-1	.000	6-15	.400	4	7	11	0.9	11	0	15	5	1	8	22	1.8
11	MINOR, Omari	3-1	16	5.3	2-5	.400	0-1	.000	0-0	.000	0	1	1	0.3	0	0	3	1	0	0	4	1.3
15	RICHARDSON, DeMar	13-6	153	11.8	6-17	.353	0-1	.000	4-11	.364	1	6	7	0.5	11	0	21	10	0	0	16	1.2
10	ROWE, Chandler	16-2	104	6.5	7-10	.700	0-0	.000	5-8	.625	7	8	15	0.9	33	1	2	5	4	5	19	1.2
32	MOPO, Pierre	10-1	56	5.6	3-5	.600	0-0	.000	0-0	.000	5	4	9	0.9	19	1	0	1	2	1	6	0.6
00	DOWDELL, Tobias	12-2	77	6.4	2-6	.333	0-0	.000	3-3	1.000	4	6	10	0.8	9	0	0	3	2	2	7	0.6
Team											21	22	43					3				
Total.....		16	3200		429-952	.451	128-342	.374	253-341	.742	179	323	502	31.4	332	9	227	186	46	129	1239	77.4
Opponents.....		16	3200		461-882	.523	105-280	.375	305-435	.701	167	390	557	34.8	311	8	264	202	70	103	1332	83.2

TEAM STATISTICS	UTM	OPP	Date	Opponent	Score	Att.
SCORING	1239	1332	* 12/30/13	at Jacksonville State	L 65-70	987
Points per game	77.4	83.2	* 1/2/14	at Austin Peay	L 68-81	2616
Scoring margin	-5.8	-	* 01/05/14	at Murray State	L 77-91	2285
FIELD GOALS-ATT	429-952	461-882	* 1-11-14	BELMONT	L 72-87	2914
Field goal pct	.451	.523	* 1-13-14	TENNESSEE STATE	w 100-81	2090
3 POINT FG-ATT	128-342	105-280	* 1/18/14	at Morehead State	L 75-82	1727
3-point FG pct	.374	.375	* 1-23-14	EASTERN ILLINOIS	w 84-77	963
3-pt FG made per game	8.0	6.6	* 1-25-14	SIU EDWARDSVILLE	L 82-87	2014
FREE THROWS-ATT	253-341	305-435	* 01/30/14	at Eastern Kentucky	L 66-89	1400
Free throw pct	.742	.701	* 02/06/14	at Eastern Illinois	L 79-91	1398
F-Throws made per game	15.8	19.1	* 02/08/14	at SIU Edwardsville	L 78-84	1802
REBOUNDS	502	557	* 2-12-14	at Southeast Missouri	w 79-70	2548
Rebounds per game	31.4	34.8	* 2-20-14	TENNESSEE TECH	L 83-91	1044
Rebounding margin	-3.4	-	* 2-22-14	SOUTHEAST MISSOURI	L 74-77	2977
ASSISTS	227	264	* 2-27-14	MURRAY STATE	L 72-86	2333
Assists per game	14.2	16.5	* 3-1-14	AUSTIN PEAY	L 85-88	1887
TURNOVERS	186	202	* - Conference game			
Turnovers per game	11.6	12.6				
Turnover margin	+1.0	-				
Assist/turnover ratio	1.2	1.3				
STEALS	129	103				
Steals per game	8.1	6.4				
BLOCKS	46	70				
Blocks per game	2.9	4.4				
ATTENDANCE	16222	14763				
Home games-Avg/Game	8-2028	8-1845				
Neutral site-Avg/Game	-	0-0				

Score by Periods	1st	2nd	Totals
UT Martin	567	672	1239
Opponents	619	713	1332

GAME-BY-GAME RECAPS

GAME 1

	1	2	F
	33	27	60
	45	33	78

Friday, Nov. 8
Arena-Auditorium - Laramie, Wyo.
UTM: 0-1 / UW: 1-0

HIGH	UTM	UW
Points:	Oldham (15)	Grabau (17)
Rebounds:	Newell/Rowe (4)	Nance, Jr. (12)
Assists:	Newell/KTaylor (2)	Adams (4)
Steals:	Newell (2)	Grabau/Bentz (1)
Blocks:	Rowe (1)	Nance, Jr. (2)

SKYHAWKS FALL 78-60 IN SEASON OPENER AT WYOMING

The University of Tennessee at Martin men's basketball team battled against Wyoming but fell 78-60 to the Cowboys at the Arena-Auditorium in the 2013-14 season opener.

Sophomore Dee Oldham paced UT Martin with a career-best 15 points in 27 minutes off the bench. The Lebanon, Tenn. native buried five of his nine shot attempts – including a career-high three trifectas – to go along with three rebounds for the Skyhawks.

Newcomer Marshun Newell scored 12 of his 14 points in the second half while adding four rebounds, two assists and two steals this evening. Terence Smith accounted for 10 points for UT Martin, who committed only seven turnovers.

Riley Grabau led Wyoming with 17 points while Larry Nance, Jr. compiled 10 points and 12 rebounds. Charles Hankerson, Jr. and Trey Washington III each had 14 points off the bench for the Cowboys, who were nationally ranked last season for the first time since 1991.

GAME 2

	1	2	F
	35	30	65
	45	46	91

Sunday, Nov. 10
Coors Events Center - Boulder, Colo.
UTM: 0-2 / UC: 1-1

HIGH	UTM	UC
Points:	Smith/Newell (15)	Scott (15)
Rebounds:	Martinez (4)	Scott/Gordon (8)
Assists:	Newell (6)	Johnson/Hopkins (3)
Steals:	Newell (2)	Hopkins (2)
Blocks:	Oldham (1)	Gordon (2)

THREE-POINT BARRAGE NOT ENOUGH AS UTM FALLS 91-65 AT COLORADO

The University of Tennessee at Martin men's basketball team drained a dozen three-pointers at Pac-12 member Colorado but the Buffaloes pulled away late in the second half to post a 91-65 win.

Four different Skyhawks knocked down three 3-pointers apiece, as UT Martin hit 12 treys in a game for the first time since Dec. 22, 2009 at Florida State.

Terence Smith and Marshun Newell (game-high six assists) each went 3-for-6 from downtown and tied a game-high with 15 points for UT Martin. Dee Oldham (3-for-10 from three-point range) scored 11 points while Bobby Jones (3-for-4 from beyond the three-point arc) added nine points in 15 minutes off the bench for UT Martin, who won the turnover battle (12 to 18) for the second straight game.

Josh Scott scored 15 points to lead Colorado, who received votes in both national preseason polls. The Buffaloes also received double-figure scoring outputs by Wesley Gordon (13 points), Spencer Dinwiddie (13) and Xavier Johnson (12).

GAME 3

	1	2	F
	31	31	62
	38	34	72

Wednesday, Nov. 13
Convocation Center - Jonesboro, Ark.
UTM: 0-3 / ASU: 2-0

HIGH	UTM	ASU
Points:	Newell (18)	Van Slyke (16)
Rebounds:	3 Tied (7)	Washington (11)
Assists:	3 Tied (2)	3 Tied (3)
Steals:	Newell/Oldham (2)	Townsel/Golden (2)
Blocks:	Rowe (2)	Van Slyke (4)

SKYHAWKS BATTLE BUT FALL 72-62 AT SUN BELT POWER ARKANSAS STATE

The University of Tennessee at Martin men's basketball team received a game-high 18 points out of Marshun Newell but ultimately it wasn't enough, as Arkansas State claimed a 72-62 win over the Skyhawks in the Convocation Center.



Along with his career-high 18 point performance, Newell also pulled down a career-best seven rebounds to lead the team in rebounds. The Memphis, Tenn. native also swiped a pair of steals for the third straight game to begin the season for UT Martin.

Terence Smith registered a season-best 16 points and seven rebounds for the Skyhawks, who outrebounded Arkansas State by a 47-36 margin.

For Arkansas State, Kirk Van Slyke accounted for 16 points while Melvin Johnson III (15 points), Cameron Golden (13 points) and Brandon Reed (10 points) also reached double-figures for the Red Wolves, who have claimed the Sun Belt West division championship two of the last three years.

GAME-BY-GAME RECAPS

GAME 4

	1	2	F
	33	31	64
	30	49	79

Friday, Nov. 15
Elam Center - Martin, Tenn.
UTM: 1-3 / RC: 7-1

HIGH	UTM	RC
Points:	MTaylor (20)	Schizas (23)
Rebounds:	Smith/Oldham (7)	Schizas (10)
Assists:	Newell (4)	Irons (4)
Steals:	Newell (3)	3 Tied (1)
Blocks:	Dowdell (2)	None

TAYLOR SPARKS UTM TO FIRST WIN OF SEASON, 79-64 OVER ROCHESTER COLLEGE

Junior forward Myles Taylor netted 20 points off the bench in his season debut as the University of Tennessee at Martin men's basketball team chalked up a 79-64 victory over Rochester College at the Kathleen and Tom Elam Center.

Taylor, who tore his ACL in the regular season finale last season and had previously missed the first three games in 2013-14, made nine of his 15 shot attempts in 20 minutes played. It was the 14th career game with at least 20 points for the Little Rock, Ark. native.

Marshun Newell went 10-for-10 from the free throw line and tallied 14 points, four rebounds, four assists and three steals for UT Martin. Terence Smith (13 points, team-high seven rebounds, three assists) and Bobby Jones (season-high 12 points) also reached double-figures in the scoring column for the Skyhawks, who battled back from a 33-30 halftime deficit by hitting 94.7 percent of their free throw attempts (18-for-19) in the final 20 minutes.

Rochester College was led by Stavros Schizas' 23 points and 10 rebounds. UT Martin limited the Warriors – the defending United States Collegiate Athletic Association Division-I national champions – to only 12.5 percent shooting from beyond the three-point arc (2-for-16) and forced them into 17 turnovers.

GAME 5

	1	2	F
	23	38	61
	41	48	89

Sunday, Nov. 17
Donald L Tucker Center - Tallahassee, Fla.
UTM: 1-4 / FSU: 3-0

HIGH	UTM	FSU
Points:	MTaylor (17)	Miller (20)
Rebounds:	Martinez (7)	3 Tied (6)
Assists:	Newell (4)	Bookert/Miller (5)
Steals:	Childs (3)	Thomas (6)
Blocks:	None	White/Gilchrist (2)

FRONTCOURT STANDS OUT BUT SKYHAWKS FALL 89-61 AT FLORIDA STATE



The University of Tennessee at Martin men's basketball team battled at Florida State but fell to the Atlantic Coast Conference's Seminoles by an 89-61 margin at the Donald L. Tucker Center.

The Skyhawks were led by a pair of forwards. Junior Myles Taylor poured in 17 points and six rebounds in 24 minutes off the bench while freshman Javier Martinez compiled career-highs of 13 points and a game-high seven rebounds on a near-perfect shooting performance (6-for-7 shooting, 1-for-1 from the free throw line).

Senior guard Justin Childs also added 10 points, six rebounds, two assists and three steals for UT Martin, who was playing its third game in the last five days.

Ian Miller's 20 points led Florida State, who is coached by UT Martin alum Leonard Hamilton. Aaron Thomas (19 points), Okaro White (17 points) and Devon Booker (13 points) also paced the Seminoles, who were forced into 19 turnovers by the Skyhawk defense.

GAME 6

	1	2	F
	42	37	79
	30	37	67

Wednesday, Nov. 20
Elam Center - Martin, Tenn.
UTM: 1-5 / UMKC: 1-3

HIGH	UTM	UMKC
Points:	Smith (14)	Chatmon/Harrison (20)
Rebounds:	MTaylor (8)	Chatmon (12)
Assists:	Newell (6)	Kirksey/Williams (5)
Steals:	Childs (2)	Harrison (3)
Blocks:	MTaylor/Jones (1)	Chatmon (3)

UTM'S COMEBACK ATTEMPT AGAINST KANSAS CITY FALLS SHORT, 79-67

The University of Tennessee at Martin men's basketball team boasted four players in double-figures in the scoring column but it wasn't enough as the Skyhawks dropped a 79-67 decision to Kansas City out of the Western Athletic Conference.

UT Martin led by as many as six points well into the first half but the Kangaroos would take a 16-point lead with less than three minutes to go before the half. The Skyhawks sliced their deficit to one point midway through the second half and only trailed by two points with 3:59 remaining until Kansas City ended the contest on a 10-0 run.

Terence Smith led UT Martin with 14 points tonight while Myles Taylor added 13 points and a team-high eight rebounds. Dee Oldham (11 points, five rebounds) and Marshun Newell (11 points, six assists, five rebounds) also paced the Skyhawks.

Kansas City was led by Fred Chatmon (game-high 12 rebounds) and Martez Harrison, who each compiled 20 points. Frank Williams, Jr. and Nelson Kirksey scored 12 and 11 points, respectively, to round out the double-digit scorers for the Kangaroos, who committed 21 turnovers but shot 58 percent for the game (29-for-50).

GAME-BY-GAME RECAPS

GAME 7

	1	2	F
	33	35	68
	27	37	64

Friday, Nov. 22
Elam Center - Martin, Tenn.
UTM: 1-6 / JSU: 2-4

HIGH	UTM	JSU
Points:	Smith (23)	West/Nobles (17)
Rebounds:	MTaylor (9)	West (14)
Assists:	Smith (7)	Nobles (5)
Steals:	Newell (3)	Nobles (2)
Blocks:	MTaylor (7)	West (3)

UTM FALLS 68-64 TO JACKSON STATE IN FINAL GAME OF GLOBAL SPORTS CHALLENGE

Terence Smith and Myles Taylor both had outstanding individual efforts for the University of Tennessee at Martin men's basketball team but it wasn't enough as the Skyhawks fell 68-64 to Jackson State at the Kathleen and Tom Elam Center.

Smith poured in a season-best 23 points, tied a career-high with seven assists and also pulled down six rebounds with two steals for UT Martin. He drained a career-best five 3-pointers in nine attempts and just missed his career-high total in scoring (26 points against Southeast Missouri on Feb. 16, 2013).

Taylor compiled 17 points, nine rebounds and a career-high seven blocked shots in 28 minutes of action. He made four of his seven shot attempts while canning nine of his 11 attempts from the charity stripe. His seven blocked shots were the most by any UT Martin player in the last decade and most by an OVC player since Kenneth Faried accomplished the feat for Morehead State against Austin Peay on March 4, 2011.

Jackson State was led by 17 points and 14 rebounds by Brandon West. Jylus Nobles also scored 17 points and had five assists for the Tigers, who shot 54.5 percent (12-for-22) in the second half to overcome 19 turnovers in the contest.

GAME 8

	1	2	F
	39	56	95
	38	46	84

Monday, Nov. 25
Elam Center - Martin, Tenn.
UTM: 1-7 / LU: 3-3

HIGH	UTM	LU
Points:	Liabo (27)	MarSmith (27)
Rebounds:	Oldham (10)	MalSmith (7)
Assists:	Smith (7)	MarSmith/Butler (5)
Steals:	Oldham/Childs (2)	Sankey/Williams (2)
Blocks:	Mopo (1)	Sankey/MalSmith (1)

LIABO SHINES IN SEASON DEBUT BUT SKYHAWKS FALL 95-84 TO LIPSCOMB

The University of Tennessee at Martin men's basketball team traded blows with in-state rival Lipscomb but fell 95-84 at the Kathleen and Tom Elam Center.

Senior Mike Liabo made his first appearance of the season, tying a career-high with 27 points in 22 minutes off the bench. The 6-6 lefty out of Naples, Fla. nailed a career-best seven 3-pointers in 12 attempts while adding three assists for UT Martin.

Terence Smith piled up 18 points and a game-high seven assists (against zero turnovers) for the Skyhawks while Myles Taylor (15 points) and Marshun Newell (12 points) each cracked double-figures for UT Martin. Dee Oldham nearly recorded his first career double-double with eight points and a career-high 10 rebounds for the Skyhawks, who hit 11 three-pointers.

Lipscomb was led by Martin Smith's 27 points while Malcolm Smith chipped in 23 points. JC Hampton and Josh Williams added 12 and 10 points, respectively, for the Bisons.

GAME 9

	1	2	F
	36	46	82
	40	55	95

Wednesday, Nov. 27
Elam Center - Martin, Tenn.
UTM: 2-7 / BU: 7-2

HIGH	UTM	BU
Points:	MTaylor (26)	Pollard (21)
Rebounds:	MTaylor (11)	Bowins (10)
Assists:	Oldham/Liabo (5)	Nelson (5)
Steals:	Newell/Childs (3)	Pollard/Vaughn (3)
Blocks:	4 Tied (1)	Bowins (2)

OFFENSE GETS ROLLING IN UTM'S 95-82 VICTORY OVER BETHEL

The University of Tennessee at Martin men's basketball team set season-highs in scoring and field goal percentage on its way to a 95-82 triumph over in-state NAIA rival Bethel at the Kathleen and Tom Elam Center.



The Skyhawks sank 57.7 percent of their shot attempts (30-for-52) to shake off a slow start and hold a lead for the final 30:48 of the contest. UT Martin saw five players crack double-figures in scoring, led by Myles Taylor notching his 12th career double-double with season-highs of 26 points and 11 rebounds. The junior out of Little Rock, Ark. went 8-for-13 from the floor and knocked down 10 of his 13 attempts from the charity stripe.

Marshun Newell compiled 16 points, three rebounds, three assists and three steals for UT Martin, while Terence Smith added 14 points and five rebounds. Justin Childs was responsible for a season-best 14 points and three steals off the bench while Mike Liabo pitched in with 13 points and a game-high five assists for the Skyhawks, who forced Bethel into 22 turnovers.

For Bethel, Gary Pollard compiled 21 points, four rebounds, four assists and three steals. Marcus Bowins recorded a double-double (18 points, 10 rebounds) while Walt Andrews and Mark Vaughn scored 14 and 11 points, respectively.

GAME-BY-GAME RECAPS

GAME 10

	1	2	F
	27	28	55
	39	46	85

Saturday, Nov. 30
Thomas and Mack Center - Las Vegas, Nev.
UTM: 2-8 / UNLV: 3-3

<u>HIGH</u>	<u>UTM</u>	<u>UNLV</u>
Points:	MTaylor (13)	Dejean-Jones (16)
Rebounds:	Martinez (8)	RSmith (19)
Assists:	Liabo (4)	Dejean-Jones (7)
Steals:	Newell/Childs (2)	Birch (2)
Blocks:	MTaylor (1)	Birch/Wood (2)

SKYHAWKS COMPETE EARLY BUT FALL 85-55 AT UNLV

The University of Tennessee at Martin men's basketball team placed a trio of players in double-figures in the scoring column but couldn't hold off UNLV, as the Skyhawks fell 85-55 at the Thomas and Mack Center.

Myles Taylor's 13 points led UT Martin while Terence Smith and Justin Childs added 12 and 11 points, respectively. Mike Liabo (seven points, team-high four assists) and Javier Martinez (six points, career-best eight rebounds) also had notable performances for the Skyhawks, who led 21-17 midway through the first half.

UNLV was led by Bryce Dejean-Jones' 16 points while Roscoe Smith added a double-double of 13 points and 19 rebounds. Khem Birch (13 points), Kevin Olekaibe (11) and Jelani Kendrick (11) also cracked double-figures for the Runnin' Rebels.

GAME 11

	1	2	F
	43	46	89
	32	41	73

Wednesday, Dec. 4
Pete Hanna Center - Birmingham, Ala.
UTM: 3-8 / SU: 3-7

<u>HIGH</u>	<u>UTM</u>	<u>SU</u>
Points:	Liabo (16)	TWilliams (20)
Rebounds:	Childs (7)	Miller (6)
Assists:	Smith (6)	IWilliams (7)
Steals:	Oldham (4)	TWilliams (2)
Blocks:	Dowdell/Jones (1)	TWilliams/Miller (2)

UTM LEADS THROUGHOUT IN BIG 89-73 ROAD WIN AT SAMFORD


The University of Tennessee at Martin men's basketball team dominated from start to finish in an 89-73 road victory over Samford at the Pete Hanna Center.

Despite starting forward Javier Martinez not making the trip because of sickness, the Skyhawks never trailed for the entire contest. UT Martin had six players crack double-figures in the scoring column while scorching the nets for a season-best 60.4 percent shooting effort (including 63.6 percent from three-point range) which also included a season-high 20 assists.

Mike Liabo poured in a team-high 16 points off the bench while Terence Smith added 13 points and a team-high six assists. Myles Taylor scored all of his 13 points in the second half while Bobby Jones canned three trifectas on his way to 11 points in 10 minutes off the bench. Marshun Newell (10 points, four assists, two steals) and Dee Oldham (10 points, six rebounds, career-high four steals) also set the tone for the Skyhawks. Justin Childs had eight points to go along with season-highs of seven rebounds and three assists for UT Martin, who won the rebounding battle by a 30-29 margin.

Samford was led by Tim Williams' 20 points. Rajon Kelly (12 points), Isaiah Williams (11) and Russell Wilson (11) also paced the Bulldogs, who were held to 20 percent shooting (3-for-15) from beyond the three-point arc and were forced into 14 turnovers.

GAME 12

	1	2	F
	33	33	66
	33	46	79

Saturday, Dec. 7
Elam Center - Martin, Tenn.
UTM: 4-8 / NKU: 1-7

<u>HIGH</u>	<u>UTM</u>	<u>NKU</u>
Points:	Childs/MTaylor (15)	Jackson (18)
Rebounds:	3 Tied (4)	Johnson (10)
Assists:	Smith (4)	Jackson (7)
Steals:	Jones/Childs (2)	Jackson (2)
Blocks:	None	Jackson/Billups (2)

TAYLOR JOINS 1,000 POINT CLUB AS SKYHAWKS USE LATE SPURT TO BLOW PAST NKU, 79-66

The University of Tennessee at Martin men's basketball team scored 10 unanswered points in crunch time to roll past Northern Kentucky by a 79-66 margin at the Kathleen and Tom Elam Center.

UT Martin trailed by four points with 5:32 to go in the contest before unreeling the 10-0 run. From that point forward, the Skyhawks would not trail for the remainder of the game and would lead by as many as 15 points.

Junior Myles Taylor joined an illustrious group, as he became the 17th member in UT Martin program history to score 1,000 career points. He tied for the team lead with 15 points, including five straight points in the Skyhawks' gamechanging late 10-0 run.

Justin Childs also scored a season-best 15 points for UT Martin, including eight of the Skyhawks' last 12 points to close out the game. Marshun Newell (12 points) and Terence Smith (10) also cracked double-figures in the scoring column for the Skyhawks, who only turned the ball over four times while forcing Northern Kentucky into 16 turnovers.

Northern Kentucky was led by Jordan Jackson's 18 points, seven rebounds and seven assists. Todd Johnson recorded a double-double (16 points, 10 rebounds) while Greg Flournoy scored 14 points for the Norse.

GAME-BY-GAME RECAPS

GAME 13

	1	2	F
	34	39	73
	33	37	70

Monday, Dec. 16
Templeton Center - Clinton, SC
UTM: 5-8 / PC: 3-9

HIGH	UTM	PC
Points:	Liabo (20)	Herrera (18)
Rebounds:	Martinez (5)	Truss (8)
Assists:	Smith (5)	Dillard (7)
Steals:	Newell (2)	Truss (1)
Blocks:	Dowdell/Smith (1)	Truss (1)

UTM OVERCOMES DOUBLE-DIGIT SECOND HALF DEFICIT TO BOUNCE PRESBYTERIAN, 73-70

Terence Smith scored the final five points for the University of Tennessee at Martin – including a clutch go-ahead three-pointer with 21 seconds remaining – to help the Skyhawks chalk up an impressive 73-70 comeback victory over Presbyterian College at the Templeton Center.

The Skyhawks battled back from a 10-point deficit with 6:47 left in the game to post their third straight victory. UT Martin concluded the game on a 23-10 run and knocked down 12 three-pointers for the second time this season (the other occurrence coming at Florida State on Nov. 17).

A trio of Skyhawks cracked double-figures, led by Mike Liabo's game-high 20 points. The senior lefty out of Naples, Fla. scored 15 straight points at one point in the first half for UT Martin before ending his evening with six 3-pointers. Smith poured in 19 points and added five assists while Marshun Newell tied a career-high with 18 points – including five straight points in the final two-plus minutes to ignite the Skyhawks' game-ending charge.

Presbyterian was led by Danny Herrera, who scored 18 points. Jordan Downing (17 points), William Truss (14 points) and Reggie Dillard (11 points) also cracked double-figures for the Blue Hose, who were forced into 16 turnovers.

GAME 14

	1	2	F
	25	31	56
	49	53	102

Thursday, Dec. 19
Bud Walton Arena - Fayetteville, Ark.
UTM: 5-9 / UA: 8-2

HIGH	UTM	UA
Points:	Smith (19)	Clarke/Portis (15)
Rebounds:	Mopo (6)	Kingsley (12)
Assists:	Newell (3)	Scott (5)
Steals:	4 Tied (1)	Clarke (3)
Blocks:	None	Kingsley (3)

SKYHAWKS FALL ON THE ROAD AT SEC MEMBER ARKANSAS, 102-56

Redshirt junior guard Terence Smith poured in a game-high 19 points for the University of Tennessee at Martin men's basketball team but the Skyhawks fell 102-56 to the Arkansas Razorbacks at Bud Walton Arena.

Smith made six of his 11 field goal attempts, including a 2-for-3 performance from beyond the three-point arc. He also sank five of his six shots from the charity stripe for the Skyhawks, who saw their three-game winning streak come to an end.

Myles Taylor and Bobby Jones each added eight points apiece for UT Martin, who got open looks throughout the night but shot just 27.5 percent (19-for-69).

Arkansas was led by Coty Clarke and Bobby Portis, who each tallied 15 points and nine rebounds. Moses Kingsley had a double-double (12 points, 12 rebounds) off the bench while Rashad Madden and Michael Qualls scored 11 points apiece. The Razorbacks converted 60.9 percent of their field goal attempts (42-for-69).

GAME 15

	1	2	F
	44	36	80
	45	31	76

Saturday, Dec. 21
Elam Center - Martin, Tenn.
UTM: 5-10 / SLU: 4-6

HIGH	UTM	SLU
Points:	MTaylor (34)	Ochie (18)
Rebounds:	MTaylor (11)	Benton (11)
Assists:	Smith (7)	Filmore (6)
Steals:	Smith/Childs (3)	Ricard (2)
Blocks:	4 Tied (1)	Upson (4)

TAYLOR'S CAREER-HIGH PERFORMANCE NOT ENOUGH AS UTM FALLS TO SLU, 80-76

Junior forward Myles Taylor chalked up a career-high 34 points to go along with 11 rebounds for the University of Tennessee at Martin men's basketball team, but the Skyhawks let a late lead slip away in an 80-76 loss to Southeastern Louisiana at the Kathleen and Tom Elam Center.

Taylor's offensive effort eclipsed his previous career-high of 31 points at Kennesaw State on Feb. 14, 2012. In addition to his scoring output, he also tied a career-high with 11 field goals made in 22 attempts while knocking down 12 of his 14 free throw attempts. His double-double was the second of his season and 12th in the career of the Little Rock, Ark. native.

Terence Smith scored 12 points and tied a career-high with seven assists to go along with three steals for the Skyhawks. Justin Childs sank five of his six shots on his way to 12 points off the bench for UT Martin, who led 74-69 with 4:30 to go before Southeastern Louisiana ended the contest on an 11-2 run.

Southeastern Louisiana was led by Onochie Ochie's 18 points off the bench. Antonnio Benton (12 points, 11 rebounds) and Joshua Filmore (12 points) also cracked double-figures in the scoring column for the Lions.

GAME-BY-GAME RECAPS

GAME 16

	1	2	F
	37	28	65
	29	41	70

Monday, Dec. 30
Pete Mathews Coliseum - Jacksonville, Ala.
UTM: 5-11 (0-1) / JSU: 7-9 (1-0)

HIGH	UTM	JSU
Points:	Newell (21)	Rackley (22)
Rebounds:	Smith (7)	Cook (9)
Assists:	Smith (4)	Williams (6)
Steals:	Oldham (2)	Cook (4)
Blocks:	4 Tied (1)	Cook (2)

SKYHAWKS FALL IN 70-65 HEARTBREAKER AT JACKSONVILLE STATE

The University of Tennessee at Martin men's basketball team led for a majority of the contest at Jacksonville State but could not hold on as the Gamecocks escaped with a 70-65 win in both teams' Ohio Valley Conference opener at the Pete Mathews Coliseum.

Junior transfer Marshun Newell led the Skyhawks in scoring for the third time this season, pouring in a career-best 21 points on 8-for-11 shooting. The Memphis, Tenn. native also added six rebounds in 31 minutes off the bench.

Terence Smith compiled 14 points and team-highs of seven rebounds and four assists for UT Martin. Myles Taylor added 12 points and six boards to round out the double-digit scorers for the Skyhawks.

For Jacksonville State, Darion Rackley scored 22 points while Brian Williams added 16 points. Nick Cook tallied 10 points for the Gamecocks, who were limited to 43.4 percent shooting overall and 27.3 percent shooting from beyond the three-point arc.

GAME 17

	1	2	F
	30	38	68
	39	42	81

Thursday, Jan. 2
Dunn Center - Clarksville, Tenn.
UTM: 5-12 (0-2) / APSU: 7-8 (1-0)

HIGH	UTM	APSU
Points:	MTaylor (19)	Horton/Williams (16)
Rebounds:	MTaylor (14)	Horton (12)
Assists:	Newell (7)	Williams (7)
Steals:	7 Tied (1)	Williams (3)
Blocks:	Martinez (2)	Horton (8)

UTM BATTLES BUT FALLS 81-68 IN OVC ROAD MATCHUP AT AUSTIN PEAY



The University of Tennessee at Martin men's basketball team placed four players in double-figures in the scoring column but the Skyhawks could not battle back from an early deficit in an 81-68 loss at Austin Peay.

Junior forward Myles Taylor poured in a game-high 19 points while tying a career-high with 14 rebounds for UT Martin. The performance marked the 13th career double-double for the Little Rock, Ark. native.

Justin Childs scored 14 points – just one point off his season-high effort – while Terence Smith (11 points) and Dee Oldham (10 points) also reached double-digits. Mike Liabo added eight points and Marshun Newell set a career-high with seven assists for the Skyhawks, who won the rebounding battle by a 43-37 margin.

Austin Peay was led by Chris Horton's 16 points and 12 rebounds. Zavion Williams added 16 points and seven assists while Will Triggs (15 points), Travis Betran (15) and Damarius Smith (11) heavily contributed to the Governors' attack.

GAME 18

	1	2	F
	30	47	77
	40	51	91

Sunday, Jan. 5
CFSB Center - Murray, Ky.
UTM: 5-13 (0-3) / MSU: 7-7 (2-0)

HIGH	UTM	MSU
Points:	Smith (19)	Payne (27)
Rebounds:	MTaylor (7)	Williams (15)
Assists:	Smith (4)	Payne (5)
Steals:	Smith/Childs (3)	3 Tied (1)
Blocks:	Smith (1)	Williams/Moss (1)

SKYHAWKS COMPETE THROUGHOUT BUT COME UP SHORT AT MURRAY STATE, 91-77

Terence Smith led four double-digit scorers but the University of Tennessee at Martin men's basketball team fell 91-77 at Ohio Valley Conference West rival Murray State at the CFSB Center.

Smith compiled 19 points – including four 3-pointers – in addition to a team-high four assists for the Skyhawks. Marshun Newell cracked double-figures in the scoring column for the 12th time this season with 17 points while Myles Taylor tallied 15 points and a team-best seven rebounds. Justin Childs added 10 points on a perfect shooting performance (4-for-4 from the field, 2-for-2 from the free throw line) for UT Martin, who forced Murray State into 17 turnovers.

Cameron Payne hit six 3-pointers on his way to a game-high 27 points to lead Murray State while Jarvis Williams had 20 points and 15 rebounds for the Racers. Jeffery Moss went 14-for-14 from the free throw line to score 20 points while TJ Sapp scored 14 points for the Racers.

GAME-BY-GAME RECAPS

GAME 19

	1	2	F
	46	41	87
	23	49	72

Saturday, Jan. 11
Elam Center - Martin, Tenn.
UTM: 5-14 (0-4) / BU: 12-6 (4-0)

HIGH	UTM	BU
Points:	Liabo (20)	Bradshaw (22)
Rebounds:	Newell (11)	Jenkins (8)
Assists:	KTaylor (4)	Chowbay (4)
Steals:	3 Tied (2)	Chowbay/Bradds (2)
Blocks:	Oldham (2)	Jenkins (2)

UTM FALLS IN OVC HOME OPENER TO DEFENDING LEAGUE CHAMPION BELMONT, 87-72

The University of Tennessee at Martin men's basketball team fell behind early and staged a comeback in the second half but could not recover in an 87-72 loss to Belmont in Ohio Valley Conference action at the Kathleen and Tom Elam Center.

Mike Liabo led the way for UT Martin with 20 points in 33 minutes off the bench. It was the third 20-point effort of the season and 15th in the career of the Naples, Fla. native.

Marshun Newell tallied his first career double-double with 10 points and a career-best 11 rebounds in just 22 minutes of play for the Skyhawks. Dee Oldham tied a career-high with 15 points while Terence Smith added 15 points for UT Martin, who outscored the Bruins 49-41 in the second half while attempting its comeback.

Belmont was led by Craig Bradshaw's game-high 22 points. JJ Mann added 18 points while Evan Bradds (18 points) and Reece Chamberlain (13 points) also reached double-figures in the scoring column for the Bruins, the defending OVC champion.

GAME 20

	1	2	F
	37	44	81
	48	52	100

Monday, Jan. 13
Elam Center - Martin, Tenn.
UTM: 6-14 (1-4) / TSU: 2-17 (1-4)

HIGH	UTM	TSU
Points:	MTaylor (25)	Miller (29)
Rebounds:	Smith (7)	Rhett (8)
Assists:	Newell (10)	Harris (4)
Steals:	Oldham (4)	Miller (3)
Blocks:	MTaylor (3)	None

SKYHAWKS LIGHT UP THE SCOREBOARD IN 100-81 OVC WIN OVER TENNESSEE STATE

The University of Tennessee at Martin men's basketball team chalked up its first Ohio Valley Conference win of the year in a 100-81 triumph over Tennessee State in the Kathleen and Tom Elam Center.

The Skyhawks hit triple-digits on the scoreboard for the first time since exactly three years ago to the date at Tennessee Tech. UT Martin also shot a season-best 60.9 percent from the floor (39-for-64) – including an 11-for-23 effort from beyond the three-point arc – and never trailed.

For the second time this season, UT Martin placed six players in double-figures in the scoring column. Myles Taylor scored 25 points on an efficient 10-for-12 shooting performance in 24 minutes of play. Terence Smith tallied 20 points, a team-high seven rebounds and six assists while Dee Oldham tied a career-high with 15 points for the second straight game and also tied a career-best with four steals.

Marshun Newell generated a double-double (11 points, 10 assists) for the second straight game while Mike Liabo (13 points) and Justin Childs (10 points on 4-for-4 shooting) also pitched in for the Skyhawks, who handed out a season-high 25 assists against only eight turnovers.

OVC leading scorer Patrick Miller had a game-high 29 points for Tennessee State while Jay Harris contributed 15 points. MJ Rhett and Kennedy Eubanks also scored 11 points apiece for the Tigers, who were limited to 11.8 percent shooting from three-point range (2-for-17).

GAME 21

	1	2	F
	28	47	75
	34	48	82

Saturday, Jan. 18
Ellis T. Johnson Arena - Morehead, Ky.
UTM: 6-15 (1-5) / MSU: 13-7 (4-1)

HIGH	UTM	MSU
Points:	Liabo (32)	Warner (25)
Rebounds:	MTaylor (8)	Posthumus (8)
Assists:	Oldham (3)	Storey (7)
Steals:	Childs (4)	Arrington (5)
Blocks:	3 Tied (1)	3 Tied (1)

LIABO'S CAREER-HIGH DAY NOT ENOUGH AS UTM FALLS 82-75 AT MOREHEAD STATE

Mike Liabo accumulated a career-best 32 points in only 25 minutes off the bench for the University of Tennessee at Martin men's basketball team but Morehead State made eight free throws in the final 40 seconds to claim an 82-75 win at Ellis T. Johnson Arena.


UT Martin trailed by 15 points early in the second half but got back in the game courtesy of Liabo's hot hand. The senior out of Naples, Fla. made 10 of his 18 shot attempts – including a 6-for-12 performance from beyond the three-point arc – and added six free throws in seven attempts to eclipse his previous career-high of 27 points.

Marshun Newell added 13 points – including seven straight points late – to get UT Martin within one possession in crunch time. Myles Taylor chipped in 13 points and a game-high eight rebounds while Terence Smith scored 10 points for the Skyhawks, who shot 52 percent in the second half (13-for-25).

Morehead State was led by 25 points out of Angelo Warner. Jordan Percell (13 points), Brent Arrington (12), Greg Dotson (11) and Chad Posthumus (10) also reached double-digits in the scoring column for the Eagles.

GAME-BY-GAME RECAPS

GAME 22

	1	2	F
	37	40	77
	34	50	84

Thursday, Jan. 23
Elam Center - Martin, Tenn.
UTM: 7-15 (2-5) / EIU: 6-13 (3-5)

HIGH	UTM	EIU
Points:	Liabo (20)	Olivier (20)
Rebounds:	MTaylor (7)	Blanford (13)
Assists:	KTaylor (5)	Smith/Chatman (4)
Steals:	MTaylor (3)	Blanford (2)
Blocks:	MTaylor (2)	Olivier (2)

BENCH PROVIDES BIG LIFT FOR UTM IN 84-77 OVC WIN OVER EASTERN ILLINOIS

The University of Tennessee at Martin men's basketball team was boosted by stellar bench play in an 84-77 triumph over Ohio Valley Conference West rival Eastern Illinois at the Kathleen and Tom Elam Center.

Trailing by nine points with 17:49 left in the contest, UT Martin head coach Jason James inserted five new subs – Khristian Taylor, DeMarc Richardson, Mike Liabo, Chandler Rowe and Bobby Jones. Those five – along with Tobias Dowdell, who checked in a little over three minutes later – provided 32 of the team's 50 points in the second half to help the Skyhawks overcome an 11-point deficit.

Liabo led UT Martin with 20 points in 22 minutes for his 17th career 20-plus point performance. However, the unsung hero of the night was Taylor, who registered season-highs of 11 points and five assists (against zero turnovers) in 20 minutes of play. The junior out of Akron, Ohio previously had 12 points in 15 games this season.

Terence Smith poured in 19 points on an efficient 7-of-9 shooting performance, including a 4-for-6 effort from three-point range. Dee Oldham added 12 points and Myles Taylor pulled down a team-high seven rebounds to go with a game-high three steals for the Skyhawks, who shot an even 60 percent (15-for-25) in the second half.

Eastern Illinois was led by 20 points by Chris Olivier while Sherman Blanford tallied a double-double with 15 points and 13 rebounds. Keenen Anderson added 11 points for the Panthers.

GAME 23

	1	2	F
	34	53	87
	33	49	82

Saturday, Jan. 25
Elam Center - Martin, Tenn.
UTM: 7-16 (2-6) / SIUE: 7-14 (4-4)

HIGH	UTM	SIUE
Points:	Smith (22)	Davis (20)
Rebounds:	MTaylor (6)	Lester (6)
Assists:	Newell (6)	Stewart (6)
Steals:	Oldham (3)	Stewart (3)
Blocks:	3 Tied (1)	Jackson (4)

SKYHAWKS FALL 87-82 TO OVC WEST RIVAL SIU EDWARDSVILLE

Terence Smith piled up a game-high 22 points for the University of Tennessee at Martin men's basketball team but the Skyhawks dropped an 87-82 decision to SIU Edwardsville at the Kathleen and Tom Elam Center.

The Skyhawks led by as many as 11 points midway through the first half but SIU Edwardsville shot 68 percent in the second half to complete its comeback.

Smith's 22 points were one point shy of his season-high set against Jackson State on Nov. 22. He sank eight of his 10 shot attempts – including four 3-pointers and two free throws. It was the seventh 20-plus point performance in the career of the redshirt junior out of Russellville, Ala.

Dee Oldham set new career-highs with 16 points and four 3-pointers for UT Martin. Myles Taylor added 15 points and a game-high six rebounds while Mike Liabo added 12 points off the bench for the Skyhawks, who shot 52.5 percent (31-for-59) in the contest.

SIU Edwardsville was led by Kris Davis' 20 points. Keaton Jackson scored 17 points while Donivine Stewart (15) and Maurice Wiltz (14) also cracked double-figures in the scoring column for the Cougars.

GAME 24

	1	2	F
	30	36	66
	42	47	89

Thursday, Jan. 30
McBrayer Arena - Richmond, Ky.
UTM: 7-17 (2-7) / EKV: 15-7 (6-3)

HIGH	UTM	EKU
Points:	MTaylor (17)	Lewis (19)
Rebounds:	MTaylor/Smith (5)	Stutz/Williams (5)
Assists:	Newell (6)	Walden (5)
Steals:	Oldham/Smith (2)	6 Tied (1)
Blocks:	None	Knipp (1)

UTM FALLS VICTIM TO HOT SHOOTING EASTERN KENTUCKY TEAM IN 89-66 ROAD LOSS

The University of Tennessee at Martin men's basketball team fell 89-66 to Eastern Kentucky in Ohio Valley Conference action at McBrayer Arena.


UT Martin matched the Colonels for the majority of the first half until Eastern Kentucky closed out the half on an 11-1 run. The Skyhawks would not get within single-digits the rest of the way.

Myles Taylor led the Skyhawks with 17 points (on 5-of-6 shooting) and five rebounds, while Dee Oldham tied a career-high with 16 points for the second straight contest. Marshun Newell added nine points with a game-high six assists for UT Martin.

Eastern Kentucky was led by Marcus Lewis' 19 points while Glenn Cosey tallied 18 points. Eric Stutz (14 points), Tarius Johnson (12) and Orlando Williams (10) also reached double-figures for the Colonels, who shot a season-best 64 percent (32-for-50) for the game.

GAME-BY-GAME RECAPS

GAME 25

	1	2	F
	47	32	79
	37	54	91

Thursday, Feb. 6
Lantz Arena - Charleston, Ill.
UTM: 7-18 (2-8) / EIU: 9-14 (6-5)

HIGH	UTM	EIU
Points:	MTaylor (17)	Blanford (30)
Rebounds:	Liabo (5)	Chatman (9)
Assists:	Richardson (5)	Piper (5)
Steals:	MTaylor/Childs (2)	Blanford (2)
Blocks:	3 Tied (1)	Blanford/Dickerson (1)

SKYHAWKS LEAD EARLY BUT FALL 91-79 AT OVC WEST RIVAL EASTERN ILLINOIS

The University of Tennessee at Martin men's basketball team built a 13-point lead late in the first half at Eastern Illinois but second half shooting woes cost the Skyhawks in a 91-79 loss at Lantz Arena.

It was a tale of two halves for UT Martin, as the Skyhawks connected on 69.6 percent (16-for-23) of its first half field goal attempts to take a 47-37 lead at halftime. However, the Skyhawks had only one field goal through the first 13 minutes of the second half and shot 26.9 percent (7-for-26) from the floor in the second half.

The Skyhawks were paced by Myles Taylor's 17 points on 5-of-7 shooting (2-for-2 from three-point range) and a 5-for-5 performance from the charity stripe. Terence Smith added 14 points while Marshun Newell (12) and Dee Oldham (10) also reached double-figures in the scoring column for UT Martin.

Sherman Blanford scored 23 of his game-high 30 points in the second half for Eastern Illinois. Dylan Chatman registered 17 points and a game-high nine rebounds while both Alex Austin and Josh Piper scored 11 points each for the Panthers, who shot 67.9 percent (19-for-28) in the final 20 minutes.

GAME 26

	1	2	F
	40	38	78
	47	37	84

Saturday, Feb. 8
Vadalabene Center - Edwardsville, Ill.
UTM: 7-19 (2-9) / SIUE: 10-15 (6-5)

HIGH	UTM	SIUE
Points:	Liabo (17)	Stewart (24)
Rebounds:	Liabo (8)	Nunn (7)
Assists:	Newell (7)	Stewart (8)
Steals:	Jones (3)	Nunn/Stewart (2)
Blocks:	Newell/Rowe (1)	Jackson (6)

UTM FIGHTS BUT DROPS 84-78 DECISION AT SIU EDWARDSVILLE

Five players scored in double-figures for the University of Tennessee at Martin men's basketball team but the Skyhawks fell 84-78 to SIU Edwardsville at the Vadalabene Center.

The Skyhawks trailed by 12 points with 12:38 mark but soon clawed back to pull within just two points on a pair of occasions inside of eight minutes to play. However, the deficit proved to be too large to overcome for UT Martin.

Mike Liabo paced the Skyhawks with 17 points, a game-high eight rebounds and four assists in 27 minutes off the bench. Myles Taylor and Terence Smith each scored 13 points while Justin Childs (12 points) and Marshun Newell (10 points, team-high seven assists) also carried the Skyhawks, who shot 50.8 percent (31-for-61) for the contest.

SIU Edwardsville was led by 24 points and a game-best eight assists out of Donivine Stewart. Kris Davis and Christian Salecich added 21 and 12 points, respectively for the Cougars, who won their sixth straight home game.

GAME 27

	1	2	F
	33	46	79
	30	40	70

Wednesday, Feb. 12
Show Me Center - Cape Girardeau, Mo.
UTM: 8-19 (3-9) / SEMO: 13-13 (4-8)

HIGH	UTM	SEMO
Points:	MTaylor/Newell (18)	Stone (21)
Rebounds:	MTaylor (8)	Stone (16)
Assists:	Newell (3)	Nutt (4)
Steals:	MTaylor/Newell (3)	Langford/McRoberts (2)
Blocks:	MTaylor/Martinez (2)	Stone (4)

SKYHAWKS CLAIM 79-70 ROAD VICTORY OVER OVC WEST FOE SOUTHEAST MISSOURI



Marshun Newell and Myles Taylor scored 18 points apiece to power the University of Tennessee at Martin men's basketball team to a 79-70 Ohio Valley Conference triumph at Southeast Missouri at the Show Me Center.

Newell also added four rebounds, three assists and three steals in 28 minutes off the bench while Taylor grabbed a team-high eight rebounds in 32 minutes. Dee Oldham added 13 points and seven rebounds while Mike Liabo registered 12 points for UT Martin, who ended the game on an 18-8 run after trailing by one point at the 5:53 mark.

Southeast Missouri was led by Tyler Stone's 21 points and 16 rebounds while Josh Langford tallied 14 points for the Redhawks, who were limited to 22.7 percent shooting (5-for-22) from beyond the three-point arc.

GAME-BY-GAME RECAPS

GAME 28

	1	2	F
	52	39	91
	47	36	83

Thursday, Feb. 20
Elam Center - Martin, Tenn.
UTM: 8-20 (3-10) / TTU: 14-14 (7-6)

HIGH	UTM	TTU
Points:	Oldham (23)	Samarrippas (20)
Rebounds:	MTaylor (13)	Caldwell/Marseille (7)
Assists:	Richardson (5)	Samarrippas (10)
Steals:	MTaylor (4)	5 Tied (1)
Blocks:	MTaylor (2)	Ogbe (4)

OLDHAM RACKS UP CAREER-HIGH IN POINTS BUT UTM FALLS 91-83 TO TENNESSEE TECH

Junior guard Dee Oldham tossed in a career-best 23 points for the University of Tennessee at Martin men's basketball team but the Skyhawks fell 91-83 to Tennessee Tech at the Kathleen and Tom Elam Center.

Oldham matched his previous career-high total of 16 points in the first half before ending with the game-high scoring total. He hit 10 of his 19 shot attempts – including a pair of three-pointers and a free throw in 27 minutes off the bench.

Terence Smith set a new career-high with 13 free throws made (in 14 attempts), concluding with 15 points. Myles Taylor recorded his 14th career double-double with 10 points and 13 rebounds tonight while Mike Liabo (11 points) and Javier Martinez (10 points, seven rebounds) also pitched in solid efforts for the Skyhawks.

Tennessee Tech was paced by 20 points and 10 assists by Jeremiah Samarrippas. Dennis Ogbe (17 points), Dwan Caldwell (11) and Josiah Moore (10) also reached double-figures for the Golden Eagles, who overcame 17 turnovers by shooting 57.1 percent (32-for-56) from the floor.

GAME 29

	1	2	F
	35	42	77
	28	46	74

Saturday, Feb. 22
Elam Center - Martin, Tenn.
UTM: 8-21 (3-11) / SEMO: 15-13 (6-8)

HIGH	UTM	SEMO
Points:	Smith (23)	Bradley (22)
Rebounds:	Smith/MTaylor (5)	Stone (11)
Assists:	Richardson/Newell (3)	Nutt (5)
Steals:	Smith (2)	3 Tied (2)
Blocks:	MTaylor (1)	3 Tied (1)

HALFCOURT BUZZER BEATER SINKS SKYHAWKS AGAINST SOUTHEAST MISSOURI, 77-74

The University of Tennessee at Martin men's basketball team seemed destined for overtime but Southeast Missouri's Antonius Cleveland banked in a running halfcourt shot with 0.2 seconds remaining to deal the Skyhawks a crushing 77-74 loss at the Kathleen and Tom Elam Center. The loss officially eliminates UT Martin from the upcoming Ohio Valley Conference tournament.



Dee Oldham made a pair of clutch free throws with four seconds left for the ninth tie of the contest at 74-all. On the ensuing inbounds pass, Cleveland weaved left and hoisted the game-winning shot from straightaway midcourt.

Terence Smith tied a season-high with 23 points this evening for the Skyhawks while also joining the illustrious 1,000 career point club. The redshirt junior out of Russellville, Ala. became the program's 18th member to reach the scoring milestone.

Two days after ringing up a career-best 23 points against Tennessee Tech, Oldham had another great scoring game – tallying 19 points on 7-of-14 shooting from the floor. Marshun Newell added 16 points for UT Martin, who held Southeast Missouri to 13.3 percent shooting (2-for-15) from beyond the three-point arc until Cleveland's final shot.

Southeast Missouri was led by 22 points by Jarekious Bradley. Cleveland scored 14 points while Nino Johnson (13 points) and Tyler Stone (12 points, 11 rebounds) also guided the Redhawks.

GAME 30

	1	2	F
	42	44	86
	41	31	72

Thursday, Feb. 27
Elam Center - Martin, Tenn.
UTM: 8-22 (3-12) / MSU: 18-9 (13-2)

HIGH	UTM	MSU
Points:	MTaylor (16)	Sapp (20)
Rebounds:	MTaylor (17)	Williams (9)
Assists:	Oldham/MTaylor (4)	Payne (8)
Steals:	Oldham (2)	3 Tied (1)
Blocks:	MTaylor (2)	Fairell (2)

UTM COMES UP JUST SHORT AGAINST OVC WEST CHAMPION MURRAY STATE, 86-72

The University of Tennessee at Martin men's basketball team delivered an inspired effort against Ohio Valley Conference West champion Murray State but the Racers pulled away late for an 86-72 win at the Kathleen and Tom Elam Center.

The Skyhawks trailed by 11 points in the first half but battled back to cut their deficit to one at the halftime break. UT Martin then took its first lead of the game with 15:12 to go in the contest but the Racers concluded the game on a 23-10 run over the final 11:25.

Myles Taylor led the Skyhawks with 16 points, seven rebounds, four assists and two blocks. Dee Oldham continued his hot stretch with 15 points, four rebounds, four assists and two steals while Terence Smith also added 10 points and six boards. Mike Liabo and Justin Childs scored nine points apiece while Javier Martinez compiled eight points on a perfect 4-for-4 shooting night.

Murray State placed five players in double-figures, led by TJ Sapp's 20 points. Cameron Payne added 17 points and eight assists while Jarvis Williams (14 points, nine rebounds), Dexter Fields (12) and Jeffery Moss (12) pitched in for a Racer offense that shot 55.2 percent (32-for-58) from the floor.

GAME-BY-GAME RECAPS

GAME 31

	1	2	F
	38	50	88
	38	47	85

Saturday, March 1

Elam Center - Martin, Tenn.

UTM: 8-23 (3-13) / APSU: 12-18 (6-10)

	HIGH	UTM	APSU
Points:	Smith (20)	Betran (32)	
Rebounds:	3 Tied (5)	Horton (16)	
Assists:	Smith (4)	Smith/Dyson (5)	
Steals:	6 Tied (1)	Betran/Garmon (2)	
Blocks:	Mopo (2)	Horton (4)	

SKYHAWKS LEAVE IT ALL ON THE FLOOR BUT FALL 88-85 TO APSU ON SENIOR NIGHT

The University of Tennessee at Martin men's basketball team gave a valiant effort but Austin Peay made enough plays down the stretch to claim a slim 88-85 win at the Kathleen and Tom Elam Center.

Before the game, UT Martin recognized its five seniors for their career contributions. Those same five – Mike Liabo, Justin Childs, Bobby Jones, Pierre Mopo and Omari Minor – served as the starters and helped the Skyhawks build an 11-0 lead through four-plus minutes of the contest. The score was knotted at 38-all at the half before Austin Peay outgunned UT Martin by a 50-47 margin in the final 20 minutes of play.

Terence Smith registered his ninth career 20-point performance, tallying 20 points while sinking five of his nine field goal attempts (including four 3-pointers) and adding a perfect 6-for-6 effort from the charity stripe. Dee Oldham continued his recent scoring surge with 18 points on 7-of-11 shooting (4-for-7 from three-point range).

Jones, Liabo and Myles Taylor each added nine points apiece to lead UT Martin, who made 11 three-pointers. It marked the sixth time the Skyhawks had knocked down double-digit trifectas in a single game this year.

Austin Peay was led by Travis Betran's game-high 32 points. Chris Horton accumulated a double-double with 20 points and 16 rebounds while Will Triggs scored 14 points for the Governors.

GAME-BY-GAME STARTERS

Date	Opponent	G	G	G	G/F	F
Nov. 8	at Wyoming	Newell	Smith	Childs	Martinez	Dowdell
Nov. 10	at Colorado	Newell	Smith	Childs	Martinez	Dowdell
Nov. 13	at Arkansas State	Newell	Smith	Childs	Martinez	Dowdell
Nov. 15	Rochester College	Newell	Smith	Childs	Martinez	Dowdell
Nov. 17	at Florida State	Newell	Smith	Childs	Martinez	Dowdell
Nov. 20	Kansas City	Newell	Smith	Oldham	Martinez	MTaylor
Nov. 22	Jackson State	Newell	Smith	Oldham	Martinez	MTaylor
Nov. 25	Lipscomb	Newell	Smith	Oldham	Martinez	MTaylor
Nov. 27	Bethel	Newell	Smith	Oldham	Martinez	MTaylor
Nov. 30	at UNLV	Newell	Smith	Liabo	Martinez	MTaylor
Dec. 4	at Samford	Newell	Smith	Richardson	Mopo	Dowdell
Dec. 7	Northern Kentucky	Newell	Smith	Richardson	Mopo	Dowdell
Dec. 16	at Presbyterian	Newell	Smith	Richardson	Mopo	Dowdell
Dec. 19	at Arkansas	Newell	Smith	Richardson	Mopo	Dowdell
Dec. 21	Southeastern Louisiana	Newell	Smith	Richardson	Mopo	MTaylor
Dec. 30	at Jacksonville State*	Childs	Smith	Liabo	Martinez	MTaylor
Jan. 2	at Austin Peay*	Childs	Smith	Liabo	Dowdell	MTaylor
Jan. 5	at Murray State*	Newell	Smith	Childs	Oldham	MTaylor
Jan. 11	Belmont*	Newell	Smith	Childs	Oldham	MTaylor
Jan. 13	Tennessee State*	Newell	Smith	Childs	Oldham	MTaylor
Jan. 18	at Morehead State*	Newell	Smith	Childs	Oldham	MTaylor
Jan. 23	Eastern Illinois*	Newell	Smith	Childs	Oldham	MTaylor
Jan. 25	SIU Edwardsville*	Newell	Smith	Childs	Oldham	MTaylor
Jan. 30	at Eastern Kentucky*	Newell	Smith	Childs	Oldham	MTaylor
Feb. 6	at Eastern Illinois*	Newell	Richardson	Childs	Dowdell	MTaylor
Feb. 8	at SIU Edwardsville*	Newell	Richardson	Jones	Oldham	MTaylor
Feb. 12	at Southeast Missouri*	Richardson	Smith	Liabo	Rowe	MTaylor
Feb. 20	Tennessee Tech*	Richardson	Smith	Liabo	Rowe	MTaylor
Feb. 22	Southeast Missouri*	Richardson	Smith	Oldham	Martinez	MTaylor
Feb. 27	Murray State*	Richardson	Smith	Oldham	Martinez	MTaylor
March 1	Austin Peay*	Minor	Jones	Childs	Liabo	Mopo

UT MARTIN'S RECORD WHEN...

Playing at home	5-9
Playing on the road	3-13
Playing on a neutral floor	0-0
Playing day games	2-7
Playing night games	6-15
Playing in November	2-8
Playing in December	3-3
Playing in January	2-6
Playing in February	1-5
Playing in March	0-0
Playing on a Monday	2-2
Playing on a Tuesday	0-0
Playing on a Wednesday	3-2
Playing on a Thursday	1-6
Playing on a Friday	1-2
Playing on a Saturday	1-7
Playing on a Sunday	0-3
Playing in overtime	0-0
Playing in double overtime	0-0
Playing in triple overtime	0-0
Leading at halftime	5-3
Trailing at halftime	2-19
Tied at halftime	1-0
Game is decided by single digits	3-8
Game is decided by 10 or more points	5-14
Leading with 5 minutes left in second half	5-3
Trailing with 5 minutes left in second half	3-19
Tied with 5 minutes left in second half	0-0
Leading with 2 minutes left in second half	7-0
Trailing with 2 minutes left in second half	0-20
Tied with 2 minutes left in second half	1-2
Scoring 60 or less points	0-3
Scoring 61-70 points	0-8
Scoring 71-80 points	4-8
Scoring 81 or more points	4-3
Shooting under 40 percent	1-12
Shooting 40-50 percent	4-8
Shooting over 50 percent	3-2
Opponent shoots under 40 percent	1-0
Opponent shoots 40-50 percent	4-6
Opponent shoots over 50 percent	3-16
Making more 3-pointers than opponent	6-7
Making less 3-pointers than opponent	2-11
Shooting more free throws than opponent	5-7
Opponent shoots more free throws	2-15
Outrebounding opponent	3-4
Opponent outrebounds UT Martin	4-17
Forcing more turnovers than committing	8-12
Committing more turnovers than opponent	0-9

OHIO VALLEY CONFERENCE

Now in its 67th year, the Ohio Valley Conference continues to build on the success that has made it the nation's eighth-oldest NCAA Division I conference.

In May 2011 the Conference expanded for the second time in four years, adding Belmont University which began competition in the 2012-13 academic year. The addition of Belmont gave the OVC 12 members, the most the league has had at one time in its illustrious history. The move added a second team in the city of Nashville and was the first addition to the league since Southern Illinois University Edwardsville joined in 2008. Subsequently, the league has shown its stability over the past decade, seeing only one member institution depart over the past 14 years.

The 2009-10 school year saw a change in leadership as Beth DeBauche was named the seventh full-time Commissioner in league history on July 28, 2009. The last three commissioners of the OVC have moved onto jobs as the commissioner of the Big Ten, Big 12 and the Mid-American Conferences.

In 1955, the OVC became only the second six-member league nationally to earn an automatic bid to the prestigious NCAA Men's Basketball Tournament, which, at that time, was limited to only 24 participants. The Conference quickly proved worthy of that bid, as Morehead State defeated Marshall (107-92) and Wayne State (95-84) in the 1956 tournament.

Fifteen years later, former OVC member Western Kentucky became the first and only Conference team to reach the Final Four. The Hilltoppers defeated Jacksonville, Kentucky and Ohio State before losing to Villanova in double overtime in the national semifinals. WKU went on to finish in third place after beating Kansas 77-75 in the consolation game.

Since that time, the OVC has recorded some of the biggest upsets in the history of the NCAA Tournament. Perhaps the most famous moment came in 1987, when Austin Peay came from fourth place in the regular season to win the OVC Tournament and earn the league's automatic bid. The Governors drew powerful Illinois, and were such big underdogs, that ESPN broadcaster Dick Vitale promised to stand on his head if APSU won the game. After a 68-67 victory over the Illini, and a narrow 90-87 overtime loss to eventual Final Four participant Providence in the second round, Vitale made good on his promise in a visit to Clarksville two months later.

Murray State added to the OVC's string of upsets in 1988 when it knocked off 14th-ranked North Carolina State, 78-75. The Racers' M&M Boys - Jeff Martin and Don Mann - combined for 39 points in the win. MSU nearly went on to the Sweet 16 that year, losing to eventual national champion Kansas, 61-58. A bank shot by Mann that would've given the Racers a one-point lead rolled off the rim with three seconds left. In 1990 as a No. 16 seed, Murray State took No. 1 seed Michigan State into overtime before falling 75-71; that game still marks the closest a No. 16 seed has come to knocking off a No. 1 in men's tournament

action. More recently, Murray State has dominated the OVC Tournament, reaching the championship game every year in the 1990's. The Racers' 15 OVC Tournament Championships are the most among all OVC schools.

After former member Middle Tennessee State won a first round game in 1989, the league had a drought as no other OVC team won a NCAA Tournament game for the next 19 years. But Morehead State, coming off a thrilling double overtime OVC Tournament victory over Austin Peay, topped Alabama State 58-43 in the Opening Round game at University of Dayton Arena in Dayton, Ohio. The game was played in front of an Opening Round record crowd of 11,346; that crowd included many MSU fans who made the three-hour drive from Morehead for the game.

In 2009-10, Murray State made OVC history by winning a record 31 games (31-5) on its way to the league's regular season and tournament championships. In the first round of the NCAA Tournament, the No. 13 seed Racers topped Vanderbilt in thrilling fashion when senior Danero Thomas hit a jumper as time expired to lift MSU to a 66-65 victory. It marked the first OVC team to advance to the second round of the NCAA Tournament since 1989, and snapped a skid of 71-straight losses to Southeastern Conference foes (dating back to 2000-01). In the second round the Racers pushed eventual national runner-up Butler to the brink before losing 54-52.

In 2010-11 Morehead State would make it three NCAA Tournament wins in as many years for the league and got a bit of revenge for the 2009 tournament loss to Louisville in the process. After finishing second in the regular season and winning the OVC Tournament Championship, the No. 13 seeded Eagles were shipped to Denver to play the in-state foe Cardinals. MSU jumped out to a 15-2 advantage but were down four points (61-57) with just over a minute to play in regulation. After two free throws from two-time OVC Player of the Year Kenneth Faried, the Eagles held for one final shot attempt and senior Demonte Harper pulled up off a cross-over dribble to nail a 3-pointer with 4.3 seconds left that gave Morehead State a 62-61 lead. UofL had one last attempt but Faried blocked the Cardinals last shot, giving MSU the win, its first over Louisville since the 1956-57 season.

In 2011-12 Murray State put together one of the greatest seasons in OVC history, beginning the year 23-0 (an all-time OVC best) and being ranked as high as No. 7 in the coaches poll on Feb. 6. The squad was the first OVC team to be nationally-ranked since Murray State was ranked in 1997-98; in addition the top 10 ranking was the first for an OVC team since the 1970-71 campaign (WKU). The Racers would top nationally-ranked Memphis and Saint Mary's during the season and win the league's regular season and tournament championships. MSU earned a No. 6 seed in NCAA Tournament, the highest-ever seed for an OVC team since the NCAA began seeding the field in 1979. The Racers would top Colorado State 58-41 in the second round before falling to Marquette in the third round. Murray State would win 31 games

overall, tying the OVC all-time record the Racers set in 2009-10.

After the Murray State win in 2011-12, the league had won NCAA Tournament games in four-straight seasons, something that had never happened in league history (three-game winning streaks from 1960-62 and 1987-89 had been the previous best streaks). Over that time period (2009-12) the OVC was one of just nine conferences nationally to win a NCAA Tournament game in each season and one of only three non-BCS leagues (joining the Atlantic 10 and WCC) to do so.

During the 2010-11 year Faried, the nation's leading rebounder during the season, became the NCAA's Modern Era (since 1973) career rebounding leader, totaling 1,673 rebounds which passed Tim Duncan for the record (he is 11th all-time in NCAA history). Faried also finished his career with 86 double-doubles, second all-time to only Duncan. He is one of only six players in NCAA history to finish with 2,000-plus career points (2,009) and 1,600-plus career rebounds. Faried was drafted 22nd overall by the Denver Nuggets in the 2011 NBA Draft, becoming the first OVC player selected in the first round since Tennessee State's Carlos Rogers 1994.

In 2007-08, UT Martin guard Lester Hudson became the first men's Division I player to record a quadruple-double in a game, when he registered 25 points, 12 rebounds, 10 assists and 10 steals in a victory over Central Baptist College. Hudson, who ranked fourth in scoring nationally as a junior, returned for his senior season in 2008-09 and was second nationally in scoring (behind Davidson's Stephen Curry) at 27.5 points a contest. Hudson earned numerous honors (including OVC Player of the Year and OVC Male Athlete of the Year in each 2008 and 2009 and All-American status from several outlets) before being drafted by the Boston Celtics with the No. 58 pick of the 2009 NBA Draft.

Current OVC representatives include charter members Eastern Kentucky University, Morehead State University and Murray State University, along with Austin Peay State University, Belmont University, Eastern Illinois University, Jacksonville State University, Southeast Missouri State University, Southern Illinois University Edwardsville, Tennessee State University, Tennessee Technological University and the University of Tennessee at Martin.



BETH DeBAUCHE
Commissioner

BRAD WALKER
Associate
Commissioner/
Operations

JENNIFER GIBBS
Assistant
Commissioner/
Championships

KYLE SCHWARTZ
Assistant
Commissioner/
Media Relations

BRIAN PULLEY
Assistant
Commissioner/
External Affairs

STEPHANIE CASTERA
Assistant
Commissioner/
Institutional
Services

HEATHER BROWN
Director/
Media Relations

JON KUKA
Director/
OVC Sport
Properties

BRYCE ROBINSON
Director/
Compliance and
Digital Media

JENNY KULCHAR
Administrative
Assistant



ALL TIME RECORDS

SEASON/CAREER RECORDS

INDIVIDUAL SEASON RECORDS

Points				Free Throws Attempted			
1.	880	Lester Hudson	2008-09	1.	210	Marcus Glass	1985-86
2.	847	Lester Hudson	2007-08	2.	194	Myles Taylor	2012-13
3.	664	Mike Meschede	1987-88	3.	190	Jared Newson	2004-05
4.	625	Marcus Glass	1985-86	4.	188	Tim Britt	1991-92
5.	616	Michael Hart	1995-96	t5.	182	Mike Meschede	1987-88
6.	573	Jerry Davis	1982-83	t5.	182	Jared Newson	2005-06
7.	565	Marquis Weddle	2007-08	7.	176	Jerry Davis	1982-83
8.	546	Mitch Stentiford	1983-84	8.	173	Jeremy Kelly	2005-06
9.	528	Gus Rudolph	1982-83	9.	172	Michael Hart	1995-96
10.	527	Jared Newson	2005-06	t10.	169	Roy Cotton	1986-87
				t10.	169	Lester Hudson	2007-08

Field Goals Made			
1.	313	Lester Hudson	2008-09
2.	291	Lester Hudson	2007-08
3.	246	Michael Hart	1995-96
4.	235	Marcus Glass	1985-86
5.	227	Jerry Davis	1982-83
t6.	214	Mitch Stentiford	1983-84
t6.	214	Gus Rudolph	1982-83
t8.	213	Larry Carter	1976-77
t8.	213	Don McDonald	1969-70
10.	209	Mike Meschede	1987-88

Rebounds			
1.	320	Marcus Glass	1985-86
2.	315	Gus Rudolph	1982-83
3.	313	Mike Rudolphi	1968-69
t4.	305	Darrell Smith	1980-81
t4.	305	Mike Rudolphi	1969-70
6.	291	Fred Sanders	1972-73
7.	267	Roy Cotton	1987-88
8.	262	Darrell Smith	1981-82
9.	259	Lester Hudson	2007-08
10.	255	Ryan DeMichael	1997-98

Field Goals Attempted			Assists				
1.	697	Lester Hudson	2008-09	1.	209	Larry Martin	1982-83
2.	627	Lester Hudson	2007-08	t2.	160	Eric Rivers	1985-86
3.	506	Marcus Glass	1985-86	t2.	160	Larry Martin	1981-82
4.	487	Marquis Weddle	2007-08	4.	159	Kyle Herrin	1984-85
5.	469	Mike Meschede	1987-88	5.	158	Delrico Lane	2008-09
6.	456	Don McDonald	1969-70	6.	155	Jair Peralta	2001-02
7.	449	Mitch Stentiford	1983-84	t7.	148	Ryan Owens	1995-96
8.	448	Mike Liabo	2011-12	t7.	148	Lester Hudson	2007-08
9.	436	Michael Hart	1995-96	9.	146	Tyler George	2003-04
10.	420	Gus Rudolph	1982-83	10.	143	Arthur Bovkin	1974-75

3-Point Field Goals Made			
1.	124	Lester Hudson	2007-08
2.	106	Lester Hudson	2008-09
3.	99	Marquis Weddle	2007-08
4.	98	Earl Bullock	2002-03
5.	94	Mike Meschede	1987-88
6.	92	Marquis Weddle	2008-09
7.	91	DeWayne Powell	1995-96
t8.	77	Mike Hansen	1988-89
t8.	77	DeWayne Powell	1994-95
10.	76	DeWayne Powell	1993-94

10.	143	Arthur Boykin	1974-75
Blocks			
1.	78	Jack Bendure	1969-70
2.	74	Jeremy Sargent	2001-02
3.	66	Jack Bendure	1970-71
t4.	52	Ryan DeMichael	1997-98
t4.	52	Jeremy Sargent	2000-01
6.	50	Roy Cotton	1987-88
7.	49	Ryan DeMichael	1998-99
t8.	39	Jack Bendure	1971-72

3-Point Field Goals Attempted				t10.38	Roy Cotton	1986-87	
1.	320	Lester Hudson	2007-08	t10.38	Marcus Glass	1985-86	
2.	299	Lester Hudson	2008-09	t10.38	Fred Sanders	1972-73	
3.	294	Marquis Weddle	2007-08	Steals			
4.	278	Earl Bullock	2002-03	1.	94	Lester Hudson	2007-08
5.	273	Marquis Weddle	2008-09	2.	75	Lester Hudson	2008-09
6.	251	DeWayne Powell	1995-96	t3.	74	William McFadden	1996-97
t7.	223	Mike Liabo	2011-12	t3.	74	Andrae Betts	1999-00
t7.	223	Mike Meschede	1987-88	5.	73	Larry Martin	1981-82
9.	201	DeWayne Powell	1993-94	6.	72	Delrico Lane	2008-09
10.	195	Mike Liabo	2012-13				

Free Throws Made			
1.	150	Marcus Glass	1985-86
2.	148	Lester Hudson	2008-09
3.	147	Mike Meschede	1987-88
4.	145	Myles Taylor	2012-13
t5.	141	Jared Newson	2004-05
t5.	141	Lester Hudson	2007-08
7.	134	Benzor Simmons	2010-11
8.	133	Jeremy Kelly	2005-06
9.	129	Jared Newson	2005-06
t10.	125	Terence Smith	2013-14
t10.	125	Myles Taylor	2011-12
t10.	125	Tim Britt	1991-92

CAREER RECORDS

Points				Free Throws Attempted			
1.	1729	Mike Meschede	1984-88	1.	526	Jared Newson	2003-06
2.	1727	Lester Hudson	2007-09	2.	514	Myles Taylor	2011-active
3.	1626	DeWayne Powell	1992-96	3.	510	Mike Meschede	1984-88
4.	1523	Mike Liabo	2010-14	4.	420	Benzor Simmons	2007-11
5.	1347	Jared Newson	2003-06	5.	412	Cleve Woodfork	2003-07
6.	1332	Mitch Stentiford	1981-84	6.	378	Jeremy Kelly	2001-06
7.	1304	Marquis Weddle	2007-10	7.	361	Terence Smith	2010-14
8.	1264	Myles Taylor	2011-active	t8.	348	Tim Britt	1991-93
9.	1213	Jeremy Kelly	2001-06	t8.	348	Don Hubbard	1978-82
10.	1130	Benzor Simmons	2007-11	10.	344	Mitch Stentiford	1981-84

Field Goals Made			Rebounds				
1.	604	Lester Hudson	2007-09	1.	794	Mike Rudolphi	1967-70
2.	575	Mike Meschede	1984-88	2.	649	Ryan DeMichael	1995-00
3.	529	Mike Liabo	2010-14	3.	592	Will Lewis	2003-07
4.	525	Mitch Stentiford	1981-84	4.	567	Darrell Smith	1980-82
5.	522	DeWayne Powell	1992-96	5.	564	Marcus Glass	1984-86
6.	458	Marquis Weddle	2007-10	6.	545	Cleve Woodfork	2003-07
7.	452	Jared Newson	2003-06	7.	535	Jared Newson	2003-06
8.	443	Michael Hart	1994-96	8.	532	Myles Taylor	2011-active
9.	432	Don Hubbard	1978-82	9.	513	Lester Hudson	2007-09
10.	431	Marcus Glass	1984-86	10.	503	Roy Cotton	1986-88

Field Goals Attempted				Assists			
1.	1421	Mike Liabo	2010-14	1.	424	Kyle Herrin	1983-87
1.	1324	Lester Hudson	2007-09	2.	369	Larry Martin	1981-83
2.	1272	Mike Meschede	1984-88	3.	359	Jeremy Kelly	2001-06
3.	1206	DeWayne Powell	1992-96	4.	339	Arthur Boykin	1972-75
4.	1186	Marquis Weddle	2007-10	5.	330	DeWayne Powell	1992-96
6.	1054	Mitch Stentiford	1981-84	6.	287	Terry Percy	1974-78
7.	1016	Jared Newson	2003-06	7.	283	Lester Hudson	2007-09
8.	1003	Jeremy Kelly	2001-06	8.	260	Andrae Betts	1998-00
9.	913	Don Hubbard	1978-82	9.	257	Mike Meschede	1984-88
10.	880	Myles Taylor	2011-active	10.	247	Mike Liabo	2010-14

3-Point Field Goals Made				Blocks			
1.	302	DeWayne Powell	1992-96	1.	183	Jack Bendure	1969-72
2.	246	Mike Liabo	2010-14	2.	126	Jeremy Sargent	2000-02
3.	239	Marquis Weddle	2007-10	t2.	126	Ryan DeMichael	1995-99
4.	230	Lester Hudson	2007-09	4.	88	Roy Cotton	1986-88
5.	152	Earl Bullock	2002-05	5.	77	Fred Sanders	1971-73
6.	147	Demarko Wright	1993-97	6.	70	Marcus Glass	1984-86
7.	144	Mike Meschede	1984-88	7.	64	Will Lewis	2003-07
8.	122	Jeremy Kelly	2001-06	8.	62	Myles Taylor	2011-active
9.	101	Terence Smith	2010-14	9.	60	Kenan Asceric	2000-04
t10.	89	Marcus Washington	1988-92	10.	54	Andres Irarrazabal	2007-11
t10.	89	Okechi Egbe	2000-03				

3-Point Field Goals Attempted				Steals			
1.	763	DeWayne Powell	1992-96	1.	263	DeWayne Powell	1992-96
2.	723	Mike Liabo	2010-14	2.	175	Jeremy Kelly	2001-06
3.	704	Marquis Weddle	2007-10	3.	169	Lester Hudson	2007-09
4.	619	Lester Hudson	2007-09	4.	154	Mike Meschede	1984-88
5.	470	Earl Bullock	2002-05	5.	132	Andrae Betts	1998-00
6.	423	Jeremy Kelly	2001-06	6.	131	Larry Martin	1981-83
7.	368	Demarko Wright	1993-97	7.	128	Jared Newson	2003-06
8.	335	Mike Meschede	1984-88	8.	120	Marcus Washington	1988-92
9.	292	Reuben Clayton	2008-11	9.	117	Jon Roos	1999-03
10.	253	Terence Smith	2010-14	10.	116	Reuben Clayton	2008-11

Free Throws Made			
1.	415	Mike Meschede	1984-88
2.	383	Myles Taylor	2011-active
3.	378	Jared Newson	2003-06
4.	341	Benzor Simmons	2007-11
5.	292	Terence Smith	2010-14
6.	289	Lester Hudson	2007-09
7.	284	Cleve Woodfork	2003-07
8.	282	Mitch Stentiford	1981-84
9.	280	DeWayne Powell	1992-96
10.	263	Don Hubbard	1978-82

SEASON/CAREER/GAME RECORDS

Team Game Records

- **Most Points:** 129 vs. Miles (12-17-86)
- **Most Field Goals Made:** 51 vs. Union (2-27-73); vs. Lambuth (11-22-82)
- **Most Field Goals Attempted:** 98 vs. North Central (12-3-80)
- **Best Field Goal Percentage:** .672 (41 of 61) vs. Tennessee State (1-11-03)
- **Most 3-Point Field Goals Made:** 15 (of 31) vs. Morehead State (12-17-07)
- **Most 3-Point Field Goals Attempted:** 37 (14 made) vs. Samford (3-4-08)
- **Most Free Throws Made:** 48 (of 67) vs. Cumberland (11-30-87)
- **Most Free Throws Attempted:** 67 (48 made) vs. Cumberland (11-30-87)
- **Best Free Throw Percentage:** 1.000 (16 of 16) vs. Christian Brothers (11-29-99); (16 of 16) at Southeast Missouri (2-26-05)
- **Most Rebounds:** 68 vs. Union (2-19-74); vs. Troy State (2-24-79)
- **Most Assists:** 37 vs. Bethel (12-14-02)
- **Most Blocks:** 11 vs. Jackson State (11-22-13); vs. Bethel (12-3-01); vs. Union (1-17-70)
- **Most Steals:** 24 vs. Maryville (11-14-08)
- **Largest Victory:** 76 points (113-37) vs. St. Louis Christian (1-5-91)
- **Largest Defeat:** 74 points (124-50) at Kentucky (11-26-94)

Team Season Records

- **Most Points:** 2,560 (2007-08)
- **Most Field Goals Made:** 933 (of 1,799), 1982-83
- **Most Field Goals Attempted:** 2,031 (892 made), 2007-08
- **Best Field Goal Percentage:** .521 (826 of 1,585), 1984-85
- **Most 3-Point Field Goals Made:** 309 (of 897), 2007-08
- **Most 3-Point Field Goals Attempted:** 897 (309 made), 2007-08
- **Most Free Throws Made:** 557 (of 776), 1983-84
- **Most Free Throws Attempted:** 776 (557 made), 1983-84
- **Best Free Throw Percentage:** 74.2 (475 of 640), 2012-13
- **Most Rebounds:** 37.2 avg. (1,227 total in 33 games), 2007-08
- **Most Assists:** 472, 1985-86; 2001-02
- **Most Blocks:** 133, 1969-70
- **Most Steals:** 310, 2001-02

Individual Game Records


- **Most Points:** 44, Okechi Egbe vs. Bethel (11-20-00)
- **Most Field Goals Made:** 18 (of 25), Larry Carter vs. Freed-Hardeman (1-29-76)
- **Most Field Goals Attempted:** 31 (15 made) Jim Martin vs. Chattanooga (2-13-74)
- **Best Field Goal Percentage:** 1.000 (10 of 10), Jack King vs. Christian Brothers (11-27-57)
- **Most 3-Point Field Goals Made:** 10 (of 14), Mike Meschede vs. Mississippi College (1-16-88)

- **Most 3-Point Field Goals Attempted:** 21 (9 made), Marquis Weddle vs. Samford (3-4-08)
- **Most Free Throws Made:** 17 (of 19), Mitch Stentiford vs. Southeast Missouri (1-3-84)
- **Most Free Throws Attempted:** 24, Marcus Glass vs. Bethel (12-2-85)
- **Best Free Throw Percentage:** 1.000 (14 of 14), Benzor Simmons at Eastern Kentucky (12-4-10)
- **Most Rebounds:** 27, Darrell Smith vs. Maryville (12-20-80)
- **Most Assists:** 16, Kyle Herrin vs. Miles (12-17-86)
- **Most Blocked Shots:** 11, Jack Bendure vs. Union (1-17-70)
- **Most Steals:** 10, Lester Hudson vs. Central Baptist (11-13-07)
- **Quadruple Doubles:** 1, Lester Hudson (25 points, 12 rebounds, 10 assists and 10 steals) vs. Central Baptist (11-13-07)

Miscellaneous Records

- **Most Consecutive Free Throws:** 27, Lester Hudson (2008-09); Dee Oldham (2013-14)
- **Most Victories in a Season:** 22 (2008-09)
- **Longest Winning Streak at Home:** 25 (1981-82 to 1982-83, 1983-84 to 1984-85)
- **Highest Scoring Average:** 84.4 (1985-86)
- **Lowest Scoring Average:** 57.4 (1981-82)
- **Lowest Scoring Game:** UT Martin 17, Delta State 11 (3-1-83)
- **Most Home Wins in a Season:** 18 (1985-86)
- **School's Longest Winning Streak:** 11 (2008-09 and 1985-86)

**Includes only performances against four-year colleges.*



Skyhawk guard Lester Hudson tallied the NCAA's first-ever quadruple-double on Nov. 13, 2007 against Central Baptist. The Memphis native recorded a final line of 25 points, 12 rebounds, 10 assists and 10 steals in the 116-74 UT Martin victory.

NOTABLE SKYHAWKS

First Team All-OVC

Michael Hart	1995-96
Ryan DeMichael	1997-98
Jared Newson	2005-06
Lester Hudson	2007-08
Lester Hudson	2008-09

Second Team All-OVC

Tim Britt.....	1992-93
DeWayne Powell	1993-94
DeWayne Powell	1994-95
Michael Hart	1994-95
DeWayne Powell	1995-96
Ryan DeMichael	1998-99
Brian Foster	2000-01
Brian Foster	2001-02
Gerald Robinson.....	2007-08

Third Team All-OVC

Jeremy Sargent	2001-02
Earl Bullock.....	2002-03
Joey Walker	2002-03
Jared Newson	2003-04

OVC All-Newcomer

DeWayne Powell	1992-93
Michael Hart	1994-95
Gerald Robinson.....	2006-07
Lester Hudson	2007-08
Marquis Weddle.....	2007-08
Delrico Lane.....	2008-09
Myles Taylor.....	2011-12

OVC All-Tournament

Lester Hudson	2007-08
Lester Hudson	2008-09

OVC Player of the Year

Lester Hudson	2007-08
Lester Hudson	2008-09

OVC Male Athlete of the Year

Lester Hudson	2007-08
Lester Hudson	2008-09

OVC Freshman of the Year

Okechi Egbe	1999-00
Marquis Weddle	2007-08
Myles Taylor.....	2011-12

OVC Newcomer of the Year

Michael Hart	1994-95
Brian Foster	2000-01
Earl Bullock.....	2002-03

OVC Coach of the Year

Cal Luther	1995-96
Bret Campbell.....	2008-09

Division II All-Americans

Marcus Glass.....	1985-86
<i>Basketball Times Third Team</i>	

Division I All-Americans

Lester Hudson	2007-08
<i>Associated Press Honorable Mention</i>	
<i>CollegeInsider.com</i>	
<i>CollegeHoops.net Second Team</i>	
Lester Hudson	2008-09
<i>Associated Press Honorable Mention</i>	
<i>FoxSports.com Mid-Major</i>	
<i>NaismithLives.com All-Mid Major</i>	
<i>CollegeInsider.com All-American</i>	
<i>Lowe's Senior CLASS All-American</i>	

All-GSC First Team

Fred Sanders	1972-73
Jim Martin	1973-74
Larry Carter	1976-77
Larry Brooks	1981-82
Darrell Smith.....	1981-82
Jerry Davis.....	1982-83
Gus Rudolph.....	1982-83
Mitch Stentiford	1982-83
Marcus Glass.....	1985-86
Mike Meschede.....	1986-87
Mike Meschede.....	1987-88
Roy Cotton	1987-88
Shannon Redmond	1989-90

All-GSC Second Team

Jack Bendure	1971-72
Marcus McLemore.....	1971-72
Vic Quinn	1972-73
Joe Boddie	1977-78
Don Hubbard.....	1979-80
Don Hubbard.....	1980-81

GSC Coach of the Year

Tom Hancock.....	1982-83
------------------	---------

GSC Player of the Year

Jerry Davis.....	1982-83
Mike Meschede.....	1987-88

GSC Rookie of the Year

Shannon Redmond	1989-90
-----------------------	---------

OVC Championships

2008-09	22-10 (14-4 OVC)
---------------	------------------

GSC Championships

1982-83	21-10 (11-3 GSC)
1987-88	20-8 (12-4 GSC)

Ohio Valley Conference Weekly Recipients

Player of the Week

Michael Hart (1-8-95)
Dewayne Powell (2-26-95)
Michael Hart (12-10-95)
Michael Hart (1-7-96)
Michael Hart (2-4-96)
Hayden Prescott (1-2-01)
Joey Walker (11-25-02)
JC Howe (12-16-02)
Joey Walker (1-13-03)
Jeremy Kelly (11-21-05)
Jared Newson (12-5-05)
Jared Newson (2-6-06)
Jared Newson (2-13-06)
Gerald Robinson (2-12-07)
Lester Hudson (11-12-07)
Lester Hudson (11-19-07)
Lester Hudson (1-14-08)
Gerald Robinson (1-28-08)
Lester Hudson (2-11-08)
Gerald Robinson (2-18-08)
Gerald Robinson (2-25-08)
Lester Hudson (11-17-08)
Lester Hudson (12-22-08)
Lester Hudson (12-29-08)
Lester Hudson (1-5-09)
Lester Hudson (1-12-09)
Lester Hudson (1-19-09)
Lester Hudson (2-9-09)
Benzor Simmons (12-21-09)
Marquis Weddle (12-28-09)
Myles Taylor (2-4-13)

Newcomer of the Week

Michael Hart (2-5-95)
Michael Hart (2-19-95)
Jason Ohlsen (1-4-98)
Steve Sensabaugh (1-24-00)
Jeremy Sargent (11-27-00)
Jair Peralta (11-19-01)
Brian Foster (1-22-01)
Brian Foster (2-5-01)
Brian Foster (2-12-01)
Brian Foster (2-19-01)
JC Howe (12-16-02)
Earl Bullock (12-23-02)
Earl Bullock (2-3-03)
JC Howe (2-24-03)
Justin Smith (11-24-03)
Jared Newson (12-15-03)
Justin Smith (12-22-03)
Jared Newson (2-2-04)
Gerald Robinson (11-13-06)
Gerald Robinson (12-4-06)
Gerald Robinson (2-19-07)
Djero Riedewald (12-10-07)
Lester Hudson (1-2-08)
Lester Hudson (1-7-08)
Lester Hudson (1-21-08)
Lester Hudson (1-28-08)
Djero Riedewald (2-11-08)
Lester Hudson (2-18-08)
Delrico Lane (12-22-08)
Delrico Lane (12-29-08)
Reuben Clayton (2-9-09)

Freshman of the Week

Dewayne Powell (1-25-93)
Steve Wright (12-5-93)
Ryan Owens (1-7-96)
Ryan Owens (2-4-96)
Andrae Betts (1-18-99)
Andrae Betts (2-8-99)
Okechi Egbe (1-17-00)
Okechi Egbe (1-24-00)
Will Lewis (12-15-03)
Marquis Weddle (11-19-07)
Marquis Weddle (11-26-07)
Marquis Weddle (12-3-07)
Marquis Weddle (1-7-08)
Marquis Weddle (2-4-08)
Marquis Weddle (2-18-08)
Mike Liabo (11-29-10)
Mike Liabo (12-6-10)
Troy King (12-13-10)
Terence Smith (12-27-10)
Troy King (1-17-11)
Terence Smith (1-31-11)
Troy King (2-21-11)
Mike Liabo (2-28-11)
Myles Taylor (11-21-11)
Myles Taylor (12-12-11)
Myles Taylor (12-19-11)
Myles Taylor (12-26-11)
Myles Taylor (2-6-12)

ALL-TIME 1,000 POINT SCORERS

#13 MIKE MESCHDE (1984-88)

1,729 POINTS



GUARD, 6-4, 200, MERRILLVILLE, IND.

YEAR	GP-GS	FG-FGA	PCT	3FG-FGA	PCT	FT-FTA	PCT	REB	RPG	PTS	PPG
1984-85	28-6	85-169	.503	----	----	69-89	.775	44	1.5	239	8.5
1985-86	26-26	137-315	.435	----	----	107-122	.887	92	3.5	396	15.2
1986-87	26-17	144-319	.451	50-112	.446	92-117	.786	101	3.9	430	16.5
1987-88	28-28	209-469	.445	94-223	.422	147-182	.807	83	2.9	664	23.7
4 years	108-77	575-1272	.452	144-335	.430	415-510	.814	320	2.9	1729	16.0

#5 LESTER HUDSON (2007-09)

1,727 POINTS




GUARD, 6-2, 190, MEMPHIS, TENN.

YEAR	GP-GS	FG-FGA	PCT	3FG-FGA	PCT	FT-FTA	PCT	REB	RPG	PTS	PPG
2007-08	33-32	291-627	.464	124-320	.388	141-169	.834	259	7.8	847	25.7
2008-09	32-32	313-697	.449	106-299	.355	148-168	.881	254	7.9	880	27.5
2 years	65-64	604-1324	.456	203-619	.372	289-337	.858	513	7.9	1727	26.6

#11 DEWAYNE "POOH" POWELL (1992-96)

1,626 POINTS




GUARD, 6-2, 160, FORT WAYNE, IND.

YEAR	GP-GS	FG-FGA	PCT	3FG-FGA	PCT	FT-FTA	PCT	REB	RPG	PTS	PPG
1992-93	26-26	91-218	.417	58-135	.430	61-78	.782	72	2.8	301	11.6
1993-94	27-27	147-355	.414	76-201	.378	75-88	.852	65	2.4	445	16.5
1994-95	27-27	131-268	.489	77-178	.433	68-89	.764	91	3.4	407	15.1
1995-96	27-27	153-365	.419	91-251	.363	76-102	.745	71	2.6	473	17.5
4 years	107-107	522-1206	.433	302-765	.395	280-357	.784	299	2.8	1626	15.2

#10/12 MIKE LIABO (2010-14)

1,523 POINTS



GUARD/FORWARD, 6-6, 195, NAPLES, FLA.

YEAR	GP-GS	FG-FGA	PCT	3FG-FGA	PCT	FT-FTA	PCT	REB	RPG	PTS	PPG
2010-11	33-13	138-349	.395	52-157	.331	41-59	.695	107	3.2	369	11.2
2011-12	30-22	156-448	.348	68-223	.305	77-96	.802	120	4.0	457	15.2
2012-13	30-16	131-353	.371	74-195	.379	67-87	.770	95	3.2	403	13.4
2013-14	24-6	104-271	.384	52-148	.351	34-42	.810	56	2.3	294	12.3
4 years	117-57	529-1421	.372	246-723	.340	219-284	.771	378	3.2	1523	13.0

#1 JARED NEWSON (2003-06)

1,347 POINTS




FORWARD, 6-5, 215, BELLEVILLE, ILL.

YEAR	GP-GS	FG-FGA	PCT	3FG-FGA	PCT	FT-FTA	PCT	REB	RPG	PTS	PPG
2003-04	28-16	136-297	.458	24-61	.393	108-154	.701	166	5.9	404	14.4
2004-05	27-27	135-319	.423	5-27	.185	141-190	.742	184	6.8	416	15.4
2005-06	28-28	181-400	.453	36-89	.404	129-182	.709	185	6.6	527	18.8
3 years	83-71	452-1016	.445	65-177	.367	378-526	.719	535	6.4	1347	16.2

#23 MITCH STENTIFORD (1981-84)

1,332 POINTS



GUARD, 6-2, 185, BATON ROUGE, LA.

YEAR	GP-GS	FG-FGA	PCT	3FG-FGA	PCT	FT-FTA	PCT	REB	RPG	PTS	PPG
1981-82	31-16	112-213	.526	----	----	61-75	.831	55	1.8	285	9.2
1982-83	31-24	214-420	.508	----	----	103-127	.811	75	2.4	501	16.2
1983-84	29-29	214-499	.477	----	----	118-142	.831	82	2.8	546	18.8
3 years	91-69	540-1132	.477	----	----	282-344	.819	212	2.3	1332	14.6

ALL-TIME 1,000 POINT SCORERS



#4 MARQUIS WEDDLE (2007-10)

1,304 POINTS

GUARD, 6-1, 185, UNION CITY, TENN.

YEAR	GP-GS	FG-FGA	PCT	3FG-FGA	PCT	FT-FTA	PCT	REB	RPG	PTS	PPG
2007-08	33-29	199-487	.409	99-294	.337	68-91	.747	94	2.8	565	17.1
2008-09	32-30	156-434	.359	93-273	.341	35-44	.795	57	1.8	440	13.8
2009-10	19-9	103-265	.389	48-137	.350	45-52	.865	65	3.4	299	15.7
3 years	84-68	458-1186	.386	240-704	.341	148-187	.791	216	2.6	1304	15.5



#33 MYLES TAYLOR (2011-ACTIVE)

1,264 POINTS

FORWARD, 6-7, 235, LITTLE ROCK, ARK.

YEAR	GP-GS	FG-FGA	PCT	3FG-FGA	PCT	FT-FTA	PCT	REB	RPG	PTS	PPG
2011-12	28-27	128-261	.490	3-16	.188	125-167	.749	146	5.2	384	13.7
2012-13	29-28	158-336	.470	10-31	.323	145-194	.747	209	7.2	471	16.2
2013-14	28-21	144-283	.509	8-25	.320	113-153	.739	177	6.3	409	14.6
3 years	85-76	430-880	.489	21-72	.292	383-514	.745	532	6.3	1264	14.9



#3 JEREMY KELLY (2001-04, 05-06)

1,213 POINTS

GUARD, 6-5, 205, LOUISVILLE, KY.

YEAR	GP-GS	FG-FGA	PCT	3FG-FGA	PCT	FT-FTA	PCT	REB	RPG	PTS	PPG
2001-02	29-4	55-141	.390	20-60	.333	16-36	.444	84	2.9	146	5.1
2002-03	28-21	84-182	.462	16-59	.271	30-58	.517	84	3.0	214	7.8
2003-04	28-27	138-328	.421	39-136	.287	70-111	.631	115	4.1	385	13.8
2005-06	28-28	144-352	.409	47-168	.280	133-173	.769	97	3.5	468	16.7
4 years	113-80	421-1003	.419	122-423	.288	249-378	.658	380	3.4	1213	10.7



#1 BENZOR SIMMONS (2007-11)

1,130 POINTS

FORWARD, 6-5, 215, MIAMI, FLA.

YEAR	GP-GS	FG-FGA	PCT	3FG-FGA	PCT	FT-FTA	PCT	REB	RPG	PTS	PPG
2007-08	27-10	44-90	.489	2-10	.200	44-52	.846	49	1.8	134	5.0
2008-09	32-6	72-148	.486	9-29	.310	54-76	.711	115	3.6	207	6.5
2009-10	29-24	129-309	.417	27-91	.297	109-135	.807	152	5.2	394	13.6
2010-11	33-8	122-266	.459	17-64	.266	134-154	.870	158	4.8	395	12.0
4 years	121-48	367-813	.451	55-194	.284	341-420	.812	474	3.9	1130	9.3



#31 DON HUBBARD (1978-82)

1,124 POINTS

FORWARD, 6-5, 200, MAYFIELD, KY.

YEAR	GP	FG-FGA	PCT	3FG-FGA	PCT	FT-FTA	PCT	REB	RPG	PTS	PPG
1978-79	25	90-181	.497	----	----	52-75	.693	134	5.4	232	9.3
1979-80	26	170-341	.499	----	----	84-109	.771	191	7.3	424	16.3
1980-81	26	145-332	.437	----	----	113-142	.796	161	6.2	403	15.5
1981-82	15	27-59	.457	----	----	14-22	.636	38	2.5	65	4.3
4 years	92	432-913	.473	----	----	263-348	.755	524	5.7	1124	12.2




#33 MICHAEL HART (1994-96)

1,119 POINTS

FORWARD, 6-7, 220, LEBANON, MO.

YEAR	GP-GS	FG-FGA	PCT	3FG-FGA	PCT	FT-FTA	PCT	REB	RPG	PTS	PPG
1994-95	27-27	197-371	.531	1-2	.500	108-152	.711	205	7.6	503	18.6
1995-96	27-27	246-436	.564	1-1	1.000	123-172	.715	248	9.2	616	22.8
2 years	54-54	443-807	.549	2-3	.667	231-324	.713	453	8.4	1119	20.7

ALL-TIME 1,000 POINT SCORERS



#43 MARCUS GLASS (1984-86)

1,115 POINTS

CENTER, 6-7, 210, JACKSON, TENN.

YEAR	GP-GS	FG-FGA	PCT	3FG-FGA	PCT	FT-FTA	PCT	REB	RPG	PTS	PPG
1984-85	29-29	196-324	.605	-----	-----	98-143	.742	244	8.4	490	16.9
1985-86	28-28	235-506	.464	-----	-----	150-210	.714	320	11.4	625	22.3
2 years	57-57	431-830	.519	-----	-----	248-353	.702	564	10.1	1115	19.6




#42 CLEVE WOODFORK (2003-07)

1,094 POINTS

CENTER, 6-9, 235, St. Louis, Mo.

YEAR	GP-GS	FG-FGA	PCT	3FG-FGA	PCT	FT-FTA	PCT	REB	RPG	PTS	PPG
2003-04	28-24	105-206	.510	0-0	.000	44-77	.571	161	5.8	254	9.1
2004-05	27-21	124-225	.551	0-0	.000	77-118	.653	108	4.0	325	12.0
2005-06	27-17	63-130	.485	0-0	.000	64-86	.744	121	4.5	190	7.0
2006-07	31-30	113-220	.514	0-0	.000	99-131	.756	155	5.0	325	10.5
4 years	113-92	405-781	.519	0-0	.000	284-412	.689	545	4.8	1094	9.7




#30 DEMARKO WRIGHT (1993-97)

1,073 POINTS

GUARD/FORWARD, 6-5, 190, DANVILLE, ILL.

YEAR	GP-GS	FG-FGA	PCT	3FG-FGA	PCT	FT-FTA	PCT	REB	RPG	PTS	PPG
1993-94	27-12	72-193	.373	19-56	.339	30-41	.732	90	3.3	193	7.1
1994-95	27-27	106-242	.438	41-97	.423	79-106	.745	94	3.5	332	12.3
1995-96	27-24	66-207	.415	34-88	.386	66-91	.725	98	3.6	272	10.1
1996-97	27-27	94-229	.410	53-127	.417	35-52	.673	82	3.0	276	10.2
4 years	108-90	338-871	.388	147-368	.399	210-290	.724	364	3.4	1073	9.9



#45 RYAN DEMICHAEL (1995-99)

1,066 POINTS

FORWARD/CENTER, 6-9, 225, WOODHAVEN, MICH.

YEAR	GP-GS	FG-FGA	PCT	3FG-FGA	PCT	FT-FTA	PCT	REB	RPG	PTS	PPG
1995-96	26-0	20-43	.465	0-1	.000	9-17	.529	41	1.6	49	1.9
1996-97	27-2	81-150	.540	0-2	.000	58-84	.690	123	4.6	220	8.1
1997-98	26-25	160-314	.510	2-4	.500	66-96	.688	255	9.8	388	14.9
1998-99	26-26	153-307	.498	32-88	.364	71-101	.703	230	8.8	409	15.7
4 years	105-53	414-814	.509	34-95	.358	204-298	.685	649	6.2	1066	10.2




#0 OKECHI EGBE (1999-2003)

1,063 POINTS

GUARD/FORWARD, 6-5, 205, DECATUR, ALA.

YEAR	GP-GS	FG-FGA	PCT	3FG-FGA	PCT	FT-FTA	PCT	REB	RPG	PTS	PPG
1999-00	28-21	88-198	.444	25-66	.379	54-74	.730	110	3.9	255	9.1
2000-01	28-28	140-289	.484	32-85	.376	57-83	.687	105	3.8	369	13.2
2001-02	28-13	66-144	.458	11-40	.275	19-33	.576	81	2.9	162	5.8
2002-03	28-21	105-241	.436	23-64	.359	44-57	.772	119	4.3	277	9.9
4 years	112-83	399-872	.457	91-255	.357	174-247	.704	415	3.7	1063	9.5



#3 TERENCE SMITH (2010-11, 12-14)

1,037 POINTS

GUARD, 6-4, 195, RUSSELLVILLE, ALA.

YEAR	GP-GS	FG-FGA	PCT	3FG-FGA	PCT	FT-FTA	PCT	REB	RPG	PTS	PPG
2010-11	33-28	123-283	.435	23-73	.315	104-133	.782	129	3.9	373	11.3
2012-13	20-16	65-157	.414	18-43	.419	63-76	.829	61	3.1	211	10.6
2013-14	31-28	134-312	.429	60-137	.438	125-152	.822	112	3.6	453	14.6
3 years	84-72	322-752	.428	101-253	.399	292-361	.809	302	3.6	1037	12.3

ALL-TIME HEAD COACHES



**JC
HENSON**
1951-52

Ushering in the men's basketball era at UT Martin was James C. Henson.

Henson, a former standout football player and track performer at Mississippi State, served in numerous capacities during his early years at UT Martin. He coached football and basketball, headed the Department of Physical Education, served as director of athletics and taught a chemistry class. Colleagues and students both remember his philosophy of life, good humor and amicable manner.

In 1952, the UT Martin athletics department opened a new branch of the department that catered to only women's athletics, thanks in large part to Henson's funding.

Henson also was at the helm of some of the most successful programs in school history - the men's tennis program. Henson won four Volunteer State Athletic Conference titles in the 1970's. After coaching the team for three decades, Henson retired in 1980.

Henson's presence is still very much around the UT Martin campus, as the Henson House overlooks the team's varsity tennis courts, and serves as an office for head coach Dennis Taylor as well as a dressing room, media room equipped with surround sound, a stringing room with three stringing machines, a full kitchen and a team meeting room.

All in all, Henson served as athletics director from 1947-71, and head coach of the football (1947-56), men's basketball (1947-52) and men's tennis (1952-80) squads.

In 1984, Henson was the ninth member inducted into the UT Martin Athletics Hall of Fame.

SEASONS: 1

1951-52:	6-12
TOTAL:	6-12
	(.333)



**FLOYD
BURDETTE**
1952-71

The longest tenured coach

in UT Martin history, Floyd Burdette was at the helm when UT Martin competed in the Volunteer State Athletic Conference.

Burdette, who played basketball at UT Martin in the mid-1930's, returned home to head the men's basketball program in 1952. A native of Martin, Burdette had served for seven years as the head basketball coach at the University of Alabama prior to his appointment at Martin.

Burdette won the most games of any coach in UT Martin history (197), and posted a .500 record or better in nine of his 11 seasons in the VSAC. As the team prepared to exit the VSAC and enter the Mid-South Conference in 1970, Burdette's team stormed to three successive victories and the conference championship.

Burdette also was part of a major change in UT Martin athletics history in 1969, as he recruited Leonard Hamilton, who was the first African-American to suit up for a UT Martin athletics program.

Burdette was a charter member into the UT Martin Athletics Hall of Fame in 1983.

SEASONS: 19

	TOTAL	VSAC
1952-53:	7-9	---
1953-54:	15-3	---
1954-55:	14-4	---
1955-56:	13-6	---
1956-57:	7-13	---
1957-58:	8-2	---
1958-59:	9-13	---
1959-60:	10-9	---
1960-61:	13-10	7-5
1961-62:	13-11	8-6
1962-63:	12-12	6-4
1963-64:	11-10	8-4
1964-65:	11-13	6-6
1965-66:	12-8	7-2
1966-67:	11-13	6-1
1967-68:	3-18	3-7
1968-69:	8-12	5-5
1969-70:	14-12	6-4
1970-71:	3-20	0-9
TOTAL:	197-201	62-53
	(.495)	(.539)



**BOB
PAYNTER**
1971-80

As the UT Martin program entered the Gulf South Conference, Bob Paynter was appointed to run the men's basketball program, as well as direct the athletics department in 1971.

Prior to becoming head coach and director of athletics, Paynter had been serving as an administrative assistant to UT Martin Chancellor Archie R. Dykes. A native of Richmond, Ky., he received his bachelors degree from St. Mary's College in Minnesota, his master's degree from Eastern Kentucky University, and a doctorate in education from the University of Tennessee in Knoxville. His coaching experience included a 14-year stint as head coach at the University High School of East Tennessee State University.

Paynter compiled three seasons with a .500 or better record, but could never reach that mark in GSC competition. Paynter did, however, coach eight different players to All-GSC honors. Paynter was responsible for Fred Sanders, Jim Martin and Larry Carter earning All-GSC first team accolades in his tenure, as well as guiding Jack Bendure, Marcus McLemore, Vic Quinn, Joe Biddie and Don Hubbard to All-GSC second team mentions in his tenure.

In fact, Paynter was the man responsible for recruiting Hubbard, who ended his four-year UT Martin career as the school's all-time leading scorer, reaching 1,124 points.

SEASONS: 9

	TOTAL	GSC
1971-72:	10-16	3-5
1972-73:	13-13	5-9
1973-74:	8-15	3-10
1974-75:	11-13	6-7
1975-76:	15-8	5-6
1976-77:	13-9	7-9
1977-78:	11-14	5-7
1978-79:	7-19	2-14
1979-80:	11-15	3-9
TOTAL:	99-122	39-76
	(.448)	(.339)



**ART
TOLIS**
1980-82

Leading the UT Martin program to its first-ever 20-win season and NCAA Division II Tournament appearance was head coach Art Tolis.

Tolis, who had served as an assistant coach at Louisiana State University for six years, was highly respected as a coach and a recruiter prior to his appointment at UT Martin by Chancellor Charles E. Smith and athletics director Ray Mears.

In Tolis' first season at the helm, he led UT Martin to five Gulf South Conference wins, which was the total of combined GSC wins the team had accumulated in the previous two seasons. Don Hubbard earned All-GSC second team honors in 1980-81.

The team took off in Tolis' second season, setting a program record for single-season overall wins (20) and GSC victories (nine). The team earned one of the program's biggest wins at the time, a 65-41 drubbing of Mississippi State in Starkville on Dec. 12, 1981. In the season's 11 losses, only one loss was more than eight points, including an amazing seven losses by five points or less. Three of the team's losses came to GSC rival Livingston by a combined eight points, including the GSC Tournament championship game. Even with the loss, the team advanced to the NCAA Division II Tournament, defeating Central Missouri before falling to future OVC member Southeast Missouri by a 56-53 score.

Tolis' second season also produced another school record, as the team landed two first-team All-GSC selections in Larry Brooks and Darrell Smith.

SEASONS: 2

	TOTAL	GSC
1980-81:	12-14	5-7
1981-82:	20-11	9-3
TOTAL:	32-25	14-10
	(.561)	(.583)



**TOM
HANCOCK**
1982-90

Leading the most successful stretch in UT Martin basketball history was Glen Ellyn, Ill. native Tom Hancock.

Hancock had spent one season as an assistant coach at UT Martin before being promoted to head coach after the resignation of Art Tolis concluding the 1981-82 season.

Hancock's first season was a season of many firsts in UT Martin program history, as the team broke or tied 19 school records en route to a program-best 21 win season, its first Gulf South Conference championship, and second consecutive NCAA Division II South Central Regional Tournament.

Picked seventh out of eight teams in the preseason poll in 1982-83, Hancock earned GSC Coach of the Year Honors and 6-7 junior center Jerry Davis was named GSC Player of the Year - both of which were the first time UT Martin was represented in those GSC categories. The Pacers went 17-1 at home and ranked No. 4 in the NCAA in defense, as Davis, Gus Rudolph and Mitch Stentiford were all named to the GSC's first team.

Hancock would go on to post two more 20-win seasons and win one more GSC championship in the 1987-88 season. Overall, Hancock's teams shattered more than 40 records in his nine-year tenure, and his average of 19 wins per season are the highest of any UT Martin coach.

SEASONS: 9

	TOTAL	GSC
1982-83:	21-10	11-3
1983-84:	19-10	8-6
1984-85:	20-9	10-6
1985-86:	18-11	9-7
1986-87:	17-11	7-9
1987-88:	20-8	12-4
1988-89:	1-25	1-15
1989-90:	10-17	6-10
1990-91:	1-6	0-0
TOTAL:	132-122	66-74
	(.520)	(.471)

ALL-TIME HEAD COACHES



**CAL
LUTHER**
1990-99

Perhaps the most influential coach in UT Martin history was Cal Luther. Tabbed by UT Martin athletics director Don McLeary to guide the UT Martin program through the NCAA Division-I re-classification process, Luther had more than 30 years of coaching experience.

After rebuilding DePauw (Ind.) to an Indiana Collegiate Conference championship, Luther moved on to Ohio Valley Conference member Murray State, where he was credited for laying the foundation for the program's success. At Murray State, Luther led the Racers to three OVC titles, was named OVC Coach of the Year three times, and earned a spot in the school's athletics Hall of Fame after leading the team to two NCAA Tournaments. From Murray State, Luther went to Longwood in Virginia, where he led a former all-girls school to a transition from Division-III to Division-II, earning five winning seasons and a 20-7 record in 1988-89.

At UT Martin, Luther guided the team into the Ohio Valley Conference and made the change from the Pacers nickname to Skyhawks. While the team scheduled the toughest opponents for most of Luther's tenure to keep up with Division-I budget restraints, Luther still found success - earning OVC Coach of the Year in 1996 after his program earned its first winning season in the OVC.

SEASONS: 9

	<u>TOTAL</u>	<u>GSC</u>
*1990-91:	5-15	2-14
1991-92:	9-19	---
		<u>OVC</u>
1992-93:	7-19	4-12
1993-94:	5-22	3-13
1994-95:	7-20	5-11
1995-96:	13-14	9-7
1996-97:	11-16	8-10
1997-98:	7-20	5-13
1998-99:	8-18	5-13
TOTAL:	72-163	39-79
	(.306)	(.331)

*Interim coach for last 20 games



**BRET
CAMPBELL**
1999-2009

The UT Martin Skyhawks earned its first-ever postseason berth as a Division-I member under the guidance of Bret Campbell. An assistant coach at OVC member Austin Peay before his arrival in Martin, Campbell gave the Skyhawks its first-ever winning season since joining the Division-I ranks in just his third season in charge.

Six of the 14 UT Martin all-time 1,000 point scorers played under Campbell, including standout guard Lester Hudson. In Campbell's last two seasons as coach, the Skyhawks were led by Hudson, who quickly became one of the most dynamic players in the NCAA after tallying the NCAA's first-ever quadruple double (25 points, 12 rebounds, 10 assists and 10 steals) against Central Baptist in his third career game.

Under Campbell, the Skyhawks hosted its first OVC Tournament game and won its first two OVC Tournament games. The best season by far in Campbell's tenure was 2008-09, when the Skyhawks secured its first-ever outright regular-season OVC championship. The Skyhawks posted its first 20-win season since 1987-88, and made an appearance in the National Invitation Tournament, where it hung tough with Auburn before falling 87-82. For his efforts, Campbell received OVC Coach of the Year honors.

SEASONS: 10

	<u>TOTAL</u>	<u>OVC</u>
1999-2000:	10-18	7-11
2000-01:	10-18	5-11
2001-02:	15-14	7-9
2002-03:	14-14	7-9
2003-04:	10-18	5-11
2004-05:	6-21	3-13
2005-06:	13-15	9-11
2006-07:	8-23	5-15
2007-08:	17-16	11-9
2008-09:	22-10	14-4
TOTAL:	125-168	73-103
	(.427)	(.415)



**JASON
JAMES**
2009-14

After spending seven seasons as an assistant coach at UT Martin, including the role of associate head coach during the 2008-09 OVC championship season, Jason James was named the program's eighth head coach. A native of St. Louis, Mo., he was the nation's second-youngest NCAA Division-I men's basketball head coach at the time of his hiring.

A bit of history occurred in December of James' debut season, as the Skyhawks earned back-to-back OVC Player of the Week accolades for just the second time ever.

In Year Two of the James Era, the team tripled its win output from the previous season. Senior Benzor Simmons became the program's 15th member of the 1,000 point club, while a trio of freshmen combined to win eight adidas OVC Freshman of the Week awards, the most awards recorded by one school since the league began handing out the award in 1978-79.

In 2011-12, James coached OVC Freshman of the Year Myles Taylor, who was also a member of the OVC's All-Newcomer team.

The following season, James led UT Martin back to the OVC Tournament, downing league heavyweights Eastern Kentucky (25-10 record) and winning at OVC West champion Murray State (21-10) for the first time in program history.

In 2013-14, James oversaw three players who joined UT Martin's exclusive 1,000 career point club in Mike Liabo, Myles Taylor and Terence Smith.

SEASONS: 5

	<u>TOTAL</u>	<u>OVC</u>
2009-10:	4-25	1-17
2010-11:	12-21	6-12
2011-12:	4-27	0-16
2012-13:	9-21	5-11
2013-14:	8-23	3-13
TOTAL:	37-117	15-69
	(.240)	(.179)



**HEATH
SCHROYER**
2014-active

Heath Schroyer was introduced as the ninth men's basketball coach in program history on March 20, 2014.

Schroyer brought 18 years of collegiate coaching experience to the Skyhawk program, including seven years as a head coach at the Division-I level. All six of Schroyer's stops at a Division-I institution has culminated in either a conference championship or postseason play.

A native of Walkersville, Md., Schroyer spent three seasons at UNLV working as the associate head coach under Dave Rice. The Runnin' Rebels sported three 20-plus win seasons, a 71-32 overall record (29-19 against Mountain West Conference opposition) and appearances in the 2012 and 2013 NCAA Tournaments in Schroyer's tenure. He was named a top-15 assistant coach in the nation by Bleacher Report in 2012-13 and followed that with a top-20 assistant coach in the nation honor by College Sports Madness for the 2013-14 campaign.

Schroyer began his collegiate head coaching career at Portland State, where he took over the reins in 2002 as the nation's second youngest Division-I head coach at age 30.

Schroyer propelled the Portland State program to new heights from 2002-05. His teams improved in the win column each season (jumping up 14 wins from his first to last year), culminating with a Big Sky Conference regular-season title in 2004-05, which was the school's first-ever Division-I championship in any sport. That season, the Vikings went 19-9 overall with an 11-3 conference slate. The 19 victories were the most for the program since the 1958-59 campaign.

Schroyer's next head coaching gig at the University of Wyoming from 2007-11. His best season at Wyoming was in 2008-09, when he led the Cowboys to 19 victories and an appearance in the College Basketball Invitational postseason tournament.

ALL-TIME ROSTER

A
Abney, Norman: 1972-73*, 73-76
Akinbobola, Wale: 2011-12
Anderson, Alex: 2014-present
Apple, Jessie: 1981-84
Armstrong, John: 1965-66*, 66-69
Armstrong, Ronnie: 1963-65
Asceric, Kenan: 2000-04
Ashcraft, Caleb: 2011-12

B
Bailey, Joe: 2005-09
Baker, Mike: 1972-73*, 1973-76
Barger, Robert: 1964-65*, 1965-68
Barker, Sherrill: 1966-67*
Barnett, Reggie: 1962-63
Barton, Wayne: 1976-77
Basso, Richard: 1970-72*
Belew, Rick: 1964-65
Belote, David: 1971-73*, 1973-76
Bendure, Jack: 1969-72
Bentley, Jim: 1969-71*, 1971-73
Benton, Byron: 1999-00
Benton, Sidney: 1992-94
Betts, Andrae: 1998-00
Bledsoe, Jared: 1999-00
Bloodworth, Brice: 1991-92
Boddie, Joe: 1974-75*, 75-78
Bowling, Darrin: 1991-93
Boykin, Arthur: 1971-72*, 72-75
Braden, Mike: 1973-75*
Bradley, Jim: 1977-80
Bradley, Stan: 1989-91
Braxton, Pat: 1989-90
Breen, Bob: 1973-74
Brewer, Webb: 1972-74*, 74-75
Bright, Phil: 1973-75*
Britt, Tim: 1991-93
Brixey, Roger: 1973-75*
Brooks, Larry: 1980-82
Brown, Jones: 1960-61
Brown, MJ: 2008-10
Bryan, Thomas: 1964-65*
Bryant, Bill: 1971-72*
Bryant, Donald: 1967-68*
Bullock, Earl: 2002-03, 04-05
Burge, Ryan: 1993-97
Burnette, Don: 1964-66
Busyn, Chris: 1991-94
Byars, Richard: 1975-76

C
Carigan, Robert: 1987-88
Carr, John: 1977-79
Carter, Chris: 2003-05
Carter, Larry: 1964-65
Carter, Larry: 1975-77
Casey, Mike: 1970-72
Castle, Art: 1995-98
Castle, Roger: 1995-98
Castellaw, John: 1968-69*
Chaffin, Lester: 1969-70*
Cherry, Sam: 1983-85
Childs, Justin: 2012-14
Clayton, Reuben: 2008-11
Coleman, Donnell: 1973-74*
Coleman, Terrance: 2009-10
Coleman, Tim: 2013-14
Collins, Ricky: 1976-78
Combest, Jerry: 1963-65
Congiusta, Ben: 2008-09
Cooper, Chris: 1984-85
Cosby, Gregg: 1973-74*
Cotton, Roy: 1986-88
Cox, Vejer: 1987-89
Craig, Bryant: 2006-08
Crumby, Joe: 1995-99
Cude, Robin: 1994-98
Cunningham, Don: 1962-63

D
Daeger, Tony: 1970-71
Daniels, Tommy: 1981-82
Davis, CJ: 2014-present
Davis, Danny: 1964-65*
Davis, Don Wayne: 1969-70*
Davis, Jerry: 1983-85
Dawe, Robert: 1960-61
DeMichael, Ryan: 1995-99

Denbow, Steve: 1977-80
Desormey, Kent: 1971-73
Detlev, Nick: 2014-present
Diekmann, Jerry: 1972-74
Donohue, Mike: 1969-70*, 70-72
Doris, Rod: 1968-70
Dorse, Lorenzo: 2005-07
Dowdell, Tobias: 2012-14
Drewry, Paul: 1986-87
Dugger, Jimmy: 1974-75*
Dunlap, Gary: 1968-69*
Durham, Terrence: 2013-present

E
Edwards, Kenneth: 1986-87
Edwards, Trey: 2010-11
Egbe, Okechi: 1999-03
Elder, Donald: 1999-01
Elliott, Don: 1974-76
Elliott, Lee: 1967-68*
Elliott, Thomas: 1966-67*
Ellison: David: 1981-82
Elzey, David: 1968-69*, 69-72

F
Ferrell, Aaron: 2002-06
Flatt, Justin: 2004-07
Flippen, Hayes: 1976-77
Flowers, Mike: 2001-02
Forbes, Willie: 1982-86
Ford, John: 1981-83
Ford, Marcus: 2004-05
Foster, Brian: 2000-02
Franklin, Robert: 1980-81
Fry, Bob: 1960-62
Fulks, Joe: 1965-66*, 66-69
Furches, Tim: 1970-72*, 72-74

G
Garner, Wilber: 1971-73*
Garrett, Troy: 1986-87
Gatewood, Carl: 1960-61
George, Tyler: 2003-05
Gher, Norman: 1960-62
Gifford, Thomas: 1968-69*
Glass, Marcus: 1984-86
Glover, Donald: 1963-65
Goehring, Ray: 1965-66
Goodman, Steve: 1967-68*
Graham, John: 1964-65*
Guarian, Rushell: 1987-89
Guffin, Sean: 1997-99
Guy, Greg: 1973-75*

H
Hamilton, John: 1974-75*
Hamilton, Leonard: 1969-71
Hammonds, Ken: 1983-84
Hampton, Billy Ray: 1977-81
Hampton, Jeremi: 1999-02
Hansen, Mike: 1988-89
Hardy, Mark: 1988-92
Harper, Derrick: 1997-98
Harper, Oswago: 1996-98
Harris, Martez: 2011-12
Harris, Spencer: 2005-07
Harris, Thomas: 2004-04
Hart, Michael: 1994-96
Harvey, Andrew W.: 1978-80
Hassett, Adam: 1995-99
Hauser, Bob: 1960-62
Hawkins, Harrison: 2014-present
Hay, Olajide: 2007-09
Hendrix, Ben: 1982-83
Herrin, Kyle: 1983-87
Herron, Roy: 1971-72*
Higgs, Adrian: 2001-02
High, Curtis: 1980-82
High, Donald Ray: 1963-68
Hill, John: 1968-69*, 69-70
Hitchman, Brandon: 2014-present
Hobbs, Robert: 1968-69*, 69-72
Hoffman, Alan: 1966-67*, 67-68
Hoffman, Walter: 1962-65
Hogg, Freddy: 1968-69
Hood, Daron: 2006-11
Howard, Twymond: 2014-present
Howe, J.C.: 2002-03
Hubbard, Don: 1978-82
Hubbard, Gary: 1968-69*

Hudson, Joe: 1960-62
Hudson, Lester: 2007-09
Huff, Paul: 1988-89
Humphrey, Tony: 1971-72*

I
Ingram, Vashon: 2005-07
Irarrazabal, Andres: 2007-11

J
Jackson, Franky Lee: 1980-81
Jackson, Glenn: 1964-65*
Jackson, Michael: 2000-02
Jacobus, Marty: 1970-72*, 72-73
James, Robert: 2000-01
Jankowski, John: 1979-80
Jennings, George: 1965-67
Johnson, Gari: 1988-89
Johnson, Richard: 1962-63
Jones, Bobby: 2012-14
Jones, McKale: 2005-07
Jones, Zach: 2009-10
Jordan, Steve: 1998-00
Joseph, Arkeen: 2014-present
Joslin, Andrew: 1986-88
Joyner, Edward: 1968-69*

K
Kalis, Scott: 1983-85
Kelley, Stan: 1976-78
Kelly, Jeremy: 2001-06
Kinard, Bobby: 1963-64
King, Troy: 2010-12
Kirkham, Mike: 1964-65*
Knight, Zerek: 2005-07
Knox, Carlos: 1993-94
Kuehner, Bryan: 1965-68

L
Lacy, Jerry: 1963-65
Laman, Jon: 1975-79
Lamplsey, Danny: 1967-68*
Landers, Moore: 1963-65
Lane, Delrico: 2008-10
Lane, Larry: 1985-87
Lanigan, Robert: 1986-87
Larimer, Dolph: 1960-64
Larkins, Leonard: 1971-72*
Lawler, Darren: 1989-91
Lee, John: 1964-65*
Lee, Leslie: 1985-86
Lee, Richard: 2014-present
Leeper, Rick: 1968-70
Lewis, Will: 2003-07
Liabo, Mike: 2010-14
Lingle, Larry: 1971-72*
Littleton, Edward: 1978-79
Locum, Jim: 1992-94
Logan, Steven: 1977-78
Love, Gary: 2011-12
Lowery, Joe: 1968-70

M
Maclin, Corderio: 2011-13
Madden, Marty: 1969-70*
Maggitt, Greg: 1982-83
Malone, Craig: 1989-90
March, Kenneth Ross: 1978-80
Martin, Jim: 1971-72*, 72-75
Martin, Larry: 1981-83
Martin, Mickey: 1966-68
Martin, Thomas: 1964-65*
Martinez, Javier: 2013-present
Mason, David: 1966-67*, 67-70
Massey, Eric: 2008-09
Mathis, Verdell: 1969-71*
Mayer, Hal: 1972-74*, 74-75
McDonald, Don: 1968-70
McDonald, Kenneth: 1966-67*
McFadden, William: 1995-97
McLaughlin, BJ: 2012-13
McLemore, Marcus: 1968-69*, 69-72
Mears, Matt: 1984-87
Meschede, Mike: 1984-88
Meyers, Robert: 1974-75*, 75-76
Minor, Omari: 2010-14
Misner, Brad: 1990-92
Mitchell, Stacy: 1988-89
Monn, John: 1984-86
Mopo, Pierre: 2010-14

Morris, Perry: 1993-94
Mpondo, Dominique: 2008-10
Murray, Darryl: 1983-86
Muse, Eddie: 1964-65*
Myrick, Scott: 1971-72*

N
Nelson, B.J.: 1994-97
Nelson, Marcus: 1989-91
Nesbitt, Burl E.: 1979-80
Newell, Marshun: 2013-present
Newson, Jared: 2003-06
Newton, Tom: 1982-83
Nobles, Parker: 1970-71*

O
Ohlsen, Jason: 1997-98
Oldham, Dee: 2012-present
Oliver, Daryl: 1965-66*, 66-67
Oliver, Terry: 1964-68
O'Nan, Dennis: 1964-65*, 65-68
Oseman, Steve: 1966-67*
Ousley, John: 1985-86
Owens, Ryan: 1995-97

P
Page, Mel: 1969-70*, 70-73
Palmquist, John: 1970-71
Pangrazio, Nino: 1987-88
Parker, A.J.: 1990-91
Parks, Larry: 1966-67*
Partee, Thomas: 1975-77
Patterson, Bennie: 1973-75
Patterson, James: 1964-65*
Patterson, Mike: 1976-78
Paul, Brad: 1972-73*
Pearcy, Terry: 1974-75*, 75-78
Peralta, Jair: 2001-02
Perry, Danny: 1968-69*
Phillips, Jimmy: 1964-65*
Phillips, Felipe: 1992-94
Polite, Greg: 1980-81
Pollock, Joe: 1962-65
Potts, Ronnie: 1963-64
Povaleri, Tony: 1983-85
Powell, Dewayne: 1992-96
Powers, Larry: 1960-64
Prescott, Hayden: 1999-00
Pritchett, James: 1960-61
Pritchett, Jim: 1984-85
Pruitt, George: 2006-07

Q
Quinn, Vic: 1971-73

R
Rawls, Jerry: 1960-64
Rayford, Maurice: 1988-89
Reagan, Bill: 1972-73
Redmond, Ken: 1969-72*, 72-74
Redmond, Shannon: 1989-91
Reed, Kenneth: 1996-70*, 70-71
Reed, Ron: 1982-85, 86-87
Riales, Larry: 1966-67*
Richardson, Joe: 1967-68
Richardson, Chris: 2010-12
Richardson, DeMarc: 2012-14
Richardson, Marquis: 2009-10
Richardson, Spencer: 1980-82
Riddick, Tim: 1988-89
Riedewald, Djero: 2007-09
Rivers, Eric: 1985-86
Roberts, Arnold: 1974-75*, 75-78
Roberts, Ronnie: 1967-68*
Robertson, Jerry: 1978-80
Robinson, Gerald: 2006-08
Robinson, John: 1968-69*, 69-72
Rodgers, Tony: 1970-72
Rolsma, Ned: 2000-02
Roos, Jon: 1999-03
Rowe, Chandler: 2013-present
Rowland, Will: 1991-92
Rounds, Alan: 1967-68*
Rudolph, Gus: 1980-83
Rudolph, Michael: 1966-67*, 67-70
Ryan, Mike: 1967-68*

S
Sanders, Fred: 1971-73
Sargent, Jeremy: 2000-02

Sasser, Buddy: 1962-64
Sawyers, Bill: 1969-70*
Scott, Kyle: 1980-81
Seals, Lloyd: 1974-75*
Seay, Gary: 1962-63
Sellers, Larry: 1968-69*
Sensabaugh, Steve: 1999-00
Shannon, Kenneth: 1985-86
Sherberg, Jerry: 1970-71
Shore, Roger: 1960-62
Simmons, Benzo: 2007-11
Singleton, Lee Charles: 1979-80
Sisco, Shane: 1988-89
Sipes, James: 1983-84, 85-87
Sledd, Kenneth: 1965-66*, 66-69
Small, David: 1963-65
Smith, Brooks: 2001-03
Smith, Chip: 1982-84
Smith, Courtney: 2003-06
Smith, Dane: 2010-12
Smith, Darrell: 1980-82
Smith, Deville: 2014-present
Smith, Joe: 1961-63
Smith, Justin: 2003-05
Smith, Reese: 1966-67
Smith, Terence: 2010-14
Sosnowski, Kevin: 1990-91
Spencer, Ron: 2009-11
Stentiford, Mitch: 1981-84
Stokes, Jerry: 1973-74
Suiter, Brad: 1988-89
Sullivan, Rick: 1971-72
Swope, Jim: 1960-63

T
Taylor, Cataurius: 2009-10
Taylor, Freddie: 1978-79
Taylor, Gary: 1969-71*
Taylor, Ken: 1969-71*
Taylor, Khristian: 2011-present
Taylor, Myles: 2011-present
Taylor, Pat: 1964-65*, 65-68
Thomas, Kevin: 1988-89
Thompson, Jason: 2004-06
Threw, Dave: 1970-71*
Tidwell, Barry: 1978-80
Tidwell, Billy: 1979-80
Tolliver, McClenon: 2005-07
Tuck, Kevin: 1981-83
Turpin, David: 1963-64

V
Vaughn, Jude: 1980-81
Vaughn, Paul: 1966-67*
Viniard, Buddy: 1960-61
Vowell, Tab: 1989-91

W
Walker, Craig: 1987-88
Walker, Dave: 1960-62
Walker, Dwight: 1980-81
Walker, Joey: 2001-03
Washington, Jeremy: 2011-13
Washington, Marcus: 1988-89
Watts, Marvin: 1987-88
Webb, Phil: 1973-74*, 74-75
Weddle, Marquis: 2007-10
Weems, Ken: 1985-86
Werts, Mike: 1989-91
Wilcox, Ronald: 1965-66*, 66-69
Willett, Darrell: 1979-80
Williams, Don: 1967-69
Williams, Jerry: 1968-69*
Williams, Johnny: 1962-65
Wilson, Darrell: 1966-67*, 68-70
Wilson, Harold: 1966-67*, 67-70
Wilson, Kirk: 1987-88
Winegar, Darrell: 1973-74*
Woodfork, Cleve: 2003-08
Woods, Don: 1970-71*
Woods, Richard: 1991-93
Wright, Demarko: 1993-97
Wright, Steve: 1993-94
Wyatt, Bruce: 1979-80

Y
York, Eli: 2011-12
Young, Shawn: 1987-89

YEARLY RESULTS

1951-52

Coach: J.C. Henson

Record: 6-12

Opponent	W-L	Score
Murray State Jr. Varsity	L	25-98
Missouri Baptist	L	47-52
Bethel College	L	47-81
Martin College	W	69-53
Martin College	W	77-62
Bethel College	L	36-70
Lambuth	L	53-100
Missouri Baptist	L	38-42
Paducah Jr. College	L	47-98
Freed-Hardeman	W	65-58
Martin College	L	40-47
Martin College	W	51-40
Murray State Jr. Varsity	L	41-81
Paducah Jr. College	L	70-85
Lambuth	L	48-98
Freed-Hardeman	W	70-64
Christian Brothers	L	43-47
Christian Brothers	W	77-60

1952-53

Coach: Floyd Burdette

Record: 7-9

Opponent	W-L	Score
Freed-Hardeman	L	49-53
Bethel College	L	66-77
Northwest	L	61-68
Union Frosh	W	63-61
Austin Peay Frosh	W	61-55
Lambuth	L	55-72
Paducah	L	72-87
Christian Brothers	W	60-55
Freed-Hardeman	W	71-67
Bethel College	W	70-65
Northwest	W	78-56
Union Frosh	L	55-65
Austin Peay Frosh	L	62-76
Lambuth	L	60-66
Paducah	L	65-81
Christian Brothers	W	48-47

1953-54

Coach: Floyd Burdette

Record: 15-3

Opponent	W-L	Score
Whiskered Wizards*	W	69-55
Rutherford Independent	W	84-58
Rivers Independent	W	79-50
Athens	W	92-49
Murray St. Jr. Varsity	W	90-73
Bethel College	L	74-79
Freed-Hardeman	W	70-64
Lambuth	L	67-74
Austin Peay Jr. Varsity	W	78-48
Belmont College	W	83-81
Christian Brothers	W	50-49
Bethel College	W	70-59
Freed-Hardeman	W	91-74
Christian Brothers	W	69-64
Austin Peay Jr. Varsity	W	78-49
NE Miss. Jr. College	W	84-60
Belmont College	L	60-67
Memphis Navy	W	83-75
Lambuth	W	87-75

* Exhibition Game

1954-55

Coach: Floyd Burdette

Record: 14-4

Opponent	W-L	Score
Parsons Independent	W	88-63
Pilot Oak Independent	W	76-61
Freed-Hardeman	W	64-52
Lambuth	W	89-86
Union University	W	68-56
Freed-Hardeman	W	72-52
Murray State Jr. Varsity	L	69-75
Vanderbilt Frosh	W	75-58
Christian Brothers	W	71-37
Union University	W	92-85
Memphis Navy	L	69-82
Murray State Jr. Varsity	L	50-56
Vanderbilt Frosh	W	62-56
Paducah Jr. College	W	95-75
Christian Brothers	L	57-60
Memphis Navy	W	85-64
Steward A.F. Base	W	83-81
Lambuth	W	86-56

1955-56

Coach: Floyd Burdette

Record: 13-6

Opponent	W-L	Score
Trenton Independent	W	109-43
Kennett Missouri	W	72-69
Freed-Hardeman	W	72-66
Oakland City	W	71-65
Bethel College	L	102-104
Paducah Jr. College	L	81-93
Freed-Hardeman	W	82-78
Lambuth College	W	87-74
Bethel College	W	86-81
Murray State Jr. Varsity	W	79-74
Middle Tenn. Jr. Varsity	W	84-76
Union University	W	84-62
Union University	L	73-77
Vanderbilt Frosh	L	69-90
Vanderbilt Frosh	L	65-93
Paducah Jr. College	W	70-60
Clarksville Naval	W	75-61
Lambuth	W	70-66
Murray State Jr. Varsity	L	83-99

1956-57

Coach: Floyd Burdette

Record: 7-13

Opponent	W-L	Score
Trenton	W	121-38
Oakland City	L	86-96
Oakland City	L	61-82
Paducah Jr. College	L	66-70
Delta State	W	87-78
Freed-Hardeman	L	71-75
Mo. School of Mines	L	60-75
Union University	L	57-66
Trenton	W	91-44
Paducah Jr. College	L	70-92
Athens	L	52-72
Union University	W	79-63
Lambuth	W	87-69
Murray State Jr. Varsity	W	68-67
Lambuth	L	66-68
Vanderbilt Frosh	L	48-72
Freed-Hardeman	W	92-90
Murray State	L	74-80

Delta State	L	65-78
Vanderbilt Frosh	L	70-84

1957-58

Coach: Floyd Burdette

Record: 8-2

Opponent	W-L	Score
Jackson Independent	W	92-39
Athens	L	79-84
Oakland City	W	83-75
Oakland City	W	70-59
Delta State	W	69-58
Paducah Jr. College	W	97-73
Mo. School of Mines	W	79-55
Belmont College	W	82-75
Union University	W	67-63
Paducah Jr. College	L	69-72

1958-59

Coach: Floyd Burdette

Record: 9-13

Opponent	W-L	Score
Union University	W	87-47
Bethel College	L	62-63
Oakland City	L	91-94
Oakland City	L	67-80
Bethel College	L	62-72
Freed-Hardeman	W	58-38
Missouri School of Mines	W	79-74
David Lipscomb	W	71-70
David Lipscomb	L	59-70
Union University	W	71-68
Freed-Hardeman	L	60-77
Christian Brothers	L	55-66
Lambuth College	W	65-64
Union University	L	65-94
Bethel College	W	83-72
Christian Brothers	L	50-58
Tennessee Doctors	W	76-66
Belmont College	W	83-61
David Lipscomb	L	61-63

1959-60

Coach: Floyd Burdette

Record: 10-9

Opponent	W/L	Result
Ky-Tenn. All-Stars	W	88-74
Arkansas College	W	74-72
Christian Brothers	L	50-69
Union University	W	67-64
Freed-Hardeman	W	90-81
Missouri School of Mines	W	84-32
Austin Peay	L	50-75
Belmont College	W	72-67
Lambuth College	L	51-52
Freed-Hardeman	L	69-71
Union University	W	59-56
David Lipscomb	L	54-58
Christian Brothers	L	48-71
Belmont College	L	60-62
Austin Peay	L	75-78
Lambuth College	W	68-57
David Lipscomb	W	71-68
Milligan	W	61-58
Tennessee Wesleyan	L	63-66

YEARLY RESULTS

1960-61

Coach: Floyd Burdette

Record: 13-10/ VSAC: 7-5

Date	Opponent	H/A	Result
11/18	Arkansas College	H	W, 86-69
11/24	Harding Academy	A	L, 67-68
11/24	Arkansas College	A	W, 95-73
11/28	Harding Academy	H	W, 95-71
12/1	* Freed-Hardeman	H	W, 100-63
12/5	* Austin Peay	A	W, 73-72
12/8	* Freed-Hardeman	A	W, 82-64
12/17	Mo. School of Mines	A	L, 71-81
1/7	Delta State	A	L, 50-73
1/14	* David Lipscomb	H	W, 62-57
1/19	* Union University	H	L, 68-69
1/21	Delta State	H	W, 89-86
1/23	* Lambuth	H	W, 87-70
1/28	* Belmont College	A	L, 74-76
1/30	Florence	A	L, 69-72
2/2	Florence	H	W, 87-76
2/4	* David Lipscomb	A	L, 65-82
2/9	* Union University	A	L, 61-67
2/11	* Austin Peay	H	L, 86-95
2/14	* Lambuth	A	W, 92-73
2/18	* Belmont College	H	W, 87-86
	\$ Lincoln Memorial		W, 79-76
	\$ Austin Peay		L, 75-82

* - Volunteer State Athletic Conference Game
\$ - VSAC Tournament

1961-62

Coach: Floyd Burdette

Record: 13-11/ VSAC: 8-6

Opponent	H/A	Result
* Freed-Hardeman	H	W, 96-75
Arkansas College	A	L, 72-90
* Lambuth	A	L, 73-74
Mo. School of Mines	H	W, 109-83
Arkansas College	H	W, 92-80
* Bethel College	H	W, 89-74
Florence State	A	L, 77-79
* Freed-Hardeman	A	W, 85-67
* Belmont College	A	W, 84-64
* Bethel	H	L, 69-71
* Belmont	H	W, 68-57
* Austin Peay	A	L, 79-82
* David Lipscomb	H	W, 62-61
* Austin Peay	H	L, 76-80
* Union University	A	L, 81-92
Florence State	H	L, 82-89
* Union University	H	W, 98-73
Delta State	A	L, 76-87
* Lambuth	H	W, 90-75
* David Lipscomb	A	L, 56-58
\$ Lincoln Memorial		W, 77-59
\$ Tusculum College		W, 62-48
\$ Austin Peay		W, 74-65
\$ Carson-Newman		L, 42-63

* - Volunteer State Athletic Conference Game
\$ - VSAC Tournament

1962-63

Coach: Floyd Burdette

Record: 12-12/ VSAC: 6-4

Date	Opponent	H/A	Result
12/6	Lambuth	H	W, 85-83
12/14	Southeast Missouri	A	L, 77-93
12/17	# Wofford	A	L, 59-66
12/18	# Mississippi College	A	L, 73-85

12/20	Arkansas College	H	W, 83-80
12/21	Arkansas College	H	W, 85-62
12/28	% Arkansas College	A	L, 44-62
12/29	% Arkansas State	A	W, 78-75
1/7	Delta State	H	L, 60-70
1/10	Florence State	H	W, 86-69
1/12	* David Lipscomb	A	L, 64-70
1/17	Lambuth	A	L, 64-65
1/21	* Belmont College	H	W, 83-61
1/24	* Bethel College	H	W, 80-70
1/28	* Union University	H	W, 87-76
1/31	* Austin Peay	H	W, 82-74
2/2	* Belmont College	A	W, 99-81
2/4	* Bethel College	A	W, 69-57
2/7	* Austin Peay	A	L, 57-74
2/11	* Union University	A	L, 69-78
2/14	* David Lipscomb	H	L, 60-70
2/16	Florence State	A	L, 78-94
2/20	\$ Milligan	A	W, 70-63
2/22	\$ Tennessee Wesleyan	A	L, 67-79
#	- Union University Invitational		
%	- Arkansas College Invitational		
*	- Volunteer State Athletic Conference Game		
\$	- VSAC Tournament		

1963-64

Coach: Floyd Burdette

Record: 11-10/ VSAC: 8-4

Date	Opponent	H/A	Result
	* Austin Peay	A	L, 65-89
12/7	* Lambuth College	H	W, 89-66
12/11	Florence State	H	L, 65-73
12/14	Southeast Missouri	A	L, 80-110
12/20	Arkansas College	H	W, 75-71
12/31	Arkansas College	A	L, 66-74
1/8	Southeast Missouri	H	L, 56-63
1/11	* David Lipscomb	H	W, 68-61
1/14	* Union University	A	W, 69-65
1/18	* Belmont College	A	L, 68-71
	Florence State	H	W, 79-76
1/25	Delta State	A	W, 80-74
1/27	* Bethel College	H	W, 70-54
1/30	* Lambuth	A	W, 70-63
2/1	* Belmont College	H	W, 81-74
2/3	* Union University	H	L, 73-75
2/6	Delta State	H	L, 76-80
2/10	* Austin Peay	H	L, 68-82
2/13	* Bethel College	A	W, 57-56
2/15	* David Lipscomb	A	W, 65-59
2/19	\$ Tennessee Wesleyan	A	L, 62-72
*	- Volunteer State Athletic Conference Game		
\$	- VSAC Tournament		

1964-65

Coach: Floyd Burdette

Record: 11-13/ VSAC: 6-6

Date	Opponent	H/A	Result
12/3	Middle Tennessee	H	L, 89-94
12/7	* Lambuth	H	W, 72-58
12/9	* Austin Peay	H	W, 58-48
12/11	Southeast Missouri	H	L, 55-71
12/17	* Lambuth	A	L, 66-69
12/18	Southeast Missouri	A	L, 66-76
12/28	# Hendrix College	A	L, 81-87
12/29	# Arkansas Tech	A	W, 97-94
12/30	# Harding College	A	W, 71-70
1/2	* David Lipscomb	A	W, 59-56
1/4	Christian Brothers	A	W, 91-82
1/9	* Belmont College	A	L, 56-61

1/14	* Bethel College	H	W, 80-76
1/16	* David Lipscomb	H	W, 71-64
1/18	* Union University	H	L, 62-67
1/23	Delta State	A	L, 65-73
1/26	* Bethel College	A	W, 68-65
1/28	* Austin Peay	A	L, 69-70
2/3	Christian Brothers	A	L, 74-84
2/6	Delta State	H	W, 85-71
2/8	* Belmont College	H	L, 72-86
2/13	* Union University	A	L, 67-75
2/17	\$ King College	A	W, 84-70
2/18	\$ Tusculum	A	L, 70-82

- AIC Holiday Tournament

* - Volunteer State Athletic Conference Game

\$ - VSAC Tournament

1965-66

Coach: Floyd Burdette

Record: 12-8/VSAC: 7-2

VSAC Western Division Champions

Opponent	H/A	Result
Middle Tennessee	A	L, 57-59
* Bethel College	H	W, 75-62
* Bethel College	A	W, 83-61
* Belmont College	A	W, 68-63
Southeast Missouri	H	W, 92-84
Arkansas College	A	L, 56-74
Arkansas College	A	L, 74-77
* Belmont College	H	W, 86-66
* Austin Peay	A	L, 84-99
Christian Brothers	H	L, 82-84
* Union University	A	L, 68-73
Ark. St. Teachers	H	W, 77-70
Delta State	H	W, 75-65
Christian Brothers	H	W, 75-63
* Union University	H	W, 71-67
* Lambuth	A	W, 64-53
* Austin Peay	H	W, 107-86
Southeast Missouri	H	L, 86-113
\$ Lincoln Memorial	A	W, 71-64
\$ Tusculum College	A	L, 50-59

* - Volunteer State Athletic Conference Game
\$ - VSAC Tournament

1966-67

Coach: Floyd Burdette

Record: 11-13/VSAC: 6-1

VSAC Western Division Champions

Date	Opponent	H/A	Result
12/1	Middle Tennessee	A	L, 94-108
12/5	# Tennessee State	A	L, 51-64
12/6	# Birmingham Southern	A	L, 74-80
12/10	Middle Tennessee	H	W, 94-78
12/15	* Belmont College	A	W, 87-79
12/19	Arkansas College	H	W, 60-58
12/20	Arkansas College	H	W, 95-63
12/22	Southeast Missouri	A	L, 71-75
1/4	Austin Peay	A	L, 66-77
1/6	Delta State	A	L, 61-82
1/7	Delta State	A	L, 57-67
1/12	Bethel College	A	L, 53-55
1/14	* Christian Brothers	A	L, 55-58
1/19	Austin Peay	H	L, 71-74
1/21	* Union University	H	W, 61-57
1/25	Southeast Missouri	H	W, 87-77
1/28	Arkansas State	A	L, 71-96
1/30	Arkansas State	A	L, 67-77
2/2	* Christian Brothers	H	W, 77-70
2/9	* Bethel College	H	W, 66-56

YEARLY RESULTS

2/11	* Belmont College	H	W, 78-60
2/16	* Union University	A	W, 88-68
2/18	Delta State	A	W, 87-77
	\$ Tusculum College	A	L, 63-66

- Music City Invitational

* - Volunteer State Athletic Conference Game

\$ - VSAC Tournament

1967-68

Coach: Floyd Burdette

Record: 3-18/VSAC: 3-7

Date	Opponent	H/A	Result
12/5	Austin Peay	A	L, 70-76
12/9	Middle Tennessee	H	L, 69-88
12/14	Delta State	A	L, 84-97
12/19	David Lipscomb	H	L, 67-77
1/3	Southwestern	A	L, 81-82
1/6	* Christian Brothers	A	L, 68-73
1/8	Kentucky Wesleyan	A	L, 65-79
1/11	* Bethel College	A	W, 76-75
1/17	Austin Peay	H	L, 64-68
1/20	* Union University	H	L, 73-77
1/25	* Christian Brothers	H	L, 70-73
1/27	* Belmont College	H	W, 85-59
1/30	Arkansas College	H	L, 58-67
2/1	Middle Tennessee	A	L, 83-100
2/8	* Bethel College	H	L, 73-79
2/10	* Belmont College	A	L, 62-68
2/15	* Union University	A	L, 59-68
2/17	Delta State	H	L, 64-67
2/21	* King College	A	W, 86-64
2/22	* Union University	A	L, 64-66
3/2	Kentucky Wesleyan	H	L, 86-97

* - Volunteer State Athletic Conference Game

1968-69

Coach: Floyd Burdette

Record: 8-12/VSAC: 5-5

Date	Opponent	H/A	Result
11/30	Southwestern	H	L, 72-86
12/2	Arkansas State	A	W, 76-66
12/4	* Austin Peay	A	L, 64-84
12/7	Middle Tennessee	H	L, 89-103
12/14	Tennessee Tech	A	L, 69-100
12/16	Delta State	A	L, 73-78
12/18	* Austin Peay	H	L, 73-95
1/4	* Christian Brothers	H	W, 86-65
1/9	* Bethel College	H	W, 80-68
1/13	David Lipscomb	A	L, 67-82
1/18	* Union University	H	L, 68-74
1/21	Southwestern	A	L, 76-77
1/24	* Belmont College	A	W, 75-68
1/28	Arkansas State	H	W, 87-69
2/1	* Christian Brothers	A	W, 81-77
2/6	* Bethel College	A	L, 76-112
2/8	* Belmont College	H	W, 102-71
2/13	* Union University	A	L, 72-73
2/15	Delta State	H	W, 89-85
	Tennessee Wesleyan	H	L, 64-66

* - Volunteer State Athletic Conference Game

1969-70

Coach: Floyd Burdette

Record: 14-12/VSAC: 6-4

VSAC Western Division Champions
VSAC Champions

Date	Opponent	H/A	Results
12/1	Southwestern	H	W, 86-85
12/3	* Austin Peay	A	L, 98-118

12/5	# Bethel College	A	L, 88-94
12/6	# LaGrange	A	W, 76-66
12/8	Arkansas State	H	L, 74-83
12/13	Delta State	H	W, 89-66
12/20	LeMoyné-Owen	A	L, 68-81
12/22	Missouri-St. Louis	H	L, 77-86
12/30	Middle Tennessee	A	L, 78-83
1/3	Missouri-St. Louis	A	L, 85-86
1/7	* Christian Brothers	H	W, 78-51
1/10	* Bethel College	H	W, 94-92
1/14	* Austin Peay	H	W, 89-87
1/17	* Union University	H	W, 74-69
1/19	Southwestern	A	W, 91-80
1/22	Arkansas State	A	L, 67-73
1/24	* Belmont College	H	W, 119-75
1/26	LeMoyné-Owen	H	W, 101-72
1/31	* Christian Brothers	H	L, 66-67
2/5	* Bethel College	A	L, 69-76
2/7	* Belmont College	A	L, 77-79
2/12	* Union University	A	W, 67-65
2/14	Delta State	A	L, 86-89
2/18	\$ Union University	N	W, 78-75
2/19	\$ Carson-Newman	N	W, 92-81
2/21	\$ LeMoyné-Owen	N	W, 80-55

- Lambuth College Tournament-Jackson

* - Volunteer State Athletic Conference Game

\$ - VSAC Tournament

1970-71

Coach: Floyd Burdette

Record: 3-20/VSAC: 0-9

Date	Opponent	H/A	Result
12/1	Southwestern	A	W, 94-88
12/5	* Austin Peay	A	L, 83-97
12/7	Delta State	H	L, 80-94
12/12	Southern Indiana	H	W, 88-82
12/17	Missouri-St. Louis	A	W, 85-78
12/18	SIU Edwardsville	A	L, 75-85
12/30	Missouri-St. Louis	H	L, 70-71
1/1	SIU Edwardsville	H	L, 76-103
1/6	* Christian Brothers	A	L, 66-68
1/9	* Bethel	A	L, 66-72
1/14	LeMoyné-Owen	H	L, 90-103
1/16	* Belmont College	A	L, 70-71
1/21	* Union University	A	L, 78-84
1/23	* Christian Brothers	H	L, 65-70
1/26	LeMoyné-Owen	A	L, 66-75
1/30	* Belmont	H	L, 80-84
2/4	* Union University	H	L, 73-74
2/6	Southwestern	H	L, 83-86
2/11	* Bethel College	H	L, 77-97
2/15	\$ Belmont College	A	L, 52-74
2/25	Middle Tennessee	A	L, 59-66
2/27	Delta State	A	L, 68-70
3/4	Middle Tennessee	H	L, 72-74

* - Volunteer State Athletic Conference Game

\$ - VSAC Tournament

1971-72

Coach: Bob Paynter

Record: 10-16/Gulf South Conference: 3-5

Date	Opponent	H/A	Result
12/1	Austin Peay	A	L, 76-89
12/4	Middle Tennessee	H	W, 66-65
12/8	Lambuth	A	L, 89-97
12/11	* Florence State	H	W, 83-82
12/17	# Southeast Missouri	A	L, 87-95
12/18	# Christian Brothers	A	L, 62-73
12/23	Ind. State Evansville	A	W, 76-64

1/6	Union University	H	L, 69-78
1/8	* Livingston	H	L, 71-92
1/13	Christian Brothers	A	L, 64-72
1/15	* Jacksonville State	A	L, 79-85
1/20	Middle Tennessee	A	L, 57-77
1/22	Lambuth	H	W, 84-75
1/27	Bethel College	A	L, 81-98
1/29	* Jacksonville State	H	W, 99-79
1/31	* Troy State	H	W, 87-83
2/3	Austin Peay	H	W, 78-77
2/5	* Florence State	A	L, 75-88
2/10	Bethel College	H	L, 84-88
2/12	* Livingston	A	L, 77-90
2/14	* Troy State	A	L, 75-84
2/17	Christian Brothers	H	W, 77-69
2/19	Union University	A	L, 63-87
2/22	\$ Nicholls State	A	W, 111-94
2/23	* Troy State	A	L, 77-81
2/26	Southeast Missouri	H	W, 91-87

- Girardot Classic

* - Gulf South Conference Game

\$ - GSC Tournament

1972-73

Coach: Bob Paynter

Record: 13-13/Gulf South Conference: 5-9

Date	Opponent	H/A	Result
11/28	Southwestern	A	W, 72-60
12/1	# Union University	A	L, 78-87
12/2	# Lincoln Memorial	A	W, 75-59
12/6	Lambuth	A	W, 66-60
12/9	Ind. St.-Evansville	H	W, 67-50
12/16	Bethel College	A	L, 76-83
12/22	Southeast Missouri	A	L, 72-81
1/4	Lambuth College	H	W, 89-88
1/6	Southwestern	H	W, 87-59
1/11	Union University	A	W, 85-78
1/13	* Southeastern La.	H	W, 76-75
1/15	* Nicholls State	H	W, 75-72
1/19	* Jacksonville State	A	L, 71-84
1/20	* Troy State	A	L, 85-103
1/25	* Florence State	H	L, 81-91
1/27	* Livingston	A	L, 95-96
1/31	* Delta State	A	W, 78-69
2/2	* Nicholls State	A	L, 64-87
2/3	* Southeastern La.	A	L, 57-76
2/9	* Jacksonville State	H	L, 71-81
2/10	* Troy State	H	W, 89-90
2/13	Bethel College	H	L, 73-79
2/17	* Livingston	H	W, 76-72
2/19	* Delta State	H	L, 69-74
2/23	* Florence State	A	L, 84-68
2/27	Union University	H	W, 106-80

- Middlesboro Invitational

* - Gulf South Conference Game

1973-74

Coach: Bob Paynter

Record: 8-15/Gulf South Conference: 3-10

Date	Opponent	H/A	Result
12/1	Bradley	A	L, 65-99
12/5	Arkansas	A	L, 68-80
12/8	Lambuth	H	W, 88-75
12/14	Ind. St.-Evansville	A	L, 66-74
12/17	* Nicholls State	H	W, 73-64
12/19	Christian Brothers	H	W, 74-69
1/2	Chattanooga	A	L, 83-88
1/5	* Livingston	H	W, 85-69
1/11	* Troy State	A	L, 61-74

YEARLY RESULTS

1/12	* Jacksonville State	A	L, 67-78
1/15	* Mississippi College	H	L, 59-74
1/17	Union University	A	W, 77-73
1/24	David Lipscomb	A	W, 85-78
1/26	* Florence State	A	L, 80-83
1/30	Chattanooga	H	L, 78-94
2/2	* Southeastern La.	H	L, 59-75
2/6	* Florence State	H	L, 80-83
2/9	* Livingston	A	L, 73-79
2/15	* Troy State	H	W, 88-81
2/16	* Jacksonville State	H	L, 71-77
2/19	Union University	H	W, 95-78
2/22	* Delta State	A	L, 76-77
2/23	* Northwestern La.	A	L, 83-100

* - Gulf South Conference Game

1974-75

Coach: Bob Paynter

Record: 11-13/Gulf South Conference: 6-7

Date	Opponent	H/A	Result
11/30	Chattanooga	A	L, 98-108
12/4	Lambuth College	A	W, 89-80
12/7	Union University	H	W, 75-67
12/16	Indiana State	A	L, 83-95
12/18	Christian Brothers	A	L, 71-75
12/21	Arkansas State	A	L, 73-95
1/3	* Mississippi College	A	W, 82-76
1/4	* Livingston	A	W, 77-52
1/7	Indiana State	H	W, 79-75
1/10	* Troy State	H	L, 70-74
1/11	* Jacksonville State	H	W, 67-65
1/16	* North Alabama	H	W, 73-72
1/18	Chattanooga	H	L, 69-70
1/20	Missouri-St. Louis	H	W, 78-73
1/25	David Lipscomb	H	W, 68-66
1/31	* SE Louisiana	A	L, 66-79
2/2	* Nicholls State	A	L, 74-76
2/6	* North Alabama	H	L, 58-74
2/8	* Livingston	H	W, 78-75
2/10	Bethel College	H	L, 58-60
2/15	* Troy State	A	L, 70-76
2/17	* Jacksonville State	A	L, 75-99
2/22	* Northwestern La.	H	W, 90-74
2/24	* Delta State	H	L, 61-62

* - Gulf South Conference Game

1975-76

Coach: Bob Paynter

Record: 15-8/Gulf South Conference: 5-6

Date	Opponent	H/A	Result
11/29	Fort Campbell	H	W, 97-51
12/1	Chattanooga	A	L, 69-95
12/3	Lambuth College	A	W, 87-80
12/6	* Livingston	H	W, 80-60
12/9	Christian Brothers	A	W, 64-53
12/18	* Delta State	A	W, 85-74
1/3	Christian Brothers	H	W, 74-58
1/8	Lambuth College	H	W, 76-61
1/10	* North Alabama	H	L, 59-62
1/12	Arkansas State	H	W, 81-66
1/17	* Troy State	A	L, 53-63
1/19	* Jacksonville State	A	L, 53-61
1/23	Missouri-St. Louis	A	W, 77-75
1/26	* Mississippi College	H	W, 93-55
1/29	Freed-Hardeman	H	W, 99-80
1/31	Chattanooga	H	W, 76-70
2/6	* SE Louisiana	H	W, 61-48
2/7	* Nicholls State	H	L, 64-81
2/9	Bethel College	A	W, 79-69

2/14	* Livingston	A	L, 74-82
2/20	* Troy State	H	W, 68-66
2/21	* Jacksonville State	H	L, 74-76
	\$ North Alabama		L, 56-58

* - Gulf South Conference Game

\$ - GSC Tournament

1976-77

Coach: Bob Paynter

Record: 13-9/Gulf South Conference: 7-9

Date	Opponent	H/A	Result
11/27	* Delta State	A	W, 69-65
12/3	* Mississippi College	A	L, 84-97
12/4	* Livingston	A	L, 76-78
12/8	Tennessee State	A	W, 51-49
12/13	Lambuth	A	W, 78-67
1/7	* SE Louisiana	H	L, 54-57
1/8	* Nicholls State	H	W, 80-70
1/13	Union University	A	W, 73-57
1/15	* North Alabama	H	L, 62-68
1/21	* Troy State	A	L, 56-60
1/22	* Jacksonville State	A	L, 94-100
1/28	* Mississippi College	H	W, 64-62
1/29	* Livingston	H	W, 76-62
2/1	Union University	H	W, 59-57
2/5	* Delta State	H	W, 91-68
2/8	Tennessee State	H	W, 65-63
2/11	* Nicholls State	A	L, 94-118
2/12	* SE Louisiana	A	L, 61-76
2/17	Lambuth	H	W, 73-61
2/19	* North Alabama	A	L, 73-82
2/25	* Troy State	H	W, 80-78
2/26	* Jacksonville State	H	W, 97-79

* - Gulf South Conference Game

1977-78

Coach: Bob Paynter

Record: 11-14/Gulf South Conference: 5-7

Date	Opponent	H/A	Result
11/25	Nicholls State	A	L, 63-70
11/26	SE Louisiana	A	L, 62-66
12/1	Fort Campbell	H	W, 90-68
12/3	Tennessee State	A	L, 53-83
12/6	Union University	A	L, 86-95
12/12	Lambuth	A	W, 72-69
12/16	Chapman	A	L, 78-91
12/19	San Diego	A	L, 68-96
12/21	Calif. St.-Northridge	A	L, 46-47
1/4	Tennessee State	H	W, 66-58
1/7	* Livingston	H	L, 71-75
1/9	* Delta State	H	W, 82-71
1/12	* Mississippi College	A	L, 55-64
1/14	Indiana-Purdue	H	W, 63-49
1/16	Union University	H	W, 82-79
1/20	* Jacksonville State	H	W, 71-62
1/27	* North Alabama	A	W, 51-50
1/30	* North Alabama	H	L, 55-57
2/4	* SE Louisiana	H	W, 68-65
2/6	* Nicholls State	H	W, 83-73
2/10	* Delta State	A	L, 62-64
2/11	* Livingston	A	L, 61-79
2/17	* Mississippi College	H	L, 52-55
2/20	Lambuth	H	W, 85-77
2/24	* Jacksonville State	A	L, 74-75

* - Gulf South Conference Game

1978-79

Coach: Bob Paynter

Record: 7-19/Gulf South Conference: 2-14

Date	Opponent	H/A	Result
11/25	Indiana-Purdue	A	W, 94-81
11/27	Westminster	H	W, 95-83
12/1	* SE Louisiana	H	W, 73-69
12/2	* Nicholls	H	L, 74-77
12/7	North Dakota State	H	L, 71-84
12/13	Murray State	A	L, 65-75
1/3	Tennessee State	H	L, 56-68
1/6	* Livingston	A	L, 70-92
1/8	* Delta State	A	L, 62-93
1/11	* Mississippi College	H	W, 79-64
1/15	Tennessee State	A	L, 67-83
1/18	Fort Campbell	H	W, 75-65
1/20	* Troy State	A	L, 54-60
1/22	* Jacksonville State	A	L, 85-88
1/25	* North Alabama	A	L, 81-86
1/30	Kentucky Wesleyan	H	W, 89-84
2/2	* SE Louisiana	A	L, 65-78
2/3	* Nicholls State	A	L, 91-114
2/9	* Delta State	H	L, 70-83
2/10	* Livingston	H	L, 57-60
2/13	Southeast Missouri	H	L, 72-81
2/15	* North Alabama	H	L, 75-92
2/17	* Mississippi College	A	L, 79-83
2/19	Columbia College	H	W, 77-60
2/23	* Jacksonville State	H	L, 58-71
2/24	* Troy State	H	L, 87-93

* - Gulf South Conference Game

1979-80

Coach: Bob Paynter

Record: 11-15/Gulf South Conference: 3-9

Date	Opponent	H/A	Result
12/1	Anderson College	H	W, 72-67
12/7	Central Methodist	H	W, 72-71
12/8	Missouri Baptist	H	W, 115-60
12/12	North Dakota	A	L, 64-79
12/13	North Dakota State	A	L, 69-72
12/20	# Kentucky State	A	L, 58-75
12/21	# St. Mary's	A	W, 75-74
12/22	# Olivet	A	W, 77-58
1/3	Kentucky Wesleyan	A	L, 68-104
1/5	* Livingston	H	W, 74-69
1/7	* Delta State	H	W, 83-78
1/11	* Mississippi College	A	L, 74-90
1/14	Tennessee State	A	L, 72-92
1/16	* North Alabama	H	L, 64-72
1/19	* Troy State	H	W, 67-63
1/21	* Jacksonville State	H	L, 73-75
1/24	* North Alabama	A	L, 63-81
1/26	Blackburn	H	W, 78-63
1/30	Southeast Missouri	H	W, 85-74
2/2	Westminster	H	W, 90-61
2/6	Tennessee State	H	L, 76-83
2/9	* Livingston	A	L, 67-71
2/11	* Delta State	A	L, 60-84
2/15	* Mississippi College	H	L, 52-56
2/22	* Jacksonville State	A	L, 78-95
2/23	* Troy State	A	L, 69-79

- Chicago State University Classic

* - Gulf South Conference Games

YEARLY RESULTS

1980-81

Coach: Art Tollis

Record: 12-14/Gulf South Conference: 5-7

Date	Opponent	H/A	Result
11/29	Lindenwood	H	W, 107-46
12/3	North Central	H	W, 107-72
12/5	North Dakota	H	W, 62-59
12/8	Tennessee Temple	H	L, 62-74
12/11	Austin Peay	A	L, 75-86
12/17	Mississippi State	A	L, 60-87
12/20	Maryville	H	W, 105-78
12/22	Tennessee State	A	L, 58-62
1/2	New York State	H	W, 76-61
1/5	Southeast Missouri	A	L, 71-73
1/9*	Mississippi College	H	W, 88-77
1/12	* North Alabama	H	W, 83-66
1/16	* Livingston	A	L, 66-72
1/17	* North Alabama	A	L, 43-49
1/20	Tennessee State	H	W, 68-67
1/23	* Troy State	H	W, 67-65
1/24	* Livingston	H	L, 58-72
1/30	* Jacksonville State	A	L, 35-48
1/31	* Troy State	A	L, 63-64
2/4	Missouri Baptist	H	W, 82-77
2/7	* Jacksonville State	H	W, 47-46
2/9	Murray State	H	L, 58-59
2/14	* Delta State	H	W, 58-55
2/20	* Delta State	A	L, 69-78
2/21	* Mississippi College	A	L, 74-75
	\$ Delta State		L(OT), 59-62

* - Gulf South Conference Game

\$ - GSC Tournament

1981-82

Coach: Art Tollis

Record: 20-11/Gulf South Conference: 9-3

Date	Opponent	H/A	Result
11/23	Bethel	H	L, 71-79
11/28	Lambuth	A	W, 86-84
	Alabama	A	L, 94-64
12/4	# West Georgia	A	L, 57-59
12/5	# Oakland City	A	W, 81-76
12/12	Mississippi State	A	W, 65-41
12/14	Lane	H	W, 96-81
12/19	Rust College	H	W, 69-60
12/21	Augustana	H	L, 62-70
12/28	Chattanooga	H	L, 42-48
12/29	Freed-Hardeman	H	W, 85-69
1/4	* North Alabama	H	W, 52-45
1/9	* Livingston	H	L, 40-41
1/11	Southwest Baptist	H	W, 69-51
1/13	Southeast Missouri	H	W, 77-43
1/16	* Delta State	A	L, 14-15
1/18	* Mississippi College	H	W, 68-63
1/23	* Troy State	H	W, 67-55
1/25	* Jacksonville State	H	W, 68-62
1/30	* North Alabama	A	W, 55-54
2/1	Kentucky Wesleyan	A	L, 53-55
2/6	* Delta State	H	W, 78-64
2/13	* Troy State	A	W, 80-68
2/15	* Jacksonville State	A	W, 69-64
2/19	* Mississippi College	A	W, 47-43
2/20	* Livingston	A	L, 57-62
2/22	\$ Mississippi College		W, 82-50
	\$ Delta State		W, 48-36
	\$ Livingston		L, 47-49
	& Central Missouri		W, 46-42
	& Southeast Missouri		L, 53-56

* - Gulf South Conference Game

\$ - GSC Tournament

& - NCAA Division II Tournament

1982-83

Coach: Tom Hancock

Record: 21-10/Gulf South Conference: 11-3

Date	Opponent	H/A	Result
11/22	Lambuth	H	W, 124-83
11/23	Union University	H	W, 90-68
11/27	William Penn	H	W, 101-68
11/30	Arkansas College	H	W, 76-74
12/2	Lane	H	W, 97-77
12/4	Freed-Hardeman	H	W, 85-71
12/6	Tennessee Tech	A	L, 89-102
12/9	Bethel	H	W, 108-90
12/10	Southeast Missouri	A	L, 65-71
12/20	Missouri	A	L, 58-71
12/22	Rust College	H	W, 64-50
1/3	Chattanooga	A	L, 68-81
1/4	Blackburn College	H	W, 103-84
1/8	* Livingston	A	L, 61-64
1/10	* Jacksonville State	A	L, 59-71
1/15	* Valdosta State	H	W, 90-84
1/17	* Troy State	H	W, 93-77
1/22	* Delta State	A	L, 56-59
1/24	* Mississippi College	A	W, 70-58
1/29	* North Alabama	H	W, 101-89
2/5	* Livingston	H	W, 76-65
2/7	* Jacksonville State	H	W, 84-78
2/12	* Valdosta State	A	W, 75-63
2/14	* Troy State	A	W, 55-52
2/19	* Delta State	H	W, 48-36
2/21	* Mississippi College	H	W, 90-70
2/26	* North Alabama	A	W, 68-63
3/1	\$ Delta State		W, 17-11
3/3	\$ Valdosta State		L, 76-77
	! Southeast Missouri	A	L, 71-83
	! Stephen F. Austin	A	L, 70-83

* - Gulf South Conference Game

\$ - GSC Tournament

! - NCAA Division II Tournament

1983-84

Coach: Tom Hancock

Record: 19-10/Gulf South Conference: 8-6

Date	Opponent	H/A	Result
11/19	Union University	H	W, 87-71
11/21	Bethel	H	W, 84-70
11/26	Illinois State	A	L, 56-68
11/28	Central Methodist	H	W, 98-81
12/2	Lambuth	H	W, 110-81
12/3	Otterbein	H	W, 110-84
12/6	Kentucky Wesleyan	H	L, 66-102
12/8	Freed-Hardeman	H	W, 87-69
12/10	Alabama	A	L, 71-95
12/19	Southwest Baptist	H	W, 99-81
12/22	Rust College	H	W, 71-44
1/3	Southeast Missouri	H	W, 78-64
1/7	* Livingston	H	W, 92-71
1/9	* Jacksonville State	H	W, 66-63
1/12	* Valdosta State	A	L, 58-60
1/16	* Troy State	A	L, 64-82
1/21	* Delta State	H	W, 61-60
1/23	* Mississippi College	H	W, 88-66
1/28	* North Alabama	A	L, 71-77
1/30	Lane	H	W, 105-72
2/4	* Livingston	A	W, 91-72
2/6	* Jacksonville State	A	L, 66-90
2/11	* Valdosta State	H	W, 94-68

2/13	* Troy State	H	W, 65-62
2/18	* Delta State	A	L, 65-73
2/20	* Mississippi College	A	L, 74-84
2/25	* North Alabama	H	W, 81-77
	\$ Delta State		W, 65-64
	\$ Jacksonville State		L, 82-97

* - Gulf South Conference Game

\$ - GSC Tournament

1984-85

Coach: Tom Hancock

Record: 20-9/Gulf South Conference: 10-6

Date	Opponent	H/A	Result
11/19	Bethel College	H	W, 111-75
11/24	Freed-Hardeman	H	W, 80-63
11/26	Rust	H	W, 100-67
12/1	Southeast Missouri	A	L, 59-74
12/3	Lane College	H	W, 116-64
12/6	Union University	H	W, 96-71
12/8	* Mississippi College	H	W, 66-55
12/10	* Livingston	H	W, 47-37
12/15	Belmont	H	W, 105-64
12/18	Florida State	A	L, 73-90
12/20	Stetson	A	W, 75-61
1/5	* West Georgia	A	W, 57-55
1/7	* Jacksonville State	A	L, 70-98
1/9	Rhodes College	H	W, 85-72
1/12	Cumberland (Tenn.)	H	W, 69-55
1/19	* Valdosta State	A	W(OT), 94-93
1/21	* Troy State	A	W, 78-74
1/26	* Valdosta State	H	W, 52-47
1/28	* Troy State	H	W, 73-71
2/2	* Delta State	H	L, 58-63
2/4	* Delta State	A	L, 63-64
2/9	* North Alabama	A	W, 67-61
2/11	* Livingston	A	L, 48-50
2/16	* Jacksonville State	H	L, 82-92
2/18	* Mississippi College	A	W, 69-66
2/21	* West Georgia	H	L, 67-73
2/23	* North Alabama	H	W, 80-77
	\$ Troy State		W, 50-47
	\$ Delta State		L, 60-71

* - Gulf South Conference Game

\$ - GSC Tournament

1985-86

Coach: Tom Hancock

Record: 18-11/Gulf South Conference: 9-7

Date	Opponent	H/A	Result
11/24	# Grand Valley State	A	L, 76-79
11/25	# St. Xavier (Ill.)	A	L, 53-56
11/27	Grace (Ind.)	H	W, 102-58
11/30	Rust	H	W, 88-70
12/2	Bethel	H	W, 91-72
12/5	Union University	H	W, 100-82
12/7	Southeast Missouri	H	W, 84-67
12/9	Missouri Baptist	H	W, 97-65
12/11	Charleston (W.Va.)	H	W, 110-103
12/17	Trevecca-Nazarene	H	W, 101-85
12/21	LeMoyne-Owen	H	W, 85-81
1/4	* North Alabama	A	W, 80-71
1/6	* Livingston	H	W, 76-65
1/11	* Jacksonville State	H	L, 92-94
1/13	* Troy State	H	W, 78-75
1/18	* West Georgia	A	W, 78-75
1/20	* Jacksonville State	A	L, 89-98
1/25	* Delta State	H	L, 78-80
2/1	* Mississippi College	A	L, 61-63
2/3	* Livingston	A	W, 74-71

YEARLY RESULTS

2/6	* North Alabama	H	W, 80-75
2/8	* Delta State	A	L, 76-83
2/10	* West Georgia	H	L, 74-78
2/13	* Valdosta State	H	L, 95-108
2/15	* Troy State	A	W, 83-81
2/20	* Mississippi College	H	W, 92-60
2/22	* Valdosta State	A	W, 105-79
2/27	* Delta State		L, 77-89
# - Lewis University Tournament			
* - Gulf South Conference Game			
\$ - GSC Tournament			

1986-87

Coach: Tom Hancock

Record: 17-11/Gulf South Conference: 7-9

Date	Opponent	H/A	Result
11/26	Christian Brothers	H	W, 83-80
11/29	Kansas	A	L, 69-88
12/1	Rust	H	W, 72-69
12/4	Union University	H	W, 95-90
12/6	Southeast Missouri	A	W, 66-64
12/8	Cumberland	H	W, 98-85
12/11	Lambuth	H	W, 84-60
12/13	Bethel	H	W, 101-76
12/15	Alabama-Huntsville	H	W, 72-61
12/16	Miles	H	W, 129-90
12/20	Austin Peay	A	W, 91-87
1/3	* Valdosta State	H	W(OT), 84-80
1/5	* Mississippi College	H	W, 74-60
1/8	* Valdosta State	A	L, 73-77
1/10	* Troy State	A	L, 67-72
1/15	* North Alabama	H	W, 66-58
1/17	* West Georgia	H	L, 75-85
1/19	* Delta State	A	L, 59-58
1/24	* Livingston	A	W, 78-75
1/26	* Mississippi College	A	L, 56-62
2/2	* Delta State	H	L, 69-70
2/7	* Jacksonville State	A	W, 66-61
2/9	* West Georgia	A	L, 91-105
2/12	* North Alabama	A	W, 76-69
2/14	* Troy State	H	L, 78-81
2/16	* Jacksonville State	H	L, 62-84
2/21	* Livingston	H	W, 69-64
2/26	* Delta State		L, 57-58

* - Gulf South Conference Game
\$ - GSC Tournament

1987-88

Coach: Tom Hancock

Record: 20-8/Gulf South Conference: 12-4

Date	Opponent	H/A	Result
11/22	Rhodes College	H	W, 93-63
11/25	Lane	H	W, 110-59
11/28	Centre	H	W, 95-62
11/30	Cumberland (Tenn.)	H	W, 118-62
12/3	Union University	H	W, 100-67
12/5	Southeast Missouri	A	L, 77-89
12/7	Auburn	A	L, 77-99
12/10	Belmont	H	W, 122-98
12/12	Austin Peay	H	L, 63-65
12/14	Lincoln Memorial	H	W, 82-63
12/16	Rust	H	W, 75-60
1/2	* West Georgia	H	W, 73-69
1/4	* Jacksonville State	H	W, 82-78
1/9	* Livingston	A	W, 75-65
1/11	* Delta State	A	W, 79-64
1/14	* North Alabama	A	W, 83-74
1/16	* Mississippi College	H	W, 91-69
1/23	* Valdosta State	A	L, 63-73

1/25	* Troy State	A	L, 82-84
1/30	* West Georgia	A	W, 82-80
2/1	* Jacksonville State	A	L, 69-85
2/6	* Livingston	H	W, 76-65
2/8	* Delta State	H	W, 78-60
2/13	* Mississippi College	A	W, 59-50
2/20	* Valdosta State	H	W, 60-50
2/22	* Troy State	H	L, 71-79
2/25	* North Alabama	H	W, 114-86
3/3	* North Alabama		L, 55-56
* - Gulf South Conference Game			
\$ - GSC Tournament			

1988-89

Coach: Tom Hancock

Record: 1-25/Gulf South Conference: 1-15

Date	Opponent	H/A	Result
11/19	Tennessee Wesleyan	H	L, 94-98
11/21	# Christain Brothers	H	L, 94-79
11/23	# Lambuth	H	L, 102-95
11/28	Missouri	A	L, 55-97
11/30	Henderson State	H	L, 80-84
12/3	Southeast Missouri	A	L, 65-86
12/5	# Union	H	L, 88-82
12/8	* West Georgia	A	L, 83-78
12/10	* Jacksonville State	A	L, 74-92
12/13	* Rust	H	L, 75-76
12/17	# Rhodes College	H	L, 63-58
12/20	LSU	A	L, 89-128
1/3	Quincy	H	L, 64-82
1/7	* Delta State	H	W, 48-43
1/9	* Livingston	H	L, 50-57
1/12	* North Alabama	H	L, 80-98
1/14	* Mississippi College	A	L, 72-92
1/21	* Troy State	H	L, 70-80
1/23	* Valdosta State	H	L, 61-103
1/28	* Jacksonville State	H	L, 77-106
1/30	* West Georgia	H	L, 86-90
2/4	* Delta State	A	L, 59-65
2/6	* Livingston	A	L, 70-72
2/11	* Mississippi College	H	L, 70-96
2/18	* Troy State	A	L, 61-81
2/20	* Valdosta State	A	L, 61-71
2/25	* North Alabama	A	L, 68-94

* - Gulf South Conference Game
- Forfeit
% - No Contest

1989-90

Coach: Tom Hancock

Record: 10-17/Gulf South Conference: 6-10

Date	Opponent	H/A	Result
11/20	Christian Brothers	H	W, 90-54
11/22	Lambuth	H	W, 103-67
11/25	Rhodes College	H	W, 97-69
11/27	Southern Indiana	A	L, 68-86
12/2	Missouri	A	L, 58-78
12/4	Kansas	A	L, 48-103
12/9	Southeast Missouri	H	L, 76-87
12/11	Rust College	H	L, 66-67
12/13	Kentucky Wesleyan	A	L, 73-101
12/16	Union University	H	W, 92-81
12/18	Campbellsville	H	L, 67-70
1/6	* Jacksonville State	H	L, 55-77
1/8	* West Georgia	H	L(OT), 69-73
1/13	* Delta State	A	L, 52-83
1/15	* Livingston	A	W, 58-52
1/18	* North Alabama	A	L, 63-88
1/20	* Mississippi College	H	L, 80-84

1/27	* Troy State	A	L, 91-92
1/29	* Valdosta State	A	L, 74-79
2/3	* Jacksonville State	A	L, 86-95
2/5	* West Georgia	A	W, 86-69
2/10	* Delta State	H	W, 91-74
2/12	* Livingston	H	W, 71-61
2/17	* Mississippi College	A	L, 66-76
2/24	* Troy State	H	L, 89-98
2/26	* Valdosta State	H	W, 85-70
3/1	* North Alabama	H	W(OT), 99-94
* - Gulf South Conference Game			

1990-91

Coach: Tom Hancock

% Interim Coach: Cal Luther

Record: 6-21/Gulf South Conference: 2-14

Date	Opponent	H/A	Result
11/16	Alaska-Anchorage	A	L, 65-83
11/17	Alaska-Anchorage	A	L, 75-77
11/19	Alaska-Fairbanks	A	L, 89-96
11/20	Alaska-Fairbanks	A	W, 110-101
11/24	Rhodes College	H	L(OT), 59-61
11/27	Christian Brothers	H	L, 76-78
12/1	Southeast Missouri	A	L, 73-101
12/6	% Lambuth	H	L, 82-86
12/10	Rust	H	W, 62-59
12/20	* Delta State	A	L, 71-93
12/22	* Mississippi College	A	L, 62-73
1/5	St. Louis Christian	H	W, 113-37
1/7	* North Alabama	A	L, 58-90
1/10	Lane	H	W, 92-66
1/12	* Troy State	H	L(OT), 99-109
1/14	* Valdosta State	H	L, 57-59
1/21	* Livingston	A	L, 69-70
1/26	* Jacksonville State	H	L, 65-75
1/28	* West Georgia	H	W, 67-62
2/4	* North Alabama	H	L, 79-89
2/9	* Troy State	A	L, 85-103
2/11	* Valdosta State	A	L, 77-86
2/16	* Livingston	H	W, 53-50
2/23	* Jacksonville State	A	L, 87-118
2/25	* West Georgia	A	L, 76-88
2/28	* Delta State	H	L, 71-87
3/2	* Mississippi College	H	L, 67-69

* - Gulf South Conference Game
% - Cal Luther's first game as interim coach

1991-92

Coach: Cal Luther

Record: 9-19

Date	Opponent	H/A	Results
11/22	Southern Cal	A	L, 81-102
11/25	Missouri Southern	H	L, 71-72
11/27	Mississippi State	A	L, 54-86
11/30	Western Kentucky	A	L, 61-75
12/2	Kentucky Wesleyan	H	L, 57-72
12/4	Christian Brothers	H	L, 80-82
12/6	* Ball State	A	L, 41-88
12/7	* Grambling	A	W, 87-80
12/13	# Central Michigan	A	L, 70-97
12/14	# Boston University	A	L, 64-67
12/16	Morehead State	A	L, 76-90
12/18	Austin Peay	A	L, 64-71
1/4	Missouri Southern	A	L(OT), 77-85
1/11	Lincoln Memorial	H	W, 68-59
1/13	Lambuth University	H	W, 91-63
1/15	Middle Tennessee	A	L, 55-94
1/18	Troy State	A	L, 97-110
1/23	Tennessee State	A	L, 49-66

YEARLY RESULTS

1/25	Lindsey Wilson	H	L, 76-87
1/27	SIU Edwardsville	H	W, 90-87
2/1	Eastern Kentucky	A	L, 62-77
2/3	Tennessee Tech	A	L, 81-99
2/5	Williams Baptist	H	W, 85-70
2/8	Troy State	H	W, 110-97
2/15	Lincoln Memorial	A	W, 58-52
2/22	SIU Edwardsville	A	L, 57-70
2/25	Southern Indiana	H	W, 77-74
2/29	Alabama-Huntsville	H	W, 92-87

* - Ball State Cardinal Varsity Club Classic

- Indiana Classic

1992-93

Coach: Cal Luther

Record: 7-19/Ohio Valley Conference: 4-12

Date	Opponent	H/A	Result
12/1	Oakland City	H	W, 82-71
12/3	Arkansas	A	L, 69-90
12/5	Samford	H	W, 75-59
12/11	# Texas Christian	A	L(2OT), 67-75
12/12	# Houston Baptist	A	W, 82-74
12/14	Georgia State	A	L, 54-58
12/16	Arkansas-Little Rock	A	L, 58-88
12/21	Minnesota	A	L, 63-92
1/13	* Murray State	A	L, 66-92
1/16	* Tennessee Tech	H	L, 76-81
1/18	* Middle Tennessee	H	W, 71-67
1/23	* Austin Peay	A	W, 74-71
1/25	* Tennessee State	A	L, 67-85
1/27	* Southeast Missouri	H	W, 90-89
1/30	* Eastern Kentucky	A	L, 58-64
2/1	* Morehead State	A	L, 74-77
2/6	* Tennessee Tech	A	L, 70-87
2/8	* Middle Tennessee	A	L, 60-70
2/10	* Murray State	H	L, 74-100
2/13	* Austin Peay	H	L, 59-61
2/15	* Tennessee State	H	L, 70-79
2/18	Samford	A	L, 63-85
2/20	Arkansas-Little Rock	H	L, 67-81
2/24	* Southeast Missouri	A	L, 68-69
2/27	* Eastern Kentucky	H	L, 56-66
3/1	* Morehead State	H	W, 89-86

- Runnin' Joe Classic-Jonesboro, Ark.

* - Ohio Valley Conference Game

1993-94

Coach: Cal Luther

Record: 5-22/Ohio Valley Conference: 3-13

Date	Opponent	H/A	Result
11/26	Tennessee	A	L, 80-97
11/29	Arkansas College	H	W, 72-67
12/1	Vanderbilt	A	L, 66-102
12/4	Southern Cal	H	L, 72-78
12/10	# American University	A	L, 81-99
12/11	# Morehead State	N	L, 77-82
12/13	Georgia State	A	L, 68-95
1/3	* Middle Tennessee	H	W(OT), 70-64
1/5	Alabama Huntsville	A	W, 75-70
1/10	* Tennessee Tech	A	L, 62-70
1/13	* Morehead State	H	L, 66-70
1/15	* Eastern Kentucky	H	L, 54-70
1/17	Alabama	A	L, 68-104
1/22	* Murray State	A	L, 70-99
1/24	* Southeast Missouri	A	L, 63-86
1/26	Evansville	H	L, 69-87
1/31	* Middle Tennessee	A	L, 60-66
2/2	* Tennessee State	A	L, 79-94
2/5	* Austin Peay	H	L, 64-79

2/7	* Tennessee Tech	H	W, 95-86
2/9	* Tennessee State	H	L, 80-93
2/16	* Austin Peay	A	L, 80-93
2/19	* Morehead State	A	L(OT), 98-101
2/21	* Eastern Kentucky	A	L, 75-97
2/26	* Southeast Missouri	H	W, 102-87
2/28	* Murray State	H	L, 77-80
3/2	Evansville	A	L, 56-75

- Fighting Illini Classic

* - Ohio Valley Conference Game

1994-95

Coach: Cal Luther

Record: 7-20/Ohio Valley Conference: 5-11

Date	Opponent	H/A	Result
11/26	Kentucky	A	L, 50-124
11/28	San Francisco State	H	W, 86-62
12/1	Arkansas State	H	L, 65-76
12/3	Eastern Illinois	A	L, 52-75
12/5	Va. Commonwealth	H	L, 60-67
12/9	# Marshall	A	L, 84-92
12/10	# Cincinnati	A	L, 56-110
12/13	Arkansas State	A	L, 72-77
12/31	Evansville	A	L, 41-83
1/3	* Middle Tennessee	A	W, 66-64
1/7	* Tennessee State	A	L, 66-78
1/9	* Tennessee Tech	H	L, 80-81
1/14	Oral Roberts	H	W, 83-70
1/21	* Murray State	H	W, 83-70
1/23	* Southeast Missouri	H	L, 59-61
1/26	* Morehead State	A	L, 70-78
1/28	* Eastern Kentucky	A	L, 78-92
1/30	* Middle Tennessee	H	L, 76-69
2/2	Eastern Illinois	H	L, 50-63
2/4	* Austin Peay	A	L, 59-74
2/6	* Tennessee Tech	A	L, 59-74
2/8	* Tennessee State	H	L, 74-87
2/16	* Austin Peay	H	W, 64-55
2/18	* Eastern Kentucky	H	W, 85-79
2/20	* Morehead State	H	W, 71-64
2/25	* Southeast Missouri	A	L, 66-75
2/27	* Murray State	A	L, 75-107

- Bearcat Classic - Cincinnati, Ohio

* - Ohio Valley Conference Game

1995-96

Coach: Cal Luther

Record: 13-14/Ohio Valley Conference: 9-7

Date	Opponent	H/A	Result
11/24	Virginia	A	L, 65-84
11/25	Radford	A	L, 77-92
11/27	Covenant College	H	W, 88-65
12/1	# SW Missouri State	A	L, 71-105
12/2	# Idaho State	A	L, 72-89
12/4	Lyon College	H	W, 83-65
12/7	Georgia State	H	W, 90-68
12/9	Tennessee Temple	H	W, 77-48
12/16	LSU	A	L, 74-93
1/6	* Tennessee Tech	A	W, 78-74
1/8	* Tennessee State	A	L, 78-83
1/11	* Southeast Missouri	A	L, 61-71
1/13	* Morehead State	H	W, 74-62
1/15	* Eastern Kentucky	H	L, 59-60
1/20	* Murray State	H	L, 68-80
1/27	* Middle Tennessee	A	L, 68-81
1/29	* Austin Peay	A	W, 91-83
2/3	* Tennessee State	H	W, 71-67
2/5	* Tennessee Tech	H	W, 75-71
2/8	* Southeast Missouri	H	W, 79-59

2/10	* Eastern Kentucky	A	L, 74-77
2/12	* Morehead State	A	W, 77-67
2/17	* Murray State	A	L, 81-87
2/21	Saint Louis	A	L, 65-91
2/24	* Austin Peay	H	W, 67-64
2/26	* Middle Tennessee	H	W, 91-83
3/2	Oral Roberts	A	L, 69-85

- Southwest Missouri Classic

* - Ohio Valley Conference Game

1996-97

Coach: Cal Luther

Record: 11-16/Ohio Valley Conference: 8-10

Date	Opponent	H/A	Result
11/22	Northwestern	A	L, 55-61
11/24	Cumberland (Tenn.)	H	W, 70-68
11/26	Radford	H	L, 59-82
11/29	Western Kentucky	A	L, 56-73
12/1	Evansville	H	L, 58-62
12/3	Lyon College	H	W, 87-68
12/5	# Iowa State	A	L, 36-57
12/6	# Stephen F. Austin	A	W, 83-68
2/16	Purdue	A	L, 45-75
1/6	* Murray State	H	L, 68-80
1/9	* Southeast Missouri	A	L(OT), 72-82
1/11	* Tennessee State	H	W, 65-54
1/13	* Austin Peay	H	L, 52-64
1/16	* Tennessee Tech	A	L, 59-70
1/18	* Morehead State	A	L, 62-72
1/20	* Eastern Kentucky	A	W, 70-55
1/25	* Tennessee Tech	H	L(OT), 62-64
1/27	* Middle Tennessee	H	W, 61-59
1/30	* Eastern Illinois	A	W, 71-68
2/1	* Murray State	A	L, 69-88
2/8	* Austin Peay	A	L, 75-92
2/10	* Tennessee State	A	L(2OT), 84-86
2/13	* Eastern Illinois	H	W, 83-53
2/15	* Eastern Kentucky	H	W, 77-66
2/17	* Morehead State	H	W, 100-85
2/20	* Southeast Missouri	H	W, 92-62
2/22	* Middle Tennessee	A	L, 71-96

- Cyclone Challenge - Ames, Iowa

* - Ohio Valley Conference Game

1997-98

Coach: Cal Luther

Record: 7-20/Ohio Valley Conference: 5-13

Date	Opponent	H/A	Result
11/21	Virginia Tech	A	L, 55-71
11/22	Va. Commonwealth	A	L, 42-69
11/26	Vanderbilt	A	L, 57-87
12/1	Lyon College	H	W, 84-56
12/4	* Morehead State	H	W, 77-66
12/6	* Eastern Kentucky	H	W, 67-64
12/12	# Purdue	A	L, 56-87
12/13	# Idaho State	A	L, 50-63
12/20	Mississippi State	A	L, 60-80
12/31	Evansville	A	L, 64-78
1/3	* Tennessee Tech	A	W, 82-69
1/5	* Middle Tennessee	A	L, 46-66
1/10	* Murray State	H	L, 56-67
1/13	* Morehead State	A	W(OT), 68-66
1/15	* Southeast Missouri	H	W(2OT), 91-82
1/17	* Eastern Illinois	H	L(OT), 65-70
1/22	* Tennessee State	A	L, 70-74
1/24	* Austin Peay	A	L, 51-85
1/26	Western Kentucky	H	W, 70-67
1/29	* Tennessee Tech	H	L, 63-65
1/31	* Middle Tennessee	H	L, 54-78

YEARLY RESULTS

2/3	* Eastern Kentucky	A	L, 77-83
2/7	* Murray State	A	L, 66-94
2/12	* Southeast Missouri	A	L, 61-87
2/14	* Eastern Illinois	A	L, 83-95
2/19	* Tennessee State	H	L, 53-68
2/21	* Austin Peay	H	L, 41-65

* - Ohio Valley Conference Game

- Boilermaker Invitational

1998-99

Coach: Cal Luther

Record: 8-18/Ohio Valley Conference: 5-13

Date	Opponent	H/A	Result
11/16	Lyon	H	W, 74-56
11/18	Evansville	H	L, 70-83
11/21	Bradley	A	L, 47-68
11/23	Illinois	A	L, 35-71
11/28	Mississippi State	N	L, 67-85
11/30	Bethel	H	W, 78-53
12/3	* Eastern Kentucky	A	W, 74-63
12/5	* Morehead State	A	L, 64-74
12/14	Ohio State	A	L, 56-92
1/2	* Middle Tennessee	H	L, 50-56
1/4	* Tennessee Tech	H	L, 46-56
1/9	* Murray State	A	L, 58-87
1/12	* Eastern Kentucky	H	L, 60-64
1/14	* Eastern Illinois	A	W, 83-75
1/16	* Southeast Missouri	A	L, 75-84
1/21	* Austin Peay	H	W, 70-69
1/23	* Tennessee State	H	L, 56-67
1/28	* Middle Tennessee	A	L, 78-80
1/30	* Tennessee Tech	A	L, 59-75
2/2	* Morehead State	H	L, 69-85
2/6	* Murray State	H	W, 74-73
2/8	Brescia	H	W, 67-64
2/11	* Eastern Illinois	H	W, 87-81
2/13	* Southeast Missouri	H	L, 49-60
2/18	* Austin Peay	A	L, 63-77
2/20	* Tennessee State	A	L, 57-66

* - Ohio Valley Conference Game

1999-2000

Coach: Bret Campbell

Record: 10-19/Ohio Valley Conference: 7-11

Date	Opponent	H/A	Result
11/19	# Hawaii	A	L, 68-84
11/21	# Jackson State	N	L, 48-63
11/27	Vanderbilt	A	L, 64-87
11/29	Christian Brothers	H	W, 82-66
12/2	Bethel	H	W, 59-47
12/11	* Austin Peay	A	L, 53-64
12/14	LSU	A	L, 45-73
12/16	Evansville	A	L, 51-87
12/21	Alabama-Birmingham	A	L, 84-91
12/30	Southern Illinois	A	L, 48-69
1/3	Butler	H	W, 64-62
1/8	* Murray State	H	L, 79-94
1/13	* Southeast Missouri	H	W, 75-66
1/15	* Eastern Illinois	H	W, 74-65
1/18	* Tennessee State	H	W, 75-59
1/20	* Morehead State	A	W, 79-62
1/22	* Eastern Kentucky	A	W, 82-74
1/27	* Tennessee Tech	H	L, 74-82
1/29	* Middle Tennessee	H	L, 63-71
2/5	* Murray State	A	L, 72-90
2/8	* Austin Peay	H	L, 58-81
2/10	* Southeast Missouri	A	L, 68-80
2/12	* Eastern Illinois	A	L, 75-82
2/17	* Morehead State	H	W, 69-68

2/19	* Eastern Kentucky	H	W, 82-75
2/21	* Tennessee State	A	L, 71-74
2/24	* Tennessee Tech	A	L, 65-81
2/26	* Middle Tennessee	A	L, 78-96
2/29	\$ Southeast Missouri	A	L, 74-76

- Hawaii Voice Stream

* - Ohio Valley Conference Game

\$ - OVC Tournament

2000-01

Coach: Bret Campbell

Record: 10-18/Ohio Valley Conference: 5-11

Date	Opponent	H/A	Result
11/20	Bethel	H	W, 121-65
11/25	Centenary	H	W, 69-56
11/29	Memphis	A	L, 49-81
12/4	Webster	H	W, 66-60
12/9	Illinois State	A	L, 60-77
12/18	Butler	A	L, 48-77
12/21	Alabama A&M	H	W, 92-88
12/29	Miami	A	L, 54-70
1/2	Centenary	A	L, 66-78
1/6	* Murray State	A	L, 69-76
1/11	* Eastern Illinois	A	L, 68-80
1/13	* Southeast Missouri	A	L, 49-60
1/15	* Austin Peay	H	W, 76-74
1/18	* Eastern Kentucky	H	W, 71-60
1/20	* Morehead State	H	L, 61-63
1/25	* Tennessee State	H	L, 76-93
1/27	* Tennessee Tech	A	L, 84-92
1/29	Saint Mary's	H	W, 112-64
2/1	Alabama A&M	A	L, 69-72
2/3	* Murray State	H	W, 80-73
2/6	* Tennessee State	A	W, 93-77
2/8	* Eastern Illinois	H	W, 85-71
2/10	* Southeast Missouri	H	L, 73-81
2/15	* Eastern Kentucky	A	L, 62-75
2/17	* Morehead State	A	L, 77-86
2/22	* Austin Peay	A	L, 74-90
2/24	* Tennessee Tech	H	L, 59-66
2/27	\$ Tennessee Tech	A	L, 58-69

* - Ohio Valley Conference Game

\$ - OVC Tournament

2001-02

Coach: Bret Campbell

Record: 15-14/Ohio Valley Conference: 7-9

Date	Opponent	H/A	Result
11/13	& Missouri	A	L, 63-89
11/14	& Yale	A	W, 99-87
11/19	Lipscomb	H	W, 86-79
11/29	St. Mary's	H	W, 109-38
12/3	Bethel	H	W, 81-57
12/6	Middle Tennessee	A	W, 76-71
12/8	Northern Arizona	H	W, 54-51
12/16	Ole Miss	A	L, 72-83
12/21	# Winthrop	A	L, 60-86
12/22	# W. Virginia State	A	W, 89-69
12/28	Memphis	A	L, 58-88
1/3	* Murray State	A	L, 76-90
1/7	Berry	H	W, 108-74
1/10	* Austin Peay	A	W, 71-65
1/12	* Tennessee State	A	W, 91-79
1/17	* Southeast Missouri	H	W, 89-73
1/19	* Eastern Illinois	H	W(OT), 81-79
1/21	* Tennessee Tech	A	L, 75-83
1/24	* Eastern Kentucky	AL(OT),	100-108
1/26	* Morehead State	A	L, 88-89
1/31	* Austin Peay	H	L(OT), 68-69

2/2	* Murray State	H	L, 74-92
2/7	* Tennessee State	H	W, 84-78
2/9	* Tennessee Tech	H	L, 68-75
2/14	* Southeast Missouri	A	L, 51-78
2/16	* Eastern Illinois	A	W, 68-62
2/21	* Morehead State	H	L, 72-84
2/23	* Eastern Kentucky	H	W, 82-77
2/26	\$ Austin Peay	A	L, 69-72

& - 2001 Guardians Classic

- Winthrop Holiday Classic

* - Ohio Valley Conference Game

\$ - OVC Tournament

2002-03

Coach: Bret Campbell

Record: 14-14/Ohio Valley Conference: 7-9

Date	Opponent	H/A	Result
11/22	Saint Louis	A	W, 63-58
11/25	Missouri Valley	H	W, 77-58
11/27	Middle Tennessee	A	L, 77-87
12/5	Union	H	W, 72-60
12/7	Lipscomb	A	W(OT), 99-90
12/14	Bethel	H	W, 116-57
12/15	Central Florida	H	W, 63-58
12/17	UNLV	A	L, 78-101
12/21	Northern Arizona	A	L, 76-92
12/30	Tennessee	A	L, 50-77
1/6	Concordia	H	W, 98-68
1/9	* Austin Peay	H	W, 66-64
1/11	* Tennessee State	H	W, 106-86
1/16	* Southeast Missouri	A	W, 88-80
1/18	* Eastern Illinois	A	L, 60-68
1/20	* Tennessee Tech	H	L, 77-82
1/23	* Eastern Kentucky	H	W, 85-75
1/25	* Morehead State	H	L, 60-83
1/27	* Austin Peay	A	L, 56-64
2/1	* Murray State	A	L, 70-89
2/6	* Tennessee State	A	W, 95-75
2/8	* Tennessee Tech	A	L, 77-87
2/13	* Southeast Missouri	H	W, 77-61
2/15	* Eastern Illinois	H	L, 84-85
2/20	* Morehead State	A	L, 76-104
2/22	* Eastern Kentucky	A	W, 78-70
3/1	* Murray State	H	L, 59-80
3/4	\$ Tennessee Tech	A	L, 62-76

* - Ohio Valley Conference Game

\$ - OVC Tournament

2003-04

Coach: Bret Campbell

Record: 10-18/Ohio Valley Conference: 5-11

Date	Opponent	H/A	Results
11/17	% San Francisco	A	L, 62-73
11/18	% Western Illinois	A	W, 96-67
11/22	Mississippi State	A	L, 74-90
11/24	Central Baptist	H	W, 105-78
11/29	Vanderbilt	A	L, 60-94
12/3	Memphis	A	L, 64-84
12/6	Mississippi Valley St.	A	L, 69-79
12/13	Rochester College	H	W, 88-64
12/20	Mississippi Valley St.	H	W, 99-70
12/22	Indiana State	A	L, 60-87
12/30	Central Florida	A	L, 68-80
1/2	Portland State	H	W(OT), 76-65
1/8	* Eastern Kentucky	A	L, 68-72
1/10	* Morehead State	A	L, 68-70
1/15	* Jacksonville State	H	L, 85-96
1/17	* Samford	H	L, 45-51
1/20	* Murray State	A	L, 70-94

YEARLY RESULTS

1/22	* Tennessee State	A	W, 78-69
1/29	* Morehead State	H	W, 72-64
1/31	* Eastern Kentucky	H	W, 76-74
2/5	* Southeast Missouri	A	L, 78-89
2/7	* Eastern Illinois	A	L(OT), 79-83
2/12	* Austin Peay	A	L, 55-79
2/14	* Tennessee Tech	A	L, 61-64
2/17	* Murray State	H	L, 44-77
2/21	* Tennessee State	H	L, 72-81
2/26	* Eastern Illinois	H	W, 77-73
2/28	* Southeast Missouri	H	W, 88-71
% - Guardians Classic			
* - Ohio Valley Conference Game			

2004-05

Coach: Bret Campbell

Record: 6-21/Ohio Valley Conference: 3-13

Date	Opponent	H/A	Result
11/20	Duke	A	L, 88-46
11/22	Reinhardt	H	W, 84-79
11/27	Illinois State	A	L, 80-51
11/29	Bethel	H	W, 87-46
12/1	Evansville	A	L, 81-74
12/6	Arkansas State	A	L, 92-65
12/11	IPFW	A	W, 63-61
12/18	Portland State	A	L, 79-66
12/21	Ole Miss	A	L, 92-64
12/29	# Birmingham Southern	N	L, 64-53
12/30	# North Texas	N	L, 75-70
1/6	* Eastern Kentucky	H	L, 71-67
1/8	* Morehead State	H	L, 81-73
1/13	* Jacksonville State	A	W, 75-71
1/15	* Samford	A	L, 62-59
1/18	* Murray State	H	L, 96-70
1/20	* Tennessee State	H	L, 92-76
1/27	* Morehead State	A	L, 75-69
1/29	* Eastern Kentucky	A	L, 95-71
2/3	* Southeast Missouri	H	L, 75-68
2/5	* Eastern Illinois	H	L(OT), 96-91
2/10	* Austin Peay	H	L(OT), 67-63
2/12	* Tennessee Tech	H	W, 59-56
2/15	* Murray State	A	L, 80-56
2/19	* Tennessee State	A	W, 74-68
2/24	* Eastern Illinois	A	L, 72-68
2/26	* Southeast Missouri	A	L, 72-52
# - Chattanooga Tournament			
* - Ohio Valley Conference Game			

2005-06

Coach: Bret Campbell

Record: 13-15/Ohio Valley Conference: 9-11

Date	Opponent	H/A	Result
11/19	Louisville	A	L, 61-78
11/26	Webster	H	W, 94-72
12/1	Arkansas State	H	W, 80-77(OT)
12/3	* Southeast Missouri	H	W, 72-60
12/5	Spalding	H	W, 79-59
12/10	* Jacksonville State	H	L, 84-93
12/19	* Morehead State	A	W, 80-67
12/21	* Eastern Kentucky	A	L, 61-75
12/28	Purdue	A	L, 54-62
12/30	Illinois	A	L, 46-84
1/2	* Austin Peay	H	W, 84-75
1/5	* Samford	H	L, 65-79
1/7	* Tennessee State	A	L, 82-85
1/12	* Eastern Illinois	A	L, 70-80(OT)
1/14	* Morehead State	H	W, 71-66(OT)
1/19	* Austin Peay	A	L, 88-96
1/21	* Murray State	H	L, 73-79

1/26	* Samford	A	L, 60-67
1/28	* Jacksonville State	A	L, 80-85
1/30	* Eastern Kentucky	H	W, 90-83
2/2	* Tennessee Tech	H	W, 88-78
2/4	* Southeast Missouri	A	W, 66-55
2/9	* Tennessee State	A	W, 71-68
2/11	* Eastern Illinois	H	W, 85-61
2/16	* Tennessee Tech	A	L, 72-74
2/18	Evansville	A	W, 69-62
2/25	* Murray State	A	L, 63-81
2/28	* Murray State	A	L, 52-65
* - Ohio Valley Conference Game			
\$ - OVC Tournament			

2006-07

Coach: Bret Campbell

Record: 8-23/Ohio Valley Conference: 5-15

Date	Opponent	H/A	Result
11/10	\$ High Point	A	W, 64-61
11/11	\$ Cincinnati	A	L, 67-49
11/12	\$ Howard	A	L, 86-81
11/16	Southern Miss	A	L, 77-67
11/20	Arkansas State	H	L, 68-63
11/25	Arkansas-Little Rock	A	L, 58-56
11/29	Evansville	H	L, 75-57
12/2	* Southeast Missouri	A	L, 81-79
12/5	Freed-Hardeman	H	W, 70-58
12/9	* Jacksonville State	A	W, 70-69
12/16	Saint Louis	A	L, 77-53
12/18	* Morehead State	H	L, 56-55
12/20	* Eastern Kentucky	H	L, 82-69
12/28	Hawaii	A	L, 66-53
1/2	* Austin Peay	A	L, 74-61
1/4	* Samford	A	L, 55-41
1/6	* Tennessee State	H	W, 73-65
1/11	* Eastern Illinois	H	W, 67-43
1/13	* Morehead State	A	L, 70-48
1/18	* Austin Peay	H	L, 75-60
1/20	* Murray State	A	L, 78-65
1/25	* Samford	H	L, 71-66
1/27	* Jacksonville State	H	W, 83-60
1/29	* Eastern Kentucky	A	L, 94-57
2/1	* Tennessee Tech	A	L, 82-74
2/3	* Southeast Missouri	H	L, 73-69
2/6	* Tennessee State	A	W, 76-74
2/10	* Eastern Illinois	A	L, 74-59
2/12	* Tennessee Tech	H	L, 65-61
2/17	Saint Peter's	H	W, 59-58
2/24	* Murray State	H	L, 74-52
\$ - Jim Thorpe Association Classic			
* - Ohio Valley Conference Game			

2007-08

Coach: Bret Campbell

Record: 17-16/Ohio Valley Conference: 11-9

Date	Opponent	H/A	Result
11/05	Memphis	A	L, 71-102
11/06	Maine	N	W, 66-62
11/13	Central Baptist	H	W, 116-74
11/15	Central Arkansas	H	L, 75-78
11/17	Mississippi State	A	L, 70-86
11/19	Covenant College	H	W, 103-77
11/29	Arkansas State	A	L, 69-71
12/01	Saint Peter's College	A	W, 78-74
12/8	* Jacksonville State	H	W, 90-81
12/17	* Morehead State	A	L, 75-80
12/19	* Eastern Kentucky	A	L, 51-70
12/22	UNLV	A	L, 48-74
12/29	Vanderbilt	A	L, 85-92

1/3	* Austin Peay	H	L (OT), 85-90
1/5	* Samford	H	W, 63-49
1/7	* Tennessee State	A	W, 75-74
1/10	* Eastern Illinois	A	W, 69-63
1/12	* Morehead State	H	L, 79-81
1/17	* Austin Peay	A	L, 71-86
1/19	* Murray State	H	L, 72-76
1/24	* Samford	A	W, 61-43
1/26	* Jacksonville State	A	W, 81-70
1/29	* Eastern Kentucky	H	L, 60-74
1/31	* Tennessee Tech	H	L, 100-95
2/2	* Southeast Missouri	A	W, 90-71
2/7	* Tennessee State	H	W, 91-80
2/9	* Eastern Illinois	H	W, 73-62
2/14	* Tennessee Tech	A	W, 82-79
2/16	* Southeast Missouri	H	W, 98-85
2/23	Elon	A	W, 81-77
3/1	* Murray State	A	L, 59-98
3/4	# Samford	HW	(3OT) 101-94
3/7	# Austin Peay	N	L, 77-78
* - Ohio Valley Conference game			
# - OVC Tournament			

2008-09

Coach: Bret Campbell

Record: 22-10/Ohio Valley Conference: 14-4
OVC CHAMPIONS

Date	Opponent	H/A	Result
11/14	Maryville (St. Louis)	H	W, 121-56
11/18	Tennessee	A	L, 64-91
11/22	Elon	H	W, 82-65
11/25	Arkansas State	H	L, 67-76
11/28	Southern Cal	A	L, 43-70
12/4	* Morehead State	A	L, 71-80
12/6	* Eastern Kentucky	A	L, 75-78
12/15	Middle Tennessee	A	W, 72-65
12/18	Brescia	H	W, 97-44
12/27	\$ Florida International	A	W (OT), 77-76
12/28	\$ Fordham	N	W, 82-70
12/31	Central Arkansas	A	W, 84-65
1/5	* Murray State	H	W, 75-71
1/8	* Austin Peay	H	L, 76-85
1/10	* Tennessee State	H	W, 78-65
1/12	* Southeast Missouri	A	W, 81-67
1/15	* Tennessee Tech	A	W, 83-72
1/17	* Jacksonville State	A	W, 92-73
1/22	* Southeast Missouri	H	W, 86-73
1/24	* Eastern Illinois	H	W, 65-51
2/5	* Austin Peay	A	W (OT), 87-82
2/7	* Tennessee State	A	W, 100-73
2/12	* Jacksonville State	H	W, 99-74
2/14	* Tennessee Tech	H	W, 71-62
2/18	* Eastern Illinois	A	W, 76-60
2/21	Missouri State	H	L, 77-79
2/23	* Murray State	A	L, 59-74
2/26	* Eastern Kentucky	H	W, 74-55
2/28	* Morehead State	H	W, 79-65
3/3	# Tennessee Tech	H	W, 93-75
3/6	# Morehead State	N	L, 55-63
3/18	! Auburn	A	L, 82-87
* - Ohio Valley Conference game			
\$ - FIU Holiday Tournament - Miami, Fla.			
# - OVC Tournament			
! - National Invitation Tournament			

YEARLY RESULTS

2009-10

Coach: Jason James

Record: 4-25/Ohio Valley Conference: 1-17

Date	Opponent	H/A	Result
11/14	Southern Illinois	A	L, 63-91
11/17	Missouri	A	L, 68-83
11/20	Harris-Stowe	H	W, 79-67
11/25	Arkansas State	A	L, 66-80
12/3	* Morehead State	H	L, 66-74
12/5	* Eastern Kentucky	H	L, 74-85
12/9	Missouri State	A	L, 51-79
12/12	Central Arkansas	H	L, 71-81
12/19	Evansville	A	L, 63-84
12/22	Florida State	A	L, 68-95
12/30	Westminster	H	W, 71-59
1/4	* Murray State	A	L, 59-83
1/7	* Austin Peay	A	L, 72-90
1/9	* Tennessee State	A	L, 59-73
1/14	* Tennessee Tech	H	L, 63-76
1/16	* Jacksonville State	H	L, 63-73
1/21	* Southeast Missouri	A	L, 63-77
1/23	* Eastern Illinois	A	L, 46-60
1/25	SIU Edwardsville	H	W, 68-52
1/30	* Murray State	H	L, 45-77
2/4	* Austin Peay	H	L, 69-74
2/6	* Tennessee State	H	L, 68-74
2/9	* Southeast Missouri	H	W, 73-70
2/11	* Jacksonville State	A	L, 68-80
2/13	* Tennessee Tech	A	L, 61-70
2/16	* Eastern Illinois	H	L, 68-83
2/20	Ball State	A	L, 52-68
2/25	* Eastern Kentucky	A	L, 60-84
2/27	* Morehead State	A	L, 63-73

* - Ohio Valley Conference game

2010-11

Coach: Jason James

Record: 12-21/Ohio Valley Conference: 6-12

Date	Opponent	H/A	Result
11/12	MacMurray	H	W, 70-49
11/15	Centenary	H	W, 79-56
11/18	LSU	A	L, 56-79
11/20	Northwestern State	A	L, 94-103
11/23	Memphis	A	L, 80-102
11/27	Lipscomb	H	L, 71-90
12/2	* Morehead State	A	L, 49-70
12/4	* Eastern Kentucky	A	L, 69-77
12/8	Central Arkansas	A	W, 73-64
12/11	IPFW	A	L, 61-85
12/19	William Woods	H	W, 87-57
12/21	* Murray State	H	L, 54-66
12/27	Ohio State	A	L, 40-100
12/29	Tennessee	A	L, 62-68
1/3	* Southeast Missouri	A	L, 75-82
1/8	* Tennessee State	H	L, 64-67
1/10	* Austin Peay	H	L, 61-71
1/13	* Tennessee Tech	A	L (3OT), 105-109
1/15	* Jacksonville State	A	W, 63-60
1/20	* Southeast Missouri	H	W, 79-69
1/22	* Eastern Illinois	H	W, 63-62
1/24	SIU Edwardsville	A	W, 78-69
1/29	* Murray State	A	L, 75-92
2/3	* Austin Peay	A	L, 53-82
2/5	* Tennessee State	A	L, 47-56
2/10	* Jacksonville State	H	W, 68-55
2/12	* Tennessee Tech	H	L, 71-85
2/15	* Eastern Illinois	A	W, 73-54
2/19	Bradley	H	L, 75-81
2/24	* Eastern Kentucky	H	W, 78-70

2/26	* Morehead State	H	L, 64-77
3/2	# Tennessee State	N	W, 68-64
3/3	# Tennessee Tech	N	L, 59-83

* - Ohio Valley Conference game
- OVC Tournament

2011-12

Coach: Jason James

Record: 4-27/Ohio Valley Conference: 0-16

Date	Opponent	H/A	Result
11/11	Louisville	A	L, 48-83
11/13	Ohio	A	L, 65-74
11/17	Arkansas State	A	L, 45-63
11/19	Rochester	H	W, 76-59
11/22	Lamar	H	L, 69-80
11/25	Mississippi State	A	L, 50-76
11/27	UAB	A	W, 59-54
11/30	Central Arkansas	H	L, 68-75
12/3	Ball State	H	L, 48-71
12/6	Lipscomb	A	L, 55-70
12/10	Middle Tennessee	A	L, 62-78
12/13	Bethel	H	W, 86-83
12/18	IPFW	H	L, 76-82
12/21	* Murray State	A	L, 54-78
12/29	* Tennessee State	A	L, 67-83
12/31	* Tennessee Tech	H	L, 62-85
1/5	* Southeast Missouri	H	L, 71-73
1/7	* SIU Edwardsville	H	L, 65-69
1/12	* Eastern Illinois	A	L, 55-68
1/19	* Eastern Kentucky	A	L (OT), 78-86
1/21	* Morehead State	A	L, 56-62
1/26	* Tennessee State	H	L, 59-72
1/28	* Austin Peay	A	L, 73-92
2/2	* Jacksonville State	H	L, 74-85
2/4	* Murray State	H	L, 58-65
2/9	* Southeast Missouri	A	L, 56-86
2/11	* Eastern Illinois	H	L, 71-74
2/14	Kennesaw State	A	W (OT), 76-75
2/18	Southeastern Louisiana	A	L, 48-64
2/23	* Austin Peay	H	L, 67-85
2/25	* Jacksonville State	A	L, 46-77

* - Ohio Valley Conference game

2012-13

Coach: Jason James

Record: 9-21/Ohio Valley Conference: 5-11

Date	Opponent	H/A	Result
11/9	Arkansas-Little Rock	A	L, 68-84
11/11	Cincinnati	A	L, 57-80
11/14	Fontbonne	H	W, 84-58
11/16	Arkansas State	H	L (3OT), 73-77
11/20	Lyon College	H	W, 92-58
11/24	Bradley	A	L, 57-80
11/29	Memphis	A	L, 65-93
12/1	Kennesaw State	H	W, 65-63
12/5	Central Arkansas	A	L, 86-87
12/8	Lipscomb	A	L, 62-86
12/15	Saint Louis	A	L, 51-73
12/19	Samford	H	L, 62-75
12/29	* Southeast Missouri	A	L, 60-65
12/31	* Jacksonville State	H	L, 54-64
1/3	* Murray State	H	L, 62-73
1/5	* Austin Peay	H	W (OT), 76-74
1/10	* Tennessee State	A	L, 48-80
1/12	* Belmont	A	L, 53-90
1/19	* Morehead State	H	L, 74-88
1/24	* Eastern Illinois	A	L, 56-69
1/26	* SIU Edwardsville	A	W, 65-62
1/31	* Eastern Kentucky	H	W, 72-65

2/7	* Eastern Illinois	H	L, 65-93
2/9	* SIU Edwardsville	H	W, 77-68
2/16	* Southeast Missouri	H	L, 74-96
2/21	* Tennessee Tech	A	L, 68-83
2/23	Longwood	H	W, 89-79
2/28	* Murray State	A	W, 69-68
3/2	* Austin Peay	A	L, 58-91
3/6	# Morehead State	N	L, 66-73

* - Ohio Valley Conference game
- OVC Tournament

2013-14

Coach: Jason James

Record: 8-23/Ohio Valley Conference: 3-13

Date	Opponent	H/A	Result
11/8	Wyoming	A	L, 60-78
11/10	Colorado	A	L, 65-91
11/13	Arkansas State	A	L, 62-72
11/15	Rochester College	H	W, 79-64
11/17	Florida State	A	L, 61-89
11/20	Kansas City	H	L, 67-79
11/22	Jackson State	H	L, 64-68
11/25	Lipscomb	H	L, 84-95
11/27	Bethel	H	W, 95-82
11/30	UNLV	A	L, 55-85
12/4	Samford	A	W, 89-73
12/7	Northern Kentucky	H	W, 79-66
12/16	Presbyterian	A	W, 73-70
12/19	Arkansas	A	L, 56-102
12/21	Southeastern Louisiana	H	L, 76-80
12/30	* Jacksonville State	A	L, 65-70
1/2	* Austin Peay	A	L, 68-81
1/5	* Murray State	A	L, 77-91
1/11	* Belmont	H	L, 72-87
1/13	* Tennessee State	H	W, 100-81
1/18	* Morehead State	A	L, 75-82
1/23	* Eastern Illinois	H	W, 84-77
1/25	* SIU Edwardsville	H	L, 82-87
1/30	* Eastern Kentucky	A	L, 66-89
2/6	* Eastern Illinois	A	L, 79-91
2/8	* SIU Edwardsville	A	L, 78-84
2/12	* Southeast Missouri	A	W, 79-70
2/20	* Tennessee Tech	H	L, 83-91
2/22	* Southeast Missouri	H	L, 74-77
2/27	* Murray State	H	L, 72-86
3/1	* Austin Peay	H	L, 85-88

* - Ohio Valley Conference game

ALL-TIME SERIES RECORDS

TEAM	UTM Record	First Meeting	Last Meeting	TEAM	UTM Record	First Meeting	Last Meeting	TEAM	UTM Record	First Meeting	Last Meeting
Alabama	0-3	1981-82	1993-94	Illinois State	0-2	1983-84	2004-05	Paducah JC	8-3	1951-52	1957-58
Alabama A&M	1-1	2000-01	2000-01	IPFW	1-2	2004-05	2011-12	Parsons Indep.	1-0	1954-55	1954-55
Ala.-Huntsville	3-0	1986-87	1993-94	IUPUI	2-0	1977-78	1978-79	Pilot Oak	1-0	1954-55	1954-55
Alaska-Anchorage	0-2	1990-91	1990-91	Indiana State	1-2	1974-75	2003-04	Portland State	1-1	2003-04	2004-05
Alaska-Fairbanks	1-1	1990-91	1990-91	Iowa State	0-1	1996-97	1996-97	Presbyterian	1-0	2013-14	2013-14
American	0-1	1993-94	1993-94	Jackson Indep.	1-0	1957-58	1957-58	Purdue	0-3	1996-97	2005-06
Anderson	1-0	1979-80	1979-80	Jackson State	0-2	1999-00	2013-14	Quincy	0-1	1988-89	1988-89
Arkansas	0-3	1973-74	2013-14	Jacksonville St.	21-38	1971-72	2013-14	Radford	0-2	1995-96	1996-97
Ark.-Little Rock	0-4	1992-93	2012-13	Kansas	0-2	1986-87	1988-89	Reinhardt	1-0	2004-05	2004-05
Arkansas State	5-15	1962-63	2013-14	Kansas City	0-1	2013-14	2013-14	#Rhodes College	8-6	1967-68	1990-91
Ark. St. Teachers	1-0	1965-66	1965-66	Kennesaw State	2-0	2011-12	2012-13	Rivers Indep.	1-0	1953-54	1953-54
Arkansas Tech	1-0	1964-65	1964-65	Kennett	1-0	1955-56	1955-56	Rochester College	3-0	2003-04	2013-14
Athens State	1-2	1953-54	1957-58	Kentucky	0-1	1994-95	1994-95	Rust	8-2	1967-68	1990-91
Auburn	0-2	1987-88	2008-09	Kentucky State	0-1	1979-80	1979-80	Rutherford	1-0	1953-54	1953-54
Augustana	0-1	1981-82	1981-82	King College	2-0	1964-65	1967-68	Saint Louis	1-3	1995-96	2012-13
Austin Peay	18-57	1959-60	2013-14	Ky.-Tenn. All-Stars	1-0	1959-60	1959-60	St. Louis Christian	1-0	1990-91	1990-91
Austin Peay Frosh	1-1	1952-53	1952-53	Ky. Wesleyan	1-7	1967-68	1991-92	St. Mary's	3-0	1979-80	2001-02
Austin Peay JV	2-0	1953-54	1953-54	LaGrange	1-0	1969-70	1969-70	Saint Peter's	2-0	2006-07	2007-08
Ball State	0-3	1991-92	2011-12	Lamar	0-1	2011-12	2011-12	St. Xavier (Ill.)	0-1	1985-86	1985-86
Belmont	20-13	1953-54	2013-14	Lambuth	34-12	1951-52	1991-92	Samford	5-8	1992-93	2013-14
Berry	1-0	2001-02	2001-02	Lane	6-0	1981-82	1990-91	San Diego	0-1	1977-78	1977-78
Bethel	31-21	1951-52	2013-14	LeMoyne-Owen	3-3	1969-70	1985-86	San Francisco	0-1	2003-04	2003-04
Birmingham Southern	0-2	1966-67	2004-05	Lincoln Memorial	7-0	1960-61	1991-92	San Francisco St.	1-0	1994-95	1994-95
Blackburn	2-0	1979-80	1982-83	Lindenwood	1-0	1980-81	1980-81	SIU Edwardsville	5-6	1970-71	2013-14
Boston Univ.	0-1	1991-92	1991-92	Lindsey Wilson	0-1	1991-92	1991-92	SE Missouri	27-45	1962-63	2013-14
Bradley	0-4	1973-74	2012-13	Lipscomb	12-13	1958-59	2013-14	Southeastern La.	4-9	1972-73	2013-14
Brescia	2-0	1998-99	2008-09	Livingston	19-21	1971-72	1990-91	Southern Illinois	0-2	1999-00	2009-10
Butler	1-1	1999-00	2000-01	Longwood	1-0	2012-13	2012-13	Southern Indiana	4-2	1970-71	1991-92
Cal. St. Northridge	0-1	1977-78	1977-78	LSU	0-4	1988-89	2010-11	Southern Miss	0-1	2006-07	2006-07
Campbellsville	0-1	1989-90	1989-90	Louisville	0-2	2005-06	2011-12	Southwest Baptist	2-0	1981-82	1983-84
Carson Newman	1-1	1961-62	1969-70	*Lyon College	16-6	1959-60	2012-13	Spalding	1-0	2005-06	2005-06
Centenary	2-1	2000-01	2010-11	MacMurray	1-0	2010-11	2010-11	Stephen F. Austin	1-1	1982-83	1996-97
Central Arkansas	2-4	2007-08	2012-13	Maine	1-0	2007-08	2007-08	Stetson	1-0	1984-85	1984-85
Central Baptist	2-0	2003-04	2007-08	Marshall	0-1	1994-95	1994-95	Stewart AF Base	1-0	1954-55	1954-55
Central Florida	1-1	2002-03	2003-04	Martin College	3-1	1951-52	1951-52	Tennessee	0-4	1993-94	2010-11
Cent. Methodist	2-0	1979-80	1983-84	Maryville St. Louis	2-0	1980-81	2008-09	Tennessee Doctors	1-0	1958-59	1958-59
Central Michigan	0-1	1991-92	1991-92	Memphis	0-6	2000-01	2012-13	Tennessee State	23-32	1966-67	2013-14
Central Missouri	1-0	1981-82	1981-82	Memphis Navy	2-1	1953-54	1954-55	Tennessee Tech	10-36	1968-69	2013-14
Centre	1-0	1987-88	1987-88	Miami	0-1	2000-01	2000-01	Tennessee Temple	1-1	1980-81	1995-96
Chapman	0-1	1977-78	1977-78	Middle Tenn.	9-24	1964-65	2011-12	Tenn. Wesleyan	0-5	1959-60	1988-89
Charleston (WV)	1-0	1985-86	1985-86	Middle Tenn. (JV)	1-0	1955-56	1955-56	TCU	0-1	1992-93	1992-93
Chattanooga	1-6	1973-74	1982-83	Miles	1-0	1986-87	1986-87	Trenton Indep.	3-0	1955-56	1956-57
Christian Bros.	19-20	1951-52	1999-00	Milligan	2-0	1959-60	1962-63	Trevecca	1-0	1985-86	1985-86
Cincinnati	0-3	1994-95	2012-13	Minnesota	0-1	1992-93	1992-93	Troy%	18-23	1971-72	1991-92
Clarksville Naval	1-0	1955-56	1955-56	Mississippi Coll.	17-17	1962-63	1990-91	Tusculum	1-3	1964-65	1966-67
Colorado	0-1	2013-14	2013-14	Mississippi State	1-7	1980-81	2011-12	UAB	1-1	1999-00	2011-12
Columbia College	1-0	1978-79	1978-79	Miss. Valley St.	1-1	2003-04	2003-04	UNLV	0-3	2002-03	2013-14
Concordia	1-0	2002-03	2002-03	Missouri	0-5	1982-83	2009-10	USC	0-3	1991-92	2008-09
Covenant	2-0	1995-96	2007-08	Missouri Baptist	3-2	1951-52	1985-86	Union	32-21	1954-55	2002-03
Cumberland (TN)	4-0	1984-85	1996-97	Missouri-St. Louis	3-3	1969-70	1975-76	Union Frosh	1-1	1952-53	1952-53
Delta State	25-37	1956-57	1990-91	Mo. School of Mines	4-2	1956-57	1961-62	Valdosta State	8-10	1982-83	1990-91
Duke	0-1	2004-05	2004-05	Mo. Southern	0-2	1991-92	1991-92	Vanderbilt	0-5	1993-94	2007-08
Eastern Illinois	18-20	1994-95	2013-14	Missouri State^	0-3	1995-96	2009-10	Vanderbilt Frosh	2-4	1955-56	1955-56
Eastern Kentucky	16-26	1991-92	2013-14	Missouri Valley	1-0	2002-03	2002-03	Virginia	0-1	1995-96	1995-96
Elon	2-0	2007-08	2008-09	Morehead State	13-32	1991-92	2013-14	Va. Commonwealth	0-2	1994-95	1997-98
Evansville	1-10	1993-94	2009-10	Murray State	4-44	1956-57	2013-14	Virginia Tech	0-1	1997-98	1997-98
Florida Int'l	1-0	2008-09	2008-09	Murray State (JV)	3-4	1951-52	1956-57	Webster	2-0	2000-01	2005-06
Florida State	0-3	1984-85	2013-14	New York State	1-0	1980-81	1980-81	West Georgia	6-9	1981-82	1990-91
Fontbonne	1-0	2012-13	2012-13	Nicholls State	5-7	1971-72	1978-79	West Virginia St.	1-0	2001-02	2001-02
Fordham	1-0	2008-09	2008-09	North Alabama	21-28	1960-61	1990-91	Western Illinois	1-0	2003-04	2003-04
Fort Campbell	3-0	1975-76	1978-79	North Central	1-0	1980-81	1980-81	Western Kentucky	1-2	1991-92	1997-98
Freed-Hardeman	22-4	1951-52	2006-07	North Dakota	1-1	1979-80	1980-81	Westminster	3-0	1978-79	2009-10
Georgia State	1-2	1992-93	1995-96	North Dakota St.	0-2	1978-79	1979-80	William Penn	1-0	1982-83	1982-83
Grace	1-0	1985-86	1985-86	North Texas	0-1	2004-05	2004-05	William Woods	1-0	2010-11	2010-11
Grambling	1-0	1991-92	1991-92	NE Miss. JC	1-0	1953-54	1953-54	Williams Baptist	0-1	1991-92	1991-92
Grand Valley St.	0-1	1985-86	1985-86	Northern Arizona	1-1	2001-02	2002-03	Winthrop	0-1	2001-02	2001-02
Harding Acad.	1-1	1960-61	1960-61	Northern Ky.	1-0	2013-14	2013-14	Wofford	0-1	1962-63	1962-63
Harding College	1-0	1964-65	1964-65	NW Mississippi	1-1	1952-53	1952-53	Wyoming	0-1	2013-14	2013-14
Harris-Stowe	1-0	2009-10	2009-10	Northwestern	0-1	1996-97	1996-97	Yale	1-0	2001-02	2001-02
Hawaii	0-2	1999-00	2006-07	!Northwestern St.	1-2	1973-74	2010-11	63 seasons All-time record, 692-912			
Henderson State	0-1	1988-89	1988-89	Oakland City	5-4	1955-56	1992-93	* Formerly known as Arkansas College			
Hendrix College	0-1	1964-65	1964-65	Ohio	0-1	2011-12	2011-12	# Formerly known as Southwestern			
High Point	1-0	2006-07	2006-07	Ohio State	0-2	1998-99	2010-11	^ Formerly known as Southwest Missouri			
Houston Baptist	1-0	1992-93	1992-93	Ole Miss	0-2	2001-02	2004-05	! Formerly known as Northwestern Louisiana			
Howard	0-1	2006-07	2006-07	Olivet	1-0	1979-80	1979-80	%Formerly known as Troy State			
Idaho State	0-2	1995-96	1997-98	Oral Roberts	1-1	1994-95	1995-96				
Illinois	0-2	1998-99	2005-06	Otterbein	1-0	1983-84	1983-84				

SERIES BREAKDOWNS

Alabama

Alabama leads 3-0
Away: 0-3

Date	H/A/N	Result
1981-82	A	L, 94-64
12/10/83	A	L, 95-71
1/17/94	A	L, 104-68

Alabama A&M

Series tied 1-1
Home: 1-0
Away: 0-1

Date	H/A/N	Result
12/21/00	H	W, 92-88
2/1/01	A	L, 72-69

UAB

Series tied 1-1
Away: 1-1

Date	H/A/N	Result
12/21/99	A	L, 91-84
11/27/11	A	W, 59-54

Alabama-Huntsville

UT Martin leads 3-0
Home: 2-0
Away: 1-0

Date	H/A/N	Result
12/15/86	H	W, 72-61
2/29/92	H	W, 92-87
1/5/94	A	W, 75-70

Alaska-Anchorage

Alaska-Anchorage leads 2-0
Away: 0-2

Date	H/A/N	Result
11/16/90	A	L, 83-65
11/17/90	A	L, 77-75

Alaska-Fairbanks

Series tied 1-1
Away: 1-1

Date	H/A/N	Result
11/19/90	A	L, 96-69
11/20/90	A	W, 110-101

American

American leads 1-0
Away: 0-1

Date	H/A/N	Result
12/10/93	A	L, 99-81

Anderson College

UT Martin leads 1-0
Home: 1-0

Date	H/A/N	Result
12/1/79	H	W, 72-67

Arkansas

Arkansas leads 3-0
Away: 0-3

Date	H/A/N	Result
12/5/73	A	L, 80-68
12/3/92	A	L, 90-69

12/19/13 A L, 102-56

Arkansas-Little Rock

UALR leads 4-0
Home: 0-1
Away: 0-3

Date	H/A/N	Result
12/16/92	A	L, 88-58
2/20/93	H	L, 81-67
11/25/06	A	L, 58-56
11/9/12	A	L, 84-68

Arkansas State

Arkansas State leads 15-5
Home: 3-5
Away: 2-10

Date	H/A/N	Result
12/29/62	A	W, 78-75
1/28/67	A	L, 96-71
1/30/67	A	L, 77-67
12/2/68	A	W, 76-66
1/28/69	H	W, 87-69
12/8/69	H	L, 83-74
1/22/70	A	L, 73-67
12/21/74	A	L, 95-73
1/12/76	H	W, 81-66
12/1/94	H	L, 76-65
12/13/94	A	L, 77-72
12/6/04	A	L, 92-65
12/1/05	H	W, 80-77 (OT)
11/20/06	H	L, 68-63
11/29/07	A	L, 71-69
11/25/08	H	L, 76-67
11/25/09	A	L, 80-66
11/17/11	A	L, 63-45
11/16/12	H	L, 77-73 (3OT)
11/13/13	A	L, 72-62

Arkansas State Teachers

UT Martin wins 1-0
Home: 1-0

Date	H/A/N	Result
1965-66	H	W, 77-70

Arkansas Tech

UT Martin leads 1-0
Away: 1-0

Date	H/A/N	Result
12/29/64	A	W, 97-94

Athens

Athens leads 2-1

Date	H/A/N	Result
1953-54	N/A	W, 92-49
1956-57	N/A	L, 72-52
1957-58	N/A	L, 84-79

Auburn

Auburn leads 2-0
Away: 0-2

Date	H/A/N	Result
12/7/87	A	L, 99-77
3/18/09*	A	L, 87-82

Augustana

Augustana leads 1-0
Home: 0-1

Date	H/A/N	Result
12/21/81	H	L, 70-62

Austin Peay

Austin Peay leads 57-18
Home: 12-21
Away: 5-32
Neutral: 0-1

Date	H/A/N	Result
1959-60	N/A	L, 75-50
1959-60	N/A	L, 78-75
12/5/60	A	W, 73-72
2/11/61	H	L, 95-86
1960-61*	N/A	L, 82-75
1961-62	A	L, 82-79
1961-62	H	L, 80-76
1961-62*	N/A	W, 74-65
1/31/63	H	W, 82-74
2/7/63	A	L, 74-57
1963-64	A	L, 89-65
2/10/64	H	L, 82-68
12/9/64	H	W, 58-48
1/28/65	A	L, 70-69
1965-66	A	L, 99-84
1965-66	H	W, 107-86
1/4/67	A	L, 77-66
1/19/67	H	L, 74-71
12/5/68	A	L, 76-70
1/17/69	H	L, 68-64
12/4/68	A	L, 84-64
12/18/68	H	L, 95-73
12/3/69	A	L, 118-98
1/14/70	H	W, 89-87
12/5/70	A	L, 97-83
12/1/71	A	L, 89-76
2/3/72	H	W, 78-77
12/11/80	A	L, 86-75
12/20/86	A	W, 91-87
12/12/87	H	L, 65-63
2/18/92	A	L, 71-64
1/23/93	A	W, 74-71
2/13/93	H	L, 61-59
2/5/94	H	L, 79-64
2/16/94	A	L, 93-80
2/4/95	A	L, 74-59
2/16/95	H	W, 64-55
1/29/96	A	W, 91-83
2/24/96	H	W, 67-64
1/13/97	H	L, 64-52
2/8/97	A	L, 92-75
1/24/98	A	L, 85-51
2/21/98	H	L, 65-41
1/21/99	H	W, 70-69
2/18/99	A	L, 77-63
12/11/99	A	L, 64-53
2/8/00	H	L, 81-58
1/15/01	H	W, 76-74
2/22/01	A	L, 90-74
1/10/02	A	L, 71-65
1/31/02	H	L, 69-68 (OT)
2/26/02*	A	L, 72-69

1/9/03	H	W, 66-64
1/27/03	A	L, 64-56
2/12/04	A	L, 79-55
2/10/05	H	L, 67-63 (OT)
1/2/06	H	W, 84-75
1/19/06	A	L, 96-88
1/2/07	A	L, 74-61
1/18/07	H	L, 75-60
1/3/08	H	L, 90-85 (OT)
1/17/08	A	L, 86-71
3/7/08*	N	L, 78-77
1/8/09	H	L, 85-76
2/5/09	A	W, 87-82 (OT)
1/7/10	A	L, 90-72
2/4/10	H	L, 74-69
1/10/11	H	L, 71-61
2/3/11	A	L, 82-53
1/28/12	A	L, 92-73
2/23/12	H	L, 85-67
1/5/13	H	W, 76-74 (OT)
3/2/13	A	L, 91-58
2/2/14	A	L, 81-68
3/1/14	H	L, 88-85

Austin Peay Frosh

Series tied 1-1

Date	H/A/N	Result
1952-53	N/A	W, 61-55
1952-53	N/A	L, 76-62

Austin Peay Junior Varsity

UT Martin leads 2-0

Date	H/A/N	Result
1953-54	N/A	W, 78-48
1953-54	N/A	W, 78-49

Ball State

Ball State leads 3-0
Home: 0-1
Away: 0-2

Date	H/A/N	Result
12/6/91	A	L, 88-41
2/20/10	A	L, 68-52
12/3/11	H	L, 71-48

Belmont

UT Martin leads 20-13
Home: 12-3
Away: 5-9

Date	H/A/N	Result
1/14/54	H	W, 83-81
2/15/54	A	L, 67-60
1957-58	N/A	W, 82-75
1958-59	N/A	W, 83-61
1959-60	N/A	W, 72-67
1959-60	N/A	L, 62-60
1/28/61	A	L, 76-74
2/18/61	H	W, 87-86
1961-62	A	W, 84-64
1961-62	H	W, 68-57
1/21/63	H	W, 83-61
2/2/63	A	W, 99-81
1/18/64	A	L, 71-68
2/1/64	H	W, 81-74

SERIES BREAKDOWNS

1/9/65	H	L, 61-56
2/8/65	A	L, 86-72
1965-66	A	W, 68-63
1965-66	H	W, 86-66
12/15/66	A	W, 87-79
2/11/67	H	W, 78-60
1/27/68	H	W, 85-59
2/10/68	A	L, 68-62
1/24/69	A	W, 75-68
2/8/69	H	W, 102-71
1/24/70	H	W, 119-75
2/7/70	A	L, 79-77
1/16/71	A	L, 71-70
1/30/71	H	L, 84-80
2/15/71*	A	L, 74-52
12/15/84	H	W, 105-64
12/10/87	H	W, 122-98
1/12/13	A	L, 90-53
1/11/14	H	L, 87-72

Berry

UT Martin leads 1-0
Home: 1-0

Date	H/A/N	Result
1/7/02	H	W, 108-74

Bethel

UT Martin leads 31-21
Home: 21-7
Away: 6-7

Date	H/A/N	Result
1951-52	N/A	L, 81-47
1951-52	N/A	L, 70-36
1952-53	N/A	L, 77-66
1952-53	N/A	W, 70-65
1953-54	N/A	L, 79-74
1953-54	N/A	W, 70-59
1955-56	N/A	L, 104-102
1955-56	N/A	W, 86-81
1958-59	N/A	L, 63-62
1958-59	N/A	L, 72-62
1958-59	N/A	W, 83-72
1961-62	H	W, 89-74
1961-62	H	L, 71-69
1/24/63	H	W, 80-70
2/4/63	A	W, 69-57
1/27/64	H	W, 70-54
2/13/64	A	W, 57-56
1/14/65	H	W, 80-76
1/26/65	A	W, 68-65
1965-66	H	W, 75-62
1965-66	A	W, 83-61
1/12/67	A	L, 55-53
2/9/67	H	W, 66-56
1/11/68	A	W, 76-75
2/8/68	H	L, 79-73
1/9/69	H	W, 80-68
2/6/69	A	L, 112-76
12/5/69	A	L, 94-88
1/10/70	H	W, 94-92
2/5/70	A	L, 76-69
1/9/71	A	L, 72-66
2/11/71	H	L, 97-77
1/27/72	A	L, 98-81

2/10/72	H	L, 88-84
12/16/72	A	L, 83-76
2/13/73	H	L, 79-73
2/10/75	H	L, 60-58
2/9/76	A	W, 79-69
11/23/81	H	L, 79-71
12/9/82	H	W, 108-90
11/21/83	H	W, 84-70
11/19/84	H	W, 111-75
12/2/85	H	W, 91-72
12/13/86	H	W, 101-76
11/30/98	H	W, 78-53
12/2/99	H	W, 59-47
11/20/00	H	W, 121-65
12/3/01	H	W, 81-57
12/14/02	H	W, 116-57
11/29/04	H	W, 87-46
12/13/11	H	W, 86-83
11/27/13	H	W, 95-82

Birmingham Southern

Birmingham Southern leads 2-0
Away: 0-1
Neutral: 0-1

Date	H/A/N	Result
12/6/66	A	L, 80-74
12/29/04	N	L, 64-53

Blackburn

UT Martin leads 2-0
Home: 2-0

Date	H/A/N	Result
1/26/80	H	W, 78-63
1/4/83	H	W, 103-84

Boston

Boston leads 1-0
Away: 0-1

Date	H/A/N	Result
12/14/91	A	L, 67-64

Bradley

Bradley leads 4-0
Home: 0-1
Away: 0-3

Date	H/A/N	Result
12/1/73	A	L, 99-65
11/21/98	A	L, 68-47
2/19/11	H	L, 81-75
11/24/12	A	L, 80-57

Brescia

UT Martin leads 2-0
Home: 2-0

Date	H/A/N	Result
2/8/99	H	W, 67-64
12/18/08	H	W, 97-44

Butler

Series tied 1-1
Home: 1-0
Away: 0-1

Date	H/A/N	Result
1/3/00	H	W, 64-62

12/18/00	A	L, 77-48
----------	---	----------

California St.-Northridge

Cali. St.-Northridge leads 1-0
Away: 0-1

Date	H/A/N	Result
12/21/77	A	L, 47-46

Campbellsville

Campbellsville leads 1-0
Home: 0-1

Date	H/A/N	Result
12/18/89	H	L, 70-67

Carson-Newman

Series tied 1-1
Neutral: 1-0

Date	H/A/N	Result
1961-62*	N/A	L, 63-42
2/19/70*	N	W, 92-81

Centenary

UT Martin leads 2-1
Home: 2-0
Away: 0-1

Date	H/A/N	Result
11/25/00	H	W, 69-56
1/2/01	A	L, 78-66
11/15/10	H	W, 79-56

Central Arkansas

Central Arkansas leads 4-2
Home: 0-3
Away: 2-1

Date	H/A/N	Result
11/15/07	H	L, 78-75
12/31/08	A	W, 84-65
12/12/09	H	L, 81-71
12/8/10	A	W, 73-64
11/30/11	H	L, 75-68
12/5/12	A	L, 87-86

Central Baptist

UT Martin leads 2-0
Home: 2-0

Date	H/A/N	Result
11/24/03	H	W, 105-78
11/13/07	H	W, 116-74

Central Florida

Series tied 1-1
Home: 1-0
Away: 0-1

Date	H/A/N	Result
12/15/02	H	W, 63-58
12/30/03	A	L, 80-68

Central Methodist

UT Martin leads 2-0
Home: 2-0

Date	H/A/N	Result
12/7/79	H	W, 72-71
11/28/83	H	W, 98-81

Central Michigan

Central Michigan leads 1-0
Away: 0-1

Date	H/A/N	Result
12/13/91	A	L, 97-70

Central Missouri

UT Martin leads 1-0

Date	H/A/N	Result
1981-82*	N/A	W, 46-42

Centre

UT Martin leads 1-0
Home: 1-0

Date	H/A/N	Result
11/28/87	H	W, 95-62

Chapman

Chapman leads 1-0
Away: 0-1

Date	H/A/N	Result
12/16/77	A	L, 91-78

Charleston (W.Va.)

UT Martin leads 1-0
Home: 1-0

Date	H/A/N	Result
12/11/85	H	W, 110-103

Chattanooga

Chattanooga leads 7-1
Home: 1-3
Away: 0-4

Date	H/A/N	Result
1/2/74	A	L, 88-83
1/30/74	H	L, 94-78
11/30/74	A	L, 108-98
1/18/75	H	L, 70-69
12/1/75	A	L, 95-69
1/31/76	H	W, 76-70
12/28/81	H	L, 48-42
1/3/83	A	L, 81-68

Christian Brothers

Christian Bros. leads 20-19
Home: 10-8
Away: 3-6

Date	H/A/N	Result
1951-52	N/A	L, 47-43
1951-52	N/A	W, 77-60
1952-53	N/A	W, 60-55
1952-53	N/A	W, 48-47
1953-54	N/A	W, 50-49
1953-54	N/A	W, 69-64
1954-55	N/A	W, 71-37
1954-55	N/A	L, 60-57
1958-59	N/A	L, 66-55
1958-59	N/A	L, 58-50
1959-60	N/A	L, 69-50
1959-60	N/A	L, 71-48
1/4/65	A	W, 91-82
2/3/65	A	L, 84-74
1965-66	H	L, 84-82
1965-66	H	W, 75-63

SERIES BREAKDOWNS

1/14/67	A	L, 58-55
2/2/67	H	W, 77-70
1/6/68	A	L, 73-68
1/25/68	H	L, 73-70
1/4/69	H	W, 86-65
2/1/69	A	W, 81-77
1/7/70	H	W, 78-51
1/31/70	H	L, 67-66
1/6/71	A	L, 68-66
1/23/71	H	L, 70-65
12/18/71	A	L, 73-62
1/13/72	H	L, 72-64
2/17/72	H	W, 77-69
12/19/73	H	W, 74-69
12/18/74	A	L, 75-71
12/9/75	A	W, 64-53
1/3/76	H	W, 74-58
11/26/86	H	W, 83-80
11/21/88	H	L, 94-79
11/20/89	H	W, 90-54
11/27/90	H	L, 78-76
12/4/91	H	L, 82-80
11/29/99	H	W, 82-66

Cincinnati

Cincinnati leads 3-0

Away: 0-3

Date	H/A/N	Result
12/10/94	A	L, 110-56
11/11/06	A	L, 67-49
11/11/12	A	L, 80-57

Clarksville Naval

UT Martin leads 1-0

Date	H/A/N	Result
1955-56	N/A	W, 75-61

Colorado

Colorado leads 1-0

Away: 0-1

Date	H/A/N	Result
11/10/13	A	L, 91-65

Columbia College

UT Martin leads 1-0

Home: 1-0

Date	H/A/N	Result
2/19/79	H	W, 77-60

Concordia

UT Martin leads 1-0

Home: 1-0

Date	H/A/N	Result
1/6/03	H	W, 98-68

Covenant College

UT Martin leads 2-0

Home: 2-0

Date	H/A/N	Result
11/27/95	H	W, 88-65
11/19/07	H	W, 103-77

Cumberland

UT Martin leads 4-0

Home: 4-0

Date	H/A/N	Result
1/12/85	H	W, 69-55
12/8/86	H	W, 98-85
11/30/87	H	W, 118-62
11/24/96	H	W, 70-68

Delta State

Delta State leads 37-25

Home: 14-10

Away: 6-22

Date	H/A/N	Result
1956-57	N/A	W, 87-78
1956-57	N/A	L, 78-65
1957-58	N/A	W, 69-58
1/7/61	A	L, 73-50
1961-62	A	L, 87-76
1/7/63	H	L, 70-60
1/25/64	A	W, 80-74
2/6/64	H	L, 80-76
1/23/65	A	L, 73-65
2/6/65	H	W, 85-71
1965-66	H	W, 75-65
1/6/67	A	L, 82-61
1/7/67	A	L, 67-57
2/18/67	A	W, 87-77
12/14/67	A	L, 97-84
12/16/68	A	L, 78-73
2/15/69	H	W, 89-85
12/13/69	H	W, 89-66
2/14/70	A	L, 89-86
12/7/70	H	L, 94-80
2/27/71	A	L, 70-68
1/31/73	A	W, 78-69
2/19/73	H	L, 74-69
2/22/74	A	L, 77-76
2/24/75	H	L, 62-61
12/18/75	A	W, 85-74
11/27/76	A	W, 69-65
2/5/77	H	W, 91-68
1/9/78	H	W, 82-71
2/10/78	A	L, 64-62
1/8/79	A	L, 93-62
2/9/79	H	L, 83-70
1/7/80	H	W, 83-78
2/11/80	A	L, 84-60
2/14/81	H	W, 58-55
2/20/81	A	L, 78-69
1980-81*	N/A	L, 62-59(OT)
1/16/82	A	L, 15-14
2/6/82	H	W, 78-64
1981-82*	N/A	W, 48-36
1/22/83	A	L, 59-56
2/19/83	H	W, 48-36
3/1/83*	N/A	W, 17-11
1/21/84	H	W, 61-60
2/18/84	A	L, 73-65
1983-84*	N/A	W, 65-64
2/2/85	H	L, 63-58
2/4/85	A	L, 64-63
1984-85*	N/A	L, 71-60
1/25/86	H	L, 80-78

2/8/86	A	L, 83-76
2/27/86*	N/A	L, 89-77
2/2/87	H	L, 70-69
2/26/87*	N/A	L, 58-57
1/11/88	A	W, 79-64
2/8/88	H	W, 78-60
1/7/89	H	W, 48-43
2/4/89	A	L, 65-59
1/13/90	A	L, 83-52
2/10/90	H	W, 91-74
12/20/90	A	L, 93-71
2/28/91	H	L, 87-71

Duke

Duke leads 1-0

Away: 0-1

Date	H/A/N	Result
11/20/04	A	L, 88-46

Eastern Illinois

Eastern Illinois leads 20-18

Home: 12-7

Away: 6-13

Date	H/A/N	Result
12/3/94	A	L, 75-52
2/2/95	H	L, 63-50
1/30/97	A	W, 71-68
2/13/97	H	W, 83-53
1/17/98	H	L, 70-65(OT)
2/14/98	A	L, 95-83
1/14/99	A	W, 83-75
2/11/99	H	W, 87-81
1/15/00	H	W, 74-65
2/12/00	A	L, 82-75
1/11/01	A	L, 80-68
2/8/01	H	W, 85-71
1/19/02	H	W, 81-79(OT)
2/16/02	A	W, 68-62
1/18/03	A	L, 68-60
2/15/03	H	L, 85-84
2/7/04	A	L, 83-79(OT)
2/26/04	H	W, 77-73
2/5/05	H	L, 96-91(OT)
2/24/05	A	L, 72-68
1/12/06	A	L, 80-70(OT)
2/11/06	H	W, 85-61
1/11/07	H	W, 67-43
2/10/07	A	L, 74-59
1/10/08	A	W, 69-63
2/9/08	H	W, 73-62
1/24/09	H	W, 65-51
2/18/09	A	W, 76-60
1/23/10	A	L, 60-46
2/16/10	H	L, 83-68
1/22/11	H	W, 63-62
2/15/11	A	W, 73-54
1/12/12	A	L, 68-55
2/11/12	H	L, 74-71
1/24/13	A	L, 69-56
2/7/13	H	L, 93-65
1/23/14	H	W, 84-77
2/6/14	A	L, 91-79

Eastern Kentucky

EKU leads 26-16

Home: 12-8

Away: 4-18

Date	H/A/N	Result
2/1/92	A	L, 77-62
1/30/93	A	L, 64-58
2/27/93	H	L, 66-56
1/15/94	H	L, 70-54
2/21/94	A	L, 97-75
1/28/95	A	L, 92-78
2/18/95	H	W, 85-79
1/15/96	H	L, 60-59
2/10/96	A	L, 77-74
1/20/97	A	W, 70-55
2/15/97	H	W, 77-66
12/6/97	H	W, 67-64
2/3/98	A	L, 83-77
12/3/98	A	W, 74-63
1/12/99	H	L, 64-60
1/22/00	A	W, 82-74
2/19/00	H	W, 82-75
1/18/01	H	W, 71-60
2/15/01	A	L, 75-62
1/24/02	A	L, 108-100(OT)
2/23/02	H	W, 82-77
1/23/03	H	W, 85-75
2/22/03	A	W, 78-70
1/8/04	A	L, 72-68
1/31/04	H	W, 76-74
1/6/05	H	L, 71-67
1/29/05	A	L, 95-71
12/21/05	A	L, 75-61
1/30/06	H	W, 90-83
12/20/06	H	L, 82-69
1/29/07	A	L, 94-57
12/19/07	A	L, 70-51
1/29/08	H	L, 74-60
12/6/08	A	L, 78-75
2/26/09	H	W, 74-55
12/5/09	H	L, 85-74
2/25/10	A	L, 84-60
12/4/10	A	L, 77-69
2/24/11	H	W, 78-70
1/19/12	A	L, 86-78(2OT)
1/31/13	H	W, 72-65
1/30/14	A	L, 89-66

Elon

UT Martin leads 2-0

Home: 1-0

Away: 1-0

Date	H/A/N	Result
2/23/08	A	W, 81-77
11/22/08	H	W, 82-65

Evansville

Evansville leads 10-1

Home: 0-4

Away: 1-6

Date	H/A/N	Result
1/26/94	H	L, 87-69
3/2/94	A	L, 75-56
12/31/94	A	L, 83-41

SERIES BREAKDOWNS

12/1/96	H	L, 62-58
12/31/97	A	L, 78-64
11/18/98	H	L, 83-70
12/16/99	A	L, 87-51
12/1/04	A	L, 81-74
2/18/06	A	W, 69-62
11/29/06	H	L, 75-57
12/19/09	A	L, 84-63

Florida International

UT Martin leads 1-0

Away: 1-0

Date	H/A/N	Result
12/27/08	A	W, 77-76 (OT)

Florida State

Florida State leads 3-0

Away: 0-3

Date	H/A/N	Result
12/18/84	A	L, 90-73
12/22/09	A	L, 95-68
11/17/13	A	L, 89-61

Fontbonne

UT Martin leads 1-0

Home: 1-0

Date	H/A/N	Result
11/14/12	H	W, 84-58

Fordham

UT Martin leads 1-0

Neutral 1-0

Date	H/A/N	Result
12/28/08	N	W, 82-70

Fort Campbell

UT Martin leads 3-0

Home: 3-0

Date	H/A/N	Result
11/29/75	H	W, 97-51
12/1/77	H	W, 90-68
1/18/79	H	W, 75-65

Freed-Hardeman

UT Martin leads 22-4

Home: 8-0

Away: 2-0

Date	H/A/N	Result
1951-52	N/A	W, 65-58
1951-52	N/A	W, 70-64
1952-53	N/A	L, 53-49
1952-53	N/A	W, 71-67
1953-54	N/A	W, 70-64
1953-54	N/A	W, 91-74
1954-55	N/A	W, 64-52
1954-55	N/A	W, 72-52
1955-56	N/A	W, 72-66
1955-56	N/A	W, 82-78
1956-57	N/A	L, 75-71
1956-57	N/A	W, 92-90
1958-59	N/A	W, 58-38
1958-59	N/A	L, 77-60
1959-60	N/A	W, 90-81
1959-60	N/A	L, 71-69

12/1/60	H	W, 100-63
12/8/60	A	W, 82-64
1961-62	H	W, 96-75
1961-62	A	W, 85-67
1/29/76	H	W, 99-80
12/29/81	H	W, 86-69
12/4/82	H	W, 85-71
12/8/83	H	W, 87-69
11/24/84	H	W, 80-63
12/5/06	H	W, 70-58

Georgia State

Georgia State leads 2-1

Home: 1-0

Away: 0-2

Date	H/A/N	Result
12/14/92	A	L, 58-54
12/13/93	A	L, 95-68
12/7/95	H	W, 90-68

Grace (Ind.)

UT Martin leads 1-0

Home: 1-0

Date	H/A/N	Result
11/27/85	H	W, 102-58

Grambling

UT Martin leads 1-0

Away: 1-0

Date	H/A/N	Result
12/7/91	A	W, 87-80

Grand Valley State

Grand Valley leads 1-0

Away: 0-1

Date	H/A/N	Result
11/24/85	A	L, 79-76

Harding Academy

Series tied 1-1

Home: 1-0

Away: 0-1

Date	H/A/N	Result
11/24/60	A	L, 68-67
11/28/60	H	W, 95-71

Harding College

UT Martin leads 1-0

Away: 1-0

Date	H/A/N	Result
12/30/64	A	W, 71-70

Harris-Stowe

UT Martin leads 1-0

Home: 1-0

Date	H/A/N	Result
11/20/09	H	W, 79-67

Hawaii

Hawaii leads 2-0

Away: 0-2

Date	H/A/N	Result
11/19/99	A	L, 84-68
12/28/06	A	L, 66-53

Henderson State

Henderson State leads 1-0

Home: 0-1

Date	H/A/N	Result
11/30/88	H	L, 84-80

Hendrix College

Hendrix College leads 1-0

Away: 0-1

Date	H/A/N	Result
12/28/64	A	L, 87-81

High Point

UT Martin leads 1-0

Away: 1-0

Date	H/A/N	Result
11/10/06	A	W, 64-61

Houston Baptist

UT Martin leads 1-0

Away: 1-0

Date	H/A/N	Result
12/12/92	A	W, 82-74

Howard

Howard leads 1-0

Away: 0-1

Date	H/A/N	Result
11/12/06	A	L, 86-81

Idaho State

Idaho State leads 2-0

Away: 0-2

Date	H/A/N	Result
12/2/95	A	L, 89-72
12/13/97	A	L, 63-50

Illinois

Illinois leads 2-0

Away: 0-2

Date	H/A/N	Result
11/23/98	A	L, 71-35
12/30/05	A	L, 84-46

Illinois State

Illinois State leads 3-0

Away: 0-3

Date	H/A/N	Result
11/26/83	A	L, 68-56
12/9/00	A	L, 77-60
11/27/04	A	L, 80-51

IPFW

IPFW leads 2-1

Home: 0-1

Away: 1-1

Date	H/A/N	Result
12/11/04	A	W, 63-61
12/11/10	A	L, 85-61
12/18/11	H	L, 82-76

Indiana State

Indiana State leads 2-1

Home: 1-0

Away: 0-2

Date	H/A/N	Result
12/16/74	A	L, 95-83
1/7/75	H	W, 79-75
12/22/03	A	L, 87-60

Iowa State

Iowa State leads 1-0

Away: 0-1

Date	H/A/N	Result
12/5/96	A	L, 57-36

IUPUI

UT Martin leads 2-0

Home: 1-0

Away: 1-0

Date	H/A/N	Result
1/14/78	H	W, 63-49
11/25/78	A	W, 94-81

Jackson Independent

UT Martin leads 1-0

Date	H/A/N	Result
1957-58	N/A	W, 92-39

Jackson State

Jackson State leads 2-0

Home: 0-1

Neutral: 0-1

Date	H/A/N	Result
11/21/99	N	L, 63-48
11/22/13	H	L, 68-64

Jacksonville State

Jacksonville St. leads 38-21

Home: 14-15

Away: 7-22

Date	H/A/N	Result
1/15/72	A	L, 85-79
1/29/72	H	W, 99-79
1/19/73	A	L, 84-71
2/9/73	H	W, 81-71
1/12/74	A	L, 78-67
2/16/74	H	L, 77-71
1/11/75	H	W, 67-65
2/17/75	A	L, 99-75
1/19/76	A	L, 61-53
2/21/76	H	L, 76-74
1/22/77	A	L, 100-94
2/26/77	H	W, 97-79
1/20/78	H	W, 71-62
2/24/78	A	L, 75-74
1/22/79	A	L, 88-85
2/23/79	H	L, 71-58
1/21/80	H	L, 75-73
2/22/80	A	L, 95-78
1/30/81	A	L, 48-35
2/7/81	H	W, 47-46
1/25/82	H	W, 68-62
2/15/82	A	W, 69-64
1/10/83	A	L, 71-59

SERIES BREAKDOWNS

2/7/83	H	W, 84-78
1/9/84	H	W, 66-63
2/6/84	A	L, 90-66
1983-84*	N/A	L, 97-82
1/7/85	A	L, 98-70
2/16/85	H	L, 92-82
1/11/86	H	L, 94-92
1/20/86	A	L, 98-89
2/7/87	A	W, 66-61
2/16/87	H	L, 84-62
1/4/88	H	W, 82-78
2/1/88	A	L, 85-69
12/10/88	A	L, 92-74
1/28/89	H	L, 106-77
1/6/90	H	L, 77-55
2/3/90	A	L, 95-86
1/26/91	H	L, 75-65
2/23/91	A	L, 118-87
1/15/04	H	L, 96-85
1/13/05	A	W, 75-71
12/10/05	H	L, 93-84
1/28/06	A	L, 85-80
12/9/06	A	W, 70-69
1/27/07	H	W, 83-60
12/8/07	H	W, 90-81
1/26/08	A	W, 81-70
1/17/09	A	W, 92-73
2/12/09	H	W, 99-74
1/16/10	H	L, 73-63
2/11/10	A	L, 80-68
1/15/11	A	W, 63-60
2/10/11	H	W, 68-55
2/2/12	H	L, 85-74
2/25/12	A	L, 77-46
12/31/12	H	L, 64-54
12/30/13	A	L, 70-65

Kansas

Kansas leads 2-0

Away: 0-2

Date	H/A/N	Result
11/29/86	A	L, 88-69
12/4/89	A	L, 103-48

Kansas City

Kansas City leads 1-0

Home: 0-1

Date	H/A/N	Result
11/20/13	H	L, 79-67

Kennesaw State

UT Martin leads 2-0

Home: 1-0

Away: 1-0

Date	H/A/N	Result
2/14/12	A	W, 76-75(OT)
12/1/12	H	W, 65-63

Kennett

UT Martin leads 1-0

Date	H/A/N	Result
1955-56	N/A	W, 72-69

Kentucky

Kentucky leads 1-0

Away: 0-1

Date	H/A/N	Result
11/26/94	A	L, 124-50

Kentucky State

Kentucky State leads 1-0

Away: 0-1

Date	H/A/N	Result
12/20/79	A	L, 75-58

Kentucky-Tenn. All-Stars

UT Martin leads 1-0

Date	H/A/N	Result
1959-60	N/A	W, 88-74

Kentucky Wesleyan

Kentucky Wesleyan leads 7-1

Home: 1-3

Away: 0-4

Date	H/A/N	Result
1/8/68	A	L, 79-65
3/2/68	H	L, 97-86
1/30/79	H	W, 89-84
1/3/80	A	L, 75-58
2/1/82	A	L, 55-53
12/6/83	H	L, 102-66
12/13/89	A	L, 101-73
12/2/91	H	L, 72-57

King College

UT Martin leads 2-0

Away: 2-0

Date	H/A/N	Result
2/17/65*	A	W, 84-70
2/21/68	A	W, 86-64

LaGrange

UT Martin leads 1-0

Away: 1-0

Date	H/A/N	Result
12/6/69	A	W, 76-66

Lamar

Lamar leads 1-0

Home: 0-1

Date	H/A/N	Result
11/22/11	H	L, 80-69

Lambuth

UT Martin leads 34-12

Home: 16-2

Away: 9-4

Date	H/A/N	Result
1951-52	N/A	L, 100-53
1951-52	N/A	L, 98-48
1952-53	N/A	L, 72-55
1952-53	N/A	L, 66-60
1953-54	N/A	L, 74-67
1953-54	N/A	W, 87-75
1954-55	N/A	W, 89-86
1954-55	N/A	W, 86-56
1955-56	N/A	W, 87-74

1955-56	N/A	W, 70-66
1956-57	N/A	W, 87-69
1956-57	N/A	W, 68-66
1958-59	N/A	W, 65-64
1959-60	N/A	L, 52-51
1959-60	N/A	W, 68-57
1/23/61	H	W, 87-70
2/14/61	A	W, 92-73
1961-62	A	L, 74-73
1961-62	H	W, 90-75
12/6/62	H	W, 85-83
1/17/63	A	L, 65-64
12/7/63	H	W, 89-66
1/30/64	A	W, 70-63
12/7/64	H	W, 72-58
12/9/64	A	L, 69-66
1965-66	A	W, 64-53
12/8/71	A	L, 97-89
1/22/72	H	W, 84-75
12/6/72	A	W, 66-60
1/4/73	H	W, 89-88
12/8/73	H	W, 88-75
12/4/74	A	W, 89-80
12/3/75	A	W, 87-80
1/8/76	H	W, 76-61
12/13/76	A	W, 78-67
2/17/77	H	W, 73-61
12/12/77	A	W, 72-69
2/20/78	H	W, 85-77
11/28/81	A	W, 86-84
11/22/82	H	W, 124-83
12/2/83	H	W, 110-81
12/11/86	H	W, 84-60
11/23/88	H	L, 102-95
11/22/89	H	W, 103-67
12/6/90	H	L, 86-82
1/13/92	H	W, 91-63

Lane

UT Martin leads 6-0

Home: 6-0

Date	H/A/N	Result
12/14/81	H	W, 96-81
12/2/82	H	W, 97-77
1/30/84	H	W, 105-72
12/3/84	H	W, 116-64
12/25/87	H	W, 110-59
1/10/91	H	W, 92-66

Lemoyne-Owen

Series tied 3-3

Home: 2-1

Away: 0-2

Neutral: 1-0

Date	H/A/N	Result
12/20/69	A	L, 81-68
1/26/70	H	W, 101-72
2/21/70*	N	W, 80-55
1/14/71	H	L, 103-90
1/26/71	A	L, 75-66
12/21/85	H	W, 85-81

Lincoln Memorial

UT Martin leads 7-0

Home: 2-0

Away: 3-0

Date	H/A/N	Result
1961*	N/A	W, 79-76
1961-62*	N/A	W, 77-59
1965-66*	A	W, 71-64
12/2/72	A	W, 75-59
12/14/87	H	W, 82-63
1/11/92	H	W, 68-59
2/15/92	A	W, 58-52

Lindenwood

UT Martin leads 1-0

Home: 1-0

Date	H/A/N	Result
11/29/80	H	W, 107-46

Lindsey Wilson

Lindsey Wilson leads 1-0

Home: 0-1

Date	H/A/N	Result
1/25/92	H	L, 87-67

Lipscomb

Lipscomb leads 13-12

Home: 6-4

Away: 4-6

Date	H/A/N	Result
1958-59	N/A	W, 71-70
1958-59	N/A	L, 70-59
1958-59	N/A	L, 63-61
1959-60	N/A	L, 58-54
1959-60	N/A	W, 71-68
1/14/61	H	W, 62-57
2/4/61	A	L, 82-65
1961-62	H	W, 62-61
1961-62	A	L, 58-56
1/12/63	A	L, 70-64
2/14/63	H	L, 70-60
1/11/64	H	W, 68-61
2/15/64	A	W, 65-59
1/2/65	A	W, 59-56
1/16/65	H	W, 71-64
12/19/67	H	L, 77-67
1/13/69	A	L, 82-67
1/24/74	A	W, 85-78
1/25/75	H	W, 68-66
11/19/01	H	W, 86-79
12/7/02	A	W, 99-90 (OT)
11/27/10	H	L, 90-71
12/6/11	A	L, 70-55
12/8/12	A	L, 86-62
11/25/13	H	L, 95-84

Livingston

Livingston leads 21-19

Home: 14-6

Away: 7-12

Date	H/A/N	Result
1/8/72	H	L, 92-71
2/12/72	A	L, 90-77
1/27/73	A	L, 96-95

SERIES BREAKDOWNS

2/17/73	H	W, 76-72
1/5/74	H	W, 85-69
2/8/74	A	L, 79-73
1/4/75	A	W, 77-52
2/8/75	H	W, 78-75
12/6/75	H	W, 80-60
2/14/76	A	L, 82-74
12/4/76	A	L, 78-76
1/29/77	H	W, 76-62
1/7/78	H	L, 75-71
2/11/78	A	L, 79-61
1/6/79	A	L, 92-70
2/10/79	H	L, 60-57
1/5/80	H	W, 74-69
2/9/80	A	L, 71-67
1/16/81	A	L, 72-66
1/24/81	H	L, 72-58
1/9/82	H	L, 41-40
2/20/82	A	L, 62-57
1981-82*	N/A	L, 49-47
1/8/83	A	L, 64-61
2/5/83	H	W, 76-65
1/7/84	H	W, 92-71
2/4/84	A	W, 91-72
12/10/84	H	W, 47-37
2/11/85	A	L, 50-48
1/6/86	H	W, 76-65
2/3/86	A	W, 74-71
2/21/87	H	W, 69-64
1/9/88	A	W, 75-65
2/6/88	H	W, 76-65
1/9/89	H	L, 57-50
2/6/89	A	L, 72-70
1/15/90	A	W, 58-52
2/12/90	H	W, 71-61
1/21/91	A	L, 70-69
2/16/91	H	W, 53-50

Longwood		
UT Martin leads 1-0		
Home: 1-0		
Date	H/A/N	Result
2/23/13	H	W, 89-79

LSU		
LSU leads 4-0		
Away: 0-4		
Date	H/A/N	Result
12/20/88	A	L, 128-89
12/16/95	A	L, 93-74
12/14/99	A	L, 73-45
11/18/10	A	L, 79-56

Louisville		
Louisville leads 2-0		
Away: 0-2		
Date	H/A/N	Result
11/19/05	A	L, 78-61
11/11/11	A	L, 83-48

Lyon College		
UT Martin leads 16-6		
Home: 14-1		
Away: 1-5		
Date	H/A/N	Result
1959-60	N/A	W, 74-72
11/18/60	H	W, 86-69
11/24/60	A	W, 95-73
1961-62	A	L, 90-72
1961-62	H	W, 92-80
12/20/62	H	W, 83-80
12/21/62	H	W, 85-62
12/28/62	A	L, 62-44
12/20/63	H	W, 75-71
12/31/63	A	L, 74-66
1965-66	A	L, 74-56
1965-66	A	L, 77-74
12/19/66	H	W, 60-58
12/20/66	H	W, 95-63
1/30/68	H	L, 67-58
11/30/82	H	W, 76-74
11/29/93	H	W, 72-67
12/4/95	H	W, 83-65
12/3/96	H	W, 87-68
12/1/97	H	W, 84-56
11/6/98	H	W, 74-56
11/20/12	H	W, 92-58

MacMurray		
UT Martin leads 1-0		
Home: 1-0		
Date	H/A/N	Result
11/12/10	H	W, 70-49

Maine		
UT Martin leads 1-0		
Neutral: 1-0		
Date	H/A/N	Result
11/6/07	N	W, 66-62

Marshall		
Marshall leads 1-0		
Away: 0-1		
Date	H/A/N	Result
12/9/94	A	L, 92-84

Martin College		
UT Martin leads 3-1		
Date	H/A/N	Result
1951-52	N/A	W, 69-53
1951-52	N/A	W, 77-62
1951-52	N/A	L, 47-40
1951-52	N/A	W, 51-40

Maryville		
UT Martin leads 2-0		
Home: 2-0		
Date	H/A/N	Result
12/20/80	H	W, 105-78
11/14/08	H	W, 121-56

Memphis		
Memphis leads 6-0		
Away: 0-6		
Date	H/A/N	Result
11/29/00	A	L, 81-49
12/28/01	A	L, 88-58
12/3/03	A	L, 84-64
11/5/07	A	L, 102-71
11/23/10	A	L, 102-80
11/29/12	A	L, 93-65

Memphis Navy		
UT Martin leads 2-1		
Date	H/A/N	Result
1953-54	N/A	W, 83-75
1954-55	N/A	L, 82-69
1954-55	N/A	W, 85-64

Miami		
Miami leads 1-0		
Away: 0-1		
Date	H/A/N	Result
12/29/00	A	L, 70-54

Middle Tennessee State		
Middle Tennessee State leads 24-9		
Home: 6-8		
Away: 3-16		

Date	H/A/N	Result
12/3/64	H	L, 94-89
1965-66	A	L, 59-57
12/1/66	A	L, 108-94
12/10/66	H	W, 94-78
12/9/67	H	L, 88-69
2/1/68	A	L, 100-83
12/7/68	H	L, 103-89
12/30/69	A	L, 83-78
2/25/71	A	L, 66-59
3/4/71	H	L, 74-72
12/4/71	H	W, 66-65
1/20/72	A	L, 77-57
1/15/92	A	L, 94-55
1/18/93	H	W, 71-67
2/8/93	A	L, 70-67
1/3/94	H	W, 70-64(OT)
1/31/94	A	L, 66-60
1/3/95	A	W, 66-64
1/30/95	H	L, 76-69
1/27/96	A	L, 81-68
2/26/96	H	W, 91-83
1/27/97	H	W, 61-59
2/22/97	A	L, 96-71
1/5/98	A	L, 66-46
1/31/98	H	L, 78-54
1/2/99	H	L, 56-50
1/28/99	A	L, 80-78
1/29/00	H	L, 71-63
2/26/00	A	L, 96-78
12/6/01	A	W, 76-71
11/27/02	A	L, 87-77
12/15/08	A	W, 72-65
12/10/11	A	L, 78-62

Middle Tennessee Jr. Varsity		
UT Martin leads 1-0		
Date	H/A/N	Result
1955-56	N/A	W, 84-76

Miles		
UT Martin leads 1-0		
Home: 1-0		
Date	H/A/N	Result
12/16/86	H	W, 129-90

Milligan		
UT Martin leads 2-0		
Away: 1-0		
Date	H/A/N	Result
1959-60	N/A	W, 61-58
2/20/63*	A	W, 70-63

Minnesota		
Minnesota leads 1-0		
Away: 0-1		
Date	H/A/N	Result
12/21/92	A	L, 92-63

Mississippi College		
Series tied 17-17		
Home: 11-6		
Away: 5-11		

Date	H/A/N	Result
12/18/62	A	L, 85-73
1/15/74	H	L, 74-59
1/3/75	A	W, 82-76
1/26/76	H	W, 93-55
12/3/76	A	L, 97-84
1/28/77	H	W, 64-62
1/12/78	A	L, 64-55
2/17/78	H	L, 55-52
1/11/79	H	W, 79-64
2/17/79	A	L, 83-79
1/11/80	A	L, 90-74
2/15/80	H	L, 56-52
1/9/81	H	W, 88-77
2/21/81	A	L, 75-74
1/18/82	H	W, 68-63
2/19/82	A	W, 47-43
2/22/82*	N/A	W, 82-50
1/24/83	A	W, 70-58
2/21/83	H	W, 90-70
1/23/84	H	W, 88-66
2/20/84	A	L, 84-74
12/8/84	H	W, 66-55
2/18/85	A	W, 69-66
2/1/86	A	L, 63-61
2/20/86	H	W, 92-60
1/5/87	H	W, 74-60
1/16/88	H	W, 91-69
2/13/88	A	W, 59-50
1/14/89	A	L, 92-72
2/11/89	H	L, 96-70
1/20/90	H	L, 84-80
2/17/90	A	L, 76-66
12/22/90	A	L, 73-62
3/2/91	H	L, 69-67

SERIES BREAKDOWNS

Mississippi State

Mississippi State leads 7-1

Away: 1-6

Neutral: 0-1

Date	H/A/N	Result
12/17/80	A	L, 87-60
12/12/81	A	W, 65-41
11/27/91	A	L, 86-54
12/20/97	A	L, 80-60
11/28/98	N	L, 85-67
11/22/03	A	L, 90-74
11/17/07	A	L, 86-70
11/25/11	A	L, 76-50

Mississippi Valley State

Series tied 1-1

Home: 1-0

Away: 0-1

Date	H/A/N	Result
12/6/03	A	L, 79-69
12/20/03	H	W, 99-70

Missouri

Missouri leads 5-0

Away: 0-5

Date	H/A/N	Result
12/20/82	A	L, 71-58
11/28/88	A	L, 97-55
12/2/89	A	L, 78-58
11/13/01	A	L, 89-63
11/17/09	A	L, 83-68

Missouri Baptist

UT Martin leads 3-2

Home: 3-0

Date	H/A/N	Result
1951-52	N/A	L, 52-47
1951-52	N/A	L, 42-38
12/8/79	H	W, 115-60
2/4/81	H	W, 82-77
12/9/85	H	W, 97-65

Missouri- St. Louis

Series tied 3-3

Home: 1-2

Away: 2-1

Date	H/A/N	Result
12/22/69	H	L, 86-77
1/3/70	A	L, 86-85
12/17/70	A	W, 85-78
12/30/70	H	L, 71-70
1/20/75	H	W, 78-73
1/23/76	A	W, 77-75

Missouri School of Mines

UT Martin leads 4-2

Home: 1-0

Away: 0-1

Date	H/A/N	Result
1956-57	N/A	L, 75-60
1957-58	N/A	W, 79-55
1958-59	N/A	W, 79-74
1959-60	N/A	W, 84-32
12/17/60	A	L, 81-71

1961-62 H W, 109-83

Missouri Southern

Missouri Southern leads 2-0

Home: 0-1

Away: 0-1

Date	H/A/N	Result
11/25/91	H	L, 72-71
1/4/92	A	L, 85-77 (OT)

Missouri State

Missouri State leads 3-0

Home: 0-1

Away: 0-2

Date	H/A/N	Result
12/1/95	A	L, 105-71
2/21/09	H	L, 79-77
12/9/09	A	L, 79-51

Missouri Valley

UT Martin leads 1-0

Home: 1-0

Date	H/A/N	Result
11/25/02	H	W, 77-58

Morehead State

Morehead State leads 32-13

Home: 9-11

Away: 4-18

Neutral: 0-3

Date	H/A/N	Result
12/16/91	A	L, 90-76
2/1/93	A	L, 77-74
3/1/93	H	W, 89-86
12/11/93	N	L, 82-77
1/13/94	H	L, 70-66
2/19/94	A	L, 101-98 (OT)
1/26/95	A	L, 78-70
2/20/95	H	W, 71-64
1/13/96	H	W, 74-62
2/12/96	A	W, 77-67
1/18/97	A	L, 72-62
2/17/97	H	W, 100-85
12/4/97	H	W, 77-66
1/13/98	A	W, 68-66 (OT)
12/5/98	A	L, 74-64
2/2/99	H	L, 85-69
1/20/00	A	W, 79-62
2/17/00	H	W, 69-68
1/20/01	H	L, 63-61
2/17/01	A	L, 86-77
1/26/02	A	L, 89-88
2/21/02	H	L, 84-72
1/25/03	H	L, 83-60
2/20/03	A	L, 104-76
1/10/04	A	L, 70-68
1/29/04	H	W, 72-64
1/8/05	H	L, 81-73
1/27/05	A	L, 75-69
12/19/05	A	W, 80-67
1/14/06	H	W, 71-66 (OT)
12/18/06	H	L, 56-55
1/13/07	A	L, 70-48
12/17/07	A	L, 80-75

1/12/08	H	L, 81-79
12/4/08	A	L, 80-71
2/28/09	H	W, 79-65
3/6/09*	N	L, 63-55
12/3/09	H	L, 74-66
2/27/10	A	L, 73-63
12/2/10	A	L, 70-49
2/26/11	H	L, 77-64
1/21/12	A	L, 62-56
1/19/13	H	L, 88-74
3/6/13*	N	L, 73-66
1/18/14	A	L, 82-75

Murray State

Murray State leads 44-4

Home: 3-20

Away: 1-23

Date	H/A/N	Result
1956-57	N/A	L, 80-74
12/13/78	A	L, 75-65
2/9/81	H	L, 59-58
1/13/93	A	L, 92-66
2/10/93	H	L, 100-74
1/22/94	A	L, 99-70
2/28/94	H	L, 80-77
1/21/95	H	L, 83-70
2/27/95	A	L, 107-75
1/20/96	H	L, 80-68
2/17/96	A	L, 87-81
1/6/97	H	L, 80-68
2/1/97	A	L, 88-69
1/10/98	H	L, 67-56
2/7/98	A	L, 94-66
1/9/99	A	L, 87-58
2/6/99	H	W, 74-73
1/8/00	H	L, 94-79
2/5/00	A	L, 90-72
1/6/01	A	L, 76-69
2/3/01	H	W, 80-73
1/3/02	A	L, 90-76
2/2/02	H	L, 92-74
2/1/03	A	L, 89-70
3/1/03	H	L, 80-59
1/20/04	A	L, 94-70
2/17/04	H	L, 77-44
1/18/05	H	L, 96-70
2/15/05	A	L, 80-56
1/21/06	H	L, 79-73
2/25/06	A	L, 81-63
2/28/06*	A	L, 65-52
1/20/07	A	L, 78-65
2/24/07	H	L, 74-52
1/19/08	H	L, 76-72
3/1/08	A	L, 98-59
1/5/09	H	W, 75-71
2/23/09	A	L, 74-59
1/4/10	A	L, 83-59
1/30/10	A	L, 77-45
12/21/10	H	L, 66-54
1/29/11	A	L, 92-75
12/21/11	A	L, 78-54
2/4/12	H	L, 65-58
1/3/13	H	L, 73-62
2/28/13	A	W, 69-68

1/5/14	A	L, 91-77
2/27/14	H	L, 86-72

Murray State Jr. Varsity

Murray State JV leads 4-3

Date	H/A/N	Result
1951-52	N/A	L, 98-25
1951-52	N/A	L, 81-41
1953-54	N/A	W, 90-73
1954-55	N/A	L, 75-69
1954-55	N/A	L, 56-50
1955-56	N/A	W, 79-74
1956-57	N/A	W, 68-67

UNLV

UNLV leads 3-0

Away: 0-3

Date	H/A/N	Result
12/17/02	A	L, 101-78
12/22/07	A	L, 74-48
11/30/13	A	L, 85-55

New York State

UT Martin leads 1-0

Home: 1-0

Date	H/A/N	Result
1/2/81	H	W, 76-61

Nicholls State

Nicholls State leads 7-5

Home: 4-2

Away: 1-5

Date	H/A/N	Result
2/22/72*	A	W, 111-94
1/15/73	H	W, 75-72
2/2/73	A	L, 87-64
12/17/73	H	W, 73-64
2/2/75	A	L, 76-74
2/7/76	H	L, 81-64
1/8/77	H	W, 80-70
2/11/77	A	L, 118-94
11/25/77	A	L, 70-63
2/6/78	H	W, 83-73
12/2/78	H	L, 77-74
2/3/79	A	L, 114-91

North Alabama

North Alabama leads 28-21

Home: 14-12

Away: 7-14

Date	H/A/N	Result
1/30/61	A	L, 72-69
2/2/61	H	W, 87-76
1961-62	A	L, 79-77
1961-62	H	L, 89-82
1/10/63	H	W, 86-69
2/16/63	A	L, 94-78
12/11/63	H	L, 73-65
1963-64	H	W, 79-76
12/11/71	H	W, 83-82
2/5/72	A	L, 88-75
1/25/73	H	L, 91-81
2/23/73	A	L, 84-68
1/26/74	A	L, 83-80

SERIES BREAKDOWNS

2/6/74	H	L, 83-80
1/16/75	H	W, 73-72
2/6/75	H	L, 74-58
1/10/76	H	L, 62-59
1975-76*	N/A	L, 58-56
1/15/77	H	L, 68-62
2/19/77	A	L, 82-73
1/27/78	A	W, 51-50
1/30/78	H	L, 57-55
1/25/79	A	L, 86-81
2/15/79	H	L, 92-75
1/16/80	H	L, 72-64
1/24/80	A	L, 81-63
1/12/81	H	W, 83-66
1/17/81	A	L, 49-43
1/4/82	H	W, 52-45
1/30/82	A	W, 55-54
1/29/83	H	W, 101-89
2/26/83	A	W, 68-63
1/28/84	A	L, 77-71
2/25/84	H	W, 81-77
2/9/85	A	W, 67-61
2/23/85	H	W, 80-77
1/4/86	A	W, 80-71
2/6/86	H	W, 80-75
1/15/87	H	W, 66-58
2/12/87	A	W, 76-69
1/14/88	A	W, 83-74
2/25/88	H	W, 114-86
3/3/88*	N/A	L, 56-55
1/12/89	H	L, 98-80
2/25/89	A	L, 94-68
1/18/90	A	L, 88-63
3/1/90	H	W, 99-94(OT)
1/7/91	A	L, 90-58
2/4/91	H	L, 89-79

North Central

UT Martin leads 1-0
Home: 1-0

Date	H/A/N	Result
12/3/80	H	W, 107-72

North Dakota

Series tied 1-1
Home: 1-0
Away: 0-1

Date	H/A/N	Result
12/12/79	A	L, 79-64
12/5/80	H	W, 62-59

North Dakota State

North Dakota State leads 2-0
Home: 0-1
Away: 0-1

Date	H/A/N	Result
12/7/78	H	L, 84-71
12/13/79	A	L, 72-69

North Texas

North Texas leads 1-0
Neutral: 0-1

Date	H/A/N	Result
12/30/04	N	L, 75-70

NE Miss. Jr. College

UT Martin leads 1-0

Date	H/A/N	Result
1953-54	N/A	W, 84-60

Northern Arizona

Series tied 1-1
Home: 1-0
Away: 0-1

Date	H/A/N	Result
12/8/01	H	W, 54-51
12/21/02	A	L, 92-76

Northern Kentucky

UT Martin leads 1-0
Home: 1-0

Date	H/A/N	Result
12/7/13	H	W, 79-66

Northwest

Series tied 1-1

Date	H/A/N	Result
1952-53	N/A	L, 68-61
1952-53	N/A	W, 78-56

Northwestern

Northwestern leads 1-0
Away: 0-1

Date	H/A/N	Result
11/22/96	A	L, 61-55

Northwestern State

Northwestern St. leads 2-1
Home: 1-0
Away: 0-2

Date	H/A/N	Result
2/23/74	A	L, 100-83
2/22/75	H	W, 90-74
11/20/10	A	L, 103-94

Oakland City

UT Martin leads 5-4
Home: 1-0
Away: 1-0

Date	H/A/N	Result
1955-56	N/A	W, 71-65
1956-57	N/A	L, 96-86
1956-57	N/A	L, 81-62
1957-58	N/A	W, 83-75
1957-58	N/A	W, 70-59
1958-59	N/A	L, 94-91
1958-59	N/A	L, 80-67
12/5/81	A	W, 81-76
12/1/92	H	W, 82-71

Ohio

Ohio leads 1-0
Away: 0-1

Date	H/A/N	Result
11/13/11	A	L, 74-65

Ohio State

Ohio State leads 2-0

Away: 0-2

Date	H/A/N	Result
12/14/98	A	L, 92-56
12/27/10	A	L, 100-40

Ole Miss

Ole Miss leads 2-0

Away: 0-2

Date	H/A/N	Result
12/16/01	A	L, 83-72
12/21/04	A	L, 92-64

Olivet

UT Martin leads 1-0

Away: 1-0

Date	H/A/N	Result
12/22/79	A	W, 77-58

Oral Roberts

Series tied 1-1

Home: 1-0

Away: 0-1

Date	H/A/N	Result
1/14/95	H	W, 83-70
3/2/96	A	L, 85-69

Otterbein

UT Martin leads 1-0

Home: 1-0

Date	H/A/N	Result
12/3/83	H	W, 110-84

Paducah Jr. College

Paducah Jr. College leads 8-3

Date	H/A/N	Result
1951-52	N/A	L, 98-47
1951-52	N/A	L, 85-70
1952-53	N/A	L, 87-72
1952-53	N/A	L, 81-65
1954-55	N/A	W, 95-75
1955-56	N/A	L, 93-81
1955-56	N/A	W, 70-60
1956-57	N/A	L, 70-66
1956-57	N/A	L, 92-70
1957-58	N/A	W, 97-73
1957-58	N/A	L, 72-69

Parsons Independent

UT Martin leads 1-0

Date	H/A/N	Result
1954-55	N/A	W, 88-63

Pilot Oak Independent

UT Martin leads 1-0

Date	H/A/N	Result
1954-55	N/A	W, 76-61

Portland State

Series tied 1-1

Home: 1-0

Away: 0-1

Date	H/A/N	Result
1/2/04	H	W, 76-65(OT)
12/18/04	A	L, 79-66

Presbyterian

UT Martin leads 1-0

Away: 1-0

Date	H/A/N	Result
12/16/13	A	W, 73-70

Purdue

Purdue leads 3-0

Away: 0-3

Date	H/A/N	Result
12/16/96	A	L, 75-45
12/12/97	A	L, 87-56
12/28/05	A	L, 62-54

Quincy

Quincy leads 1-0

Home: 0-1

Date	H/A/N	Result
1/3/89	H	L, 82-64

Radford

Radford leads 2-0

Home: 1-0

Away: 1-0

Date	H/A/N	Result
11/25/95	A	L, 92-77
11/26/96	H	L, 82-59

Reinhardt

UT Martin leads 1-0

Home: 1-0

Date	H/A/N	Result
11/22/04	H	W, 84-79

Rhodes College

UT Martin leads 8-6

Home: 5-4

Away: 3-2

Date	H/A/N	Result
1/3/68	A	L, 82-81
11/30/68	H	L, 86-72
1/21/69	A	L, 77-76
12/1/69	H	W, 86-85
1/19/70	A	W, 91-80
12/1/70	A	W, 94-88
2/6/71	H	L, 86-83
11/28/72	A	W, 72-60
1/6/73	H	W, 87-59
1/9/85	H	W, 85-72
1/22/87	H	W, 93-63
12/17/88	H	L, 63-58
11/25/89	H	W, 97-69
11/24/90	H	L, 61-59(OT)

SERIES BREAKDOWNS

Rivers Independent

UT Martin leads 1-0

Date	H/A/N	Result
1953-54	N/A	W, 84-58

Rochester College

UT Martin leads 3-0

Home: 3-0

Date	H/A/N	Result
12/13/03	H	W, 88-64
11/19/11	H	W, 76-59
11/15/13	H	W, 79-64

Rust College

UT Martin leads 8-2

Home: 8-2

Date	H/A/N	Result
12/19/81	H	W, 69-60
12/22/82	H	W, 64-50
12/22/83	H	W, 71-44
11/26/84	H	W, 100-67
11/30/85	H	W, 88-70
12/1/86	H	W, 72-69
12/16/87	H	W, 75-60
12/13/88	H	L, 76-75
12/11/89	H	L, 67-66
12/10/90	H	W, 62-59

Rutherford Independent

UT Martin leads 1-0

Date	H/A/N	Result
1953-54	N/A	W, 69-55

Saint Louis

Saint Louis leads 3-1

Away: 1-3

Date	H/A/N	Result
2/21/96	A	L, 91-65
11/22/02	A	W, 63-58
12/16/06	A	L, 77-53
12/15/12	A	L, 73-51

St. Louis Christian

UT Martin leads 1-0

Home: 1-0

Date	H/A/N	Result
1/5/91	H	W, 113-37

St. Mary's

UT Martin leads 3-0

Home: 2-0

Away: 1-0

Date	H/A/N	Result
12/21/79	A	W, 75-74
12/29/01	H	W, 112-64
11/29/01	H	W, 109-38

Saint Peter's

UT Martin leads 2-0

Home: 1-0

Away: 1-0

Date	H/A/N	Result
2/17/07	H	W, 59-58
12/1/07	A	W, 78-74

St. Xavier (Ill.)

St. Xavier leads 1-0

Away: 0-1

Date	H/A/N	Result
11/25/85	A	L, 56-53

Samford

Samford leads 8-5

Home: 3-4

Away: 2-4

Date	H/A/N	Result
12/5/92	H	W, 75-59
2/18/93	A	L, 85-63
1/17/04	H	L, 51-45
1/15/05	A	L, 62-59
1/5/06	H	L, 79-65
1/26/06	A	L, 67-60
1/4/07	A	L, 55-41
1/25/07	H	L, 71-66
1/5/08	H	W, 63-49
1/24/08	A	W, 61-43
3/4/08*	H	W, 101-94 (3OT)
12/19/12	H	L, 75-62
12/4/13	A	W, 89-73

San Diego

San Diego leads 1-0

Away: 0-1

Date	H/A/N	Result
12/19/77	A	L, 96-68

San Francisco

San Francisco leads 1-0

Away: 0-1

Date	H/A/N	Result
11/17/03	A	L, 73-62

San Francisco State

UT Martin leads 1-0

Home: 1-0

Date	H/A/N	Result
11/28/94	H	W, 86-62

SIU Edwardsville

SIU Edwardsville leads 6-5

Home: 3-3

Away: 2-3

Date	H/A/N	Result
12/18/70	A	L, 85-75
1/1/71	H	L, 103-76
1/27/92	H	W, 90-87
2/22/92	A	L, 70-57
1/25/10	H	W, 68-52
1/24/11	A	W, 78-69
1/7/12	H	L, 69-65
1/26/13	A	W, 65-62
2/9/13	H	W, 77-68
1/25/14	H	L, 87-82
2/8/14	A	L, 84-78

Southeast Missouri

Southeast Missouri leads 45-27

Home: 21-13

Away: 6-30

Date	H/A/N	Result
12/14/62	A	L, 93-77
12/14/63	A	L, 110-80
1/8/64	H	L, 63-56
12/11/64	H	L, 71-55
12/18/64	A	L, 76-66
1965-66	H	W, 92-84
1965-66	H	L, 113-86
12/22/66	A	L, 75-71
1/25/67	H	W, 87-77
12/17/71	A	L, 95-87
2/26/72	H	W, 91-87
12/22/72	A	L, 81-72
2/13/79	H	L, 81-72
1/30/80	H	W, 85-74
1/5/81	A	L, 73-71
1/13/82	H	W, 77-43
1981-82*	N/A	L, 56-53
12/10/83	A	L, 71-65
1982-83*	N/A	L, 83-71
1/3/84	H	W, 78-64
12/1/84	A	L, 74-59
12/7/85	H	W, 84-67
12/6/86	A	W, 66-64
12/5/87	A	L, 89-77
12/3/88	A	L, 86-65
12/9/89	H	L, 87-76
12/1/90	A	L, 101, 73
1/27/93	H	W, 90-89
2/24/93	A	L, 69-68
1/24/94	A	L, 86-63
2/26/94	H	W, 102-87
1/23/95	H	L, 61-59
2/25/95	A	L, 75-66
1/11/96	A	L, 71-61
2/8/96	H	W, 79-59
1/9/97	A	L, 82-72 (OT)
2/20/97	H	W, 92-62
1/15/98	H	W, 91-82 (2OT)
2/12/98	A	L, 87-61
1/16/99	A	L, 84-75
2/13/99	H	L, 60-49
1/13/00	H	W, 75-66
2/10/00	A	L, 80-68
2/29/00*	A	L, 76-74
1/13/01	A	L, 60-49
2/10/01	H	L, 81-73
1/17/02	H	W, 89-73
2/14/02	A	L, 78-51
1/16/03	A	W, 88-80
2/13/03	H	W, 77-61
2/5/04	A	L, 89-78
2/28/04	H	W, 88-71
2/3/05	H	L, 75-68
2/26/05	A	L, 72-52
12/3/05	H	W, 72-60
2/4/06	A	W, 66-55
12/2/06	A	L, 81-79
2/3/07	H	L, 73-69
2/2/08	A	W, 90-71

2/16/08	H	W, 98-85
1/12/09	A	W, 81-67
1/22/09	H	W, 86-73
1/21/10	A	L, 77-63
2/9/10	H	W, 73-70
1/3/11	A	L, 82-75
1/20/11	H	W, 79-69
1/5/12	H	L, 73-71
2/9/12	A	L, 86-56
12/29/12	A	L, 65-60
2/16/13	H	L, 96-74
2/12/14	A	W, 79-70
2/22/14	H	L, 77-74

Southeastern Louisiana

Southeastern Louisiana leads 9-4

Home: 4-3

Away: 0-6

Date	H/A/N	Result
1/13/73	H	W, 76-75
2/3/73	A	L, 76-57
2/2/74	H	L, 75-59
2/31/75	A	L, 79-66
2/6/76	H	W, 61-48
1/7/77	H	L, 57-54
2/12/77	A	L, 76-61
11/26/77	A	L, 66-62
2/4/78	H	W, 68-65
12/1/78	H	W, 73-69
2/2/79	A	L, 78-65
2/18/12	A	L, 64-48
12/21/13	H	L, 80-76

USC

Southern Cal leads 3-0

Home: 0-1

Away: 0-2

Date	H/A/N	Result
11/22/91	A	L, 102-81
12/4/93	H	L, 78-72
11/28/08	A	L, 70-43

Southern Illinois

Southern Illinois leads 2-0

Away: 0-2

Date	H/A/N	Result
12/30/99	A	L, 69-48
11/14/09	A	L, 91-63

Southern Indiana

UT Martin leads 4-2

Home: 3-0

Away: 1-2

Date	H/A/N	Result
12/12/70	H	W, 88-82
12/23/71	A	W, 76-64
12/9/72	H	W, 67-50
12/14/73	A	L, 74-66
11/27/89	A	L, 86-68
2/25/92	H	W, 77-74

SERIES BREAKDOWNS

Southern Miss

Southern Miss leads 1-0

Away: 0-1

Date	H/A/N	Result
11/16/06	A	L, 77-67

Southwest Baptist

UT Martin leads 2-0

Home: 2-0

Date	H/A/N	Result
1/11/82	H	W, 69-51
12/19/83	H	W, 99-81

Spalding

UT Martin leads 1-0

Home: 1-0

Date	H/A/N	Result
12/5/05	H	W, 79-59

Stephen F. Austin

Series tied 1-1

Away: 1-0

Date	H/A/N	Result
1982-83*	N/A	L, 83-70
12/6/96	A	W, 83-68

Stetson

UT Martin leads 1-0

Away: 1-0

Date	H/A/N	Result
12/20/84	A	W, 75-61

Stewart A.F. Base

UT Martin leads 1-0

Date	H/A/N	Result
1954-55	N/A	W, 83-81

Tennessee

Tennessee leads 4-0

Away: 0-4

Date	H/A/N	Result
11/26/93	A	L, 97-80
12/30/02	A	L, 77-50
11/18/08	A	L, 91-64
12/29/10	A	L, 68-62

Tennessee Doctors

UT Martin leads 1-0

Date	H/A/N	Result
1958-59	N/A	W, 76-66

Tennessee State

Tennessee State leads 32-23

Home: 13-13

Away: 9-19

Neutral: 1-0

Date	H/A/N	Result
12/5/66	A	L, 64-51
12/8/76	A	W, 51-49
2/8/77	H	W, 65-63
12/3/77	A	L, 83-53
1/4/78	H	W, 66-58
1/3/79	H	L, 68-56
1/15/79	A	L, 83-67

1/14/80	A	L, 92-72
2/6/80	A	L, 83-76
12/22/80	A	L, 62-58
1/20/81	H	W, 68-67
1/23/92	A	L, 66-49
1/25/93	A	L, 85-67
2/15/93	H	L, 79-70
2/2/94	A	L, 94-79
2/9/94	H	L, 93-80
1/7/95	A	L, 78-66
2/8/95	H	L, 87-74
1/8/96	A	L, 83-78
2/3/96	H	W, 71-67
1/11/97	H	W, 65-54
2/10/97	A	L, 86-84 (20T)
1/22/98	A	L, 74-70
2/19/98	H	L, 68-53
1/23/99	H	L, 67-56
2/20/99	A	L, 66-57
1/18/00	H	W, 75-59
2/21/00	A	L, 74-71
1/25/01	H	L, 93-76
2/6/01	A	W, 93-77
1/12/02	A	W, 91-79
2/7/02	H	W, 84-78
1/11/03	H	W, 106-86
2/6/03	A	W, 95-75
1/22/04	A	W, 78-69
2/21/04	H	L, 81-72
1/20/05	H	L, 92-76
2/19/05	A	W, 74-68
1/7/06	A	L, 85-82
2/9/06	H	W, 71-68
1/6/07	H	W, 73-65
2/6/07	A	W, 76-74
1/7/08	A	W, 75-74
2/7/08	H	W, 91-80
1/10/09	H	W, 78-65
2/7/09	A	W, 100-73
1/9/10	A	L, 73-59
2/6/10	H	L, 74-68
1/8/11	H	L, 67-64
2/5/11	A	L, 56-47
3/2/11*	N	W, 68-64
12/29/11	A	L, 83-67
1/26/12	H	L, 72-59
1/10/13	A	L, 80-48
1/13/14	H	W, 100-81

Tennessee Tech

Tennessee Tech leads 36-10

Home: 6-15

Away: 4-20

Neutral: 0-1

Date	H/A/N	Result
12/14/68	A	L, 100-69
12/6/82	A	L, 102-89
2/3/92	A	L, 99-81
1/16/93	H	L, 81-76
2/6/93	A	L, 87-70
1/10/94	A	L, 70-62
2/7/94	H	W, 95-86
1/9/95	H	L, 81-80
2/6/95	A	L, 74-59

1/6/96	A	W, 78-74
2/5/96	H	W, 75-71
1/16/97	A	L, 70-59
1/25/97	H	L, 64-62 (OT)
1/3/98	A	W, 82-69
1/29/98	H	L, 65-63
1/4/99	H	L, 56-46
1/30/99	A	L, 75-59
1/27/00	H	L, 82-74
2/24/00	A	L, 81-65
1/27/01	A	L, 92-84
2/24/01	H	L, 66-59
2/27/01*	A	L, 69-58
1/21/02	A	L, 83-75
2/9/02	H	L, 75-68
1/20/03	H	L, 82-77
2/8/03	A	L, 87-77
3/4/03*	A	L, 76-62
2/14/04	A	L, 64-61
2/12/05	H	W, 59-56
2/2/06	H	W, 88-78
2/16/06	A	L, 74-72
2/1/07	A	L, 82-74
2/12/07	H	L, 65-61
1/31/08	H	L, 100-95
2/14/08	A	W, 82-79
1/15/09	A	W, 83-72
2/14/09	H	W, 71-62
3/3/09*	H	W, 93-75
1/14/10	H	L, 76-63
2/13/10	A	L, 70-61
1/13/11	A	L, 109-105 (30T)
2/12/11	H	L, 85-71
3/3/11*	N	L, 83-59
12/31/11	H	L, 85-62
2/21/13	A	L, 83-68
2/20/14	H	L, 91-83

Tennessee Temple

Series tied 1-1

Home: 1-1

Date	H/A/N	Result
12/8/80	H	L, 74-62
12/9/95	H	W, 77-48

Tennessee Wesleyan

Tenn. Wesleyan leads 5-0

Home: 0-2

Away: 0-2

Date	H/A/N	Result
1959-60	N/A	L, 66-63
2/22/63*	A	L, 79-67
2/19/64*	A	L, 72-62
1968-69	H	L, 66-64
11/19/88	H	L, 98-94

TCU

TCU leads 1-0

Away: 0-1

Date	H/A/N	Result
12/11/92	A	L, 75-67 (20T)

Trenton Independent

UT Martin leads 3-0

Date	H/A/N	Result
1955-56	N/A	W, 109-43
1956-57	N/A	W, 121-38
1956-57	N/A	W, 91-44

Trevecca

UT Martin leads 1-0

Home: 1-0

Date	H/A/N	Result
12/17/85	H	W, 101-85

Troy

Troy leads 23-18

Home: 14-6

Away: 3-17

Date	H/A/N	Result
1/31/72	H	W, 87-83
2/14/72	A	L, 84-75
2/23/72*	A	L, 81-77
1/20/73	A	L, 103-85
2/10/73	H	W, 88-81
1/11/74	A	L, 74-61
2/15/74	H	W, 88-81
1/10/75	H	L, 74-70
2/15/75	A	L, 76-70
1/17/76	A	L, 63-53
2/20/76	H	W, 68-66
1/21/77	A	L, 60-56
2/25/77	H	W, 80-78
1/20/79	A	L, 60-54
2/24/79	H	L, 93-87
1/19/80	H	W, 67-63
2/23/80	A	L, 79-69
1/23/81	H	W, 67-65
1/31/81	A	L, 64-63
1/23/82	H	W, 67-55
2/13/82	A	W, 80-68
1/17/83	H	W, 93-77
2/14/83	A	W, 55-52
1/16/84	A	L, 82-64
2/13/84	H	W, 65-62
1/28/85	H	W, 73-71
1984-85*	N/A	W, 50-47
1/13/86	H	W, 78-75
2/15/86	A	W, 83-81
1/10/87	A	L, 72-67
2/14/87	H	L, 81-78
1/25/88	A	L, 84-82
2/22/88	H	L, 79-71
1/21/89	H	L, 80-70
2/18/89	A	L, 81-61
1/27/90	A	L, 92-91
2/24/90	H	L, 98-89
1/12/91	H	W, 92-66
2/9/91	A	L, 103-85
1/18/92	A	L, 110-97
2/8/92	H	W, 110-97

SERIES BREAKDOWNS

Tusculum

Tusculum leads 3-1
Away: 0-3

Date	H/A/N	Result
1961-62*	N/A	W, 62-48
2/18/65*	A	L, 82-70
1965-66*	A	L, 59-50
1966-67*	A	L, 66-63

Union

UT Martin leads 33-22
Home: 17-7
Away: 7-12
Neutral: 1-0

Date	H/A/N	Result
1954-55	N/A	W, 68-56
1954-55	N/A	W, 92-85
1955-56	N/A	W, 84-62
1955-56	N/A	L, 77-73
1956-57	N/A	L, 66-57
1956-57	N/A	W, 79-63
1957-58	N/A	W, 67-63
1958-59	N/A	W, 87-47
1958-59	N/A	W, 71-68
1958-59	N/A	L, 94-65
1959-60	N/A	W, 67-64
1959-60	N/A	W, 59-56
2/9/61	A	L, 67-61
1961-62	A	L, 92-81
1961-62	H	W, 98-73
2/11/63	A	L, 78-69
1/14/64	A	W, 69-65
2/3/64	H	L, 75-73
1/18/65	H	L, 67-62
2/13/65	A	L, 75-67
1965-66	A	L, 73-68
1965-66	H	W, 71-67
1/21/67	H	W, 61-57
2/16/67	A	W, 88-68
1/20/68	H	L, 77-73
2/15/68	A	L, 68-59
2/22/68	A	L, 66-64
1/18/69	H	L, 74-68
2/13/69	A	L, 73-72
1/17/70	H	W, 74-69
2/12/70	A	W, 67-65
2/18/70*	N	W, 78-75
1/21/71	A	L, 84-78
2/4/71	H	L, 74-73
1/6/72	H	L, 78-69
2/19/72	A	L, 87-63
12/1/72	A	L, 87-78
1/11/73	A	W, 85-78
2/27/73	H	W, 106-80
1/17/74	A	W, 77-73
2/19/74	H	W, 95-78
12/7/74	H	W, 75-67
1/13/77	A	W, 73-57
2/1/77	H	W, 59-57
12/6/77	A	L, 95-86
1/16/78	H	W, 82-79
11/23/82	H	W, 90-68
11/19/83	H	W, 87-71
12/6/84	H	W, 96-71

12/5/85	H	W, 100-82
12/4/86	H	W, 95-90
12/3/87	H	W, 100-67
12/5/88	H	L, 88-82
12/16/89	H	W, 92-81
12/5/02	H	W, 72-60

Union Frosh

Series tied 1-1

Date	H/A/N	Result
1952-53	N/A	W, 63-61
1952-53	N/A	L, 65-55

Valdosta State

Valdosta State leads 10-8
Home: 6-3
Away: 4-5

Date	H/A/N	Result
1/15/83	H	W, 90-84
2/12/83	A	W, 75-63
3/3/83*	N/A	L, 77-76
1/12/84	A	L, 60-58
2/11/84	H	W, 94-68
1/26/85	H	W, 52-47
2/13/86	H	L, 108-95
2/22/86	A	W, 105-79
1/3/87	H	W, 84-80 (OT)
1/8/87	A	L, 77-73
1/23/88	A	L, 73-63
2/20/88	H	W, 60-50
1/23/89	H	L, 103-61
2/20/89	A	L, 71-61
1/29/90	A	L, 79-74
2/26/90	H	W, 85-70
1/14/91	H	L, 59-57
2/11/91	A	L, 86-77

Vanderbilt

Vanderbilt leads 0-5
Away: 0-5

Date	H/A/N	Result
12/1/93	A	L, 102-66
11/26/97	A	L, 87-57
11/27/99	A	L, 87-64
11/29/03	A	L, 94-60
12/29/07	A	L, 92-85

Vanderbilt Frosh

Vanderbilt Frosh leads 4-2

Date	H/A/N	Result
1954-55	N/A	W, 75-58
1954-55	N/A	W, 62-56
1955-56	N/A	L, 90-69
1955-56	N/A	L, 93-65
1956-57	N/A	L, 72-48
1956-57	N/A	L, 84-70

Virginia

Virginia leads 1-0
Away: 0-1

Date	H/A/N	Result
11/24/95	A	L, 84-65

Virginia Commonwealth

VCU leads 2-0
Home: 0-1
Away: 0-1

Date	H/A/N	Result
12/5/94	H	L, 67-60
11/22/97	A	L, 69-42

Virginia Tech

Virginia Tech leads 1-0
Away: 0-1

Date	H/A/N	Result
11/21/97	A	L, 71-55

Webster

UT Martin leads 2-0
Home: 2-0

Date	H/A/N	Result
12/4/00	H	W, 66-60
11/26/05	H	W, 94-72

West Georgia

West Georgia leads 9-6
Home: 2-5
Away: 4-4

Date	H/A/N	Result
12/4/81	A	L, 59-57
1/5/85	A	W, 57-55
2/21/85	H	L, 73-67
1/18/86	A	W, 78-75
2/10/86	H	L, 78-74
1/17/86	H	L, 85-75
2/9/87	A	L, 105-91
1/2/88	H	W, 73-69
1/30/88	A	W, 82-80
12/8/88	A	L, 83-78
1/30/89	H	L, 90-86
1/8/90	H	L, 73-69 (OT)
2/5/90	A	W, 86-69
1/28/91	H	W, 67-62
2/25/91	A	L, 88-76

West Virginia State

UT Martin leads 1-0
Away: 1-0

Date	H/A/N	Result
12/22/01	A	W, 89-69

Western Illinois

UT Martin leads 1-0
Away: 1-0

Date	H/A/N	Result
11/18/03	A	W, 96-67

Western Kentucky

Western Kentucky leads 2-1
Home: 1-0
Away: 0-2

Date	H/A/N	Result
11/30/91	A	L, 75-61
11/29/96	A	L, 73-56
1/26/98	H	W, 70-67

Westminster

UT Martin leads 3-0
Home: 3-0

Date	H/A/N	Result
11/27/78	H	W, 95-83
2/2/80	H	W, 90-61
12/30/09	H	W, 71-59

William Penn

UT Martin leads 1-0
Home: 1-0

Date	H/A/N	Result
11/27/82	H	W, 101-68

William Woods

UT Martin leads 1-0
Home: 1-0

Date	H/A/N	Result
12/19/10	H	W, 87-57

Williams Baptist

UT Martin leads 1-0
Home: 1-0

Date	H/A/N	Result
2/5/92	H	W, 85-70

Winthrop

Winthrop leads 1-0
Away: 0-1

Date	H/A/N	Result
12/21/01	A	L, 86-60

Wofford

Wofford leads 1-0
Away: 0-1

Date	H/A/N	Result
12/17/62	A	L, 66-59

Wyoming


Wyoming leads 1-0
Away: 0-1

Date	H/A/N	Result
11/8/13	A	L, 78-60

Yale

UT Martin leads 1-0
Away: 1-0

Date	H/A/N	Result
11/4/01	A	W, 99-87



THIS IS UT MARTIN

ELAM CENTER GAME DAY






Fans of the Ohio Valley Conference have come to know the Kathleen and Tom Elam Center as one of the toughest places to play in the league.

While the fast-paced action on the court is the reason that fans fill Skyhawk Arena each game, it's far from the only attraction.

Fans can take advantage of a number of activities before the action starts, such as "Courtside Dining," inflatable games or waiting for an autograph from their favorite Skyhawk after the game.



SKYHAWK ATHLETICS



Above: Lester Hudson became the first Skyhawk in history to be selected in the NBA Draft when he was drafted by the Boston Celtics in 2009. A two-time Ohio Valley Conference Male Athlete of the Year, he led the UT Martin men's basketball team to its first-ever OVC regular season championship in 2008-09. The only player in NCAA Division-I history to accumulate a quadruple-double, he has suited up for the NBA's Boston Celtics (2009-10), Memphis Grizzlies (2009-10, 2011-12), Washington Wizards (2010-11) and Cleveland Cavaliers (2011-12) since graduating from UT Martin.



Above: Skyhawk junior pitcher Taylor "Bug" Cox was selected by the San Diego Padres in the 16th round of the 2014 MLB Draft. That marked the fourth straight season that a UT Martin baseball player had been chosen. Other selections include Trey Karlen (2011, 33rd round, Washington Nationals), Alec Mills (2012, 22nd round, Kansas City Royals) and Dan Tobik (2013, 39th round, Los Angeles Angels of Anaheim).



Above: Heather Butler became the first player in UT Martin and Ohio Valley Conference history to play in the WNBA after signing with the San Antonio Stars. She left the Skyhawks as the program and conference's all-time leading scorer with 2,865 career points, ranking 16th in NCAA history. Her 392 career 3-pointers tied the NCAA all-time record while scoring double figures in all 129 games of her career, ranking as the second longest streak in history.



Above: The Skyhawk women's basketball team clinched their fourth straight NCAA Tournament appearance along with second outright Ohio Valley Conference regular season title after setting a new record for single-season wins with 24. The duo of Heather Butler and Jasmine Newsome left UT Martin as the No. 1 and 2 scorers in both UTM and OVC history, combining for 5,404 career points. The trio of Newsome, Megan White and Butler will leave UT Martin with the program's first two outright OVC championships, four OVC tournament titles and four NCAA Tournament appearances.

UT MARTIN'S OVC CHAMPIONSHIPS

(since 2000)

-  Volleyball (2001)
-  Volleyball (2002)**
-  Women's Tennis (2005)
-  Football (2006)
-  Women's Tennis (2006)
-  Men's Basketball (2009)
-  Softball (2009)*
-  Soccer (2009)
-  Softball (2010)
-  Women's Basketball (2011)*
-  Women's Tennis (2011)
-  Soccer (2011)*
-  Women's Basketball (2012)**
-  Softball (2012)**
-  Soccer (2012)**
-  Women's Basketball (2013)*
-  Soccer (2013)
-  Women's Basketball (2014)**

*OVC Tournament Championship

**Team Won OVC Regular-Season and Tournament Titles

College National Finals Rodeo

CNFR

2014

CNFR



Above: The 2014 men's rodeo team won the program's first College National Finals Rodeo team championship with 755 overall points. UT Martin became the first team east of the Mississippi River to win a national title.




Above: Head coach Phil McNamara and the UT Martin soccer team won its' second consecutive Ohio Valley Conference season championship in 2013. Overall, the Skyhawk soccer team won four consecutive championships handed out by the OVC with back-to-back OVC season and tournament titles from 2011-13.


TRAINING ROOM




Dr. John Masterson



Dr. Keith Nord



Dr. G. Bradford Wright



Dr. David E. Yakin



With three Skyhawk training room locations throughout the UT Martin athletic facilities, student-athletes can be assured of receiving the best medical attention and rehabilitation available. The primary athletic training room facilities are located in the Skyhawk Fieldhouse. There are also satellite athletic training room locations in the Bob Carroll Football Building and near the Kathleen and Tom Elam Center.

The Skyhawk Fieldhouse athletic training room was renovated in 2007 as part of a \$1.9 million dollar renovation of the entire Skyhawk Fieldhouse and Kathleen and Tom Elam Center. Included in the renovation was an updated whirlpool rehabilitation room where student-athletes can receive aqua rehabilitation and treatment. The athletic training room also contains multiple examination stations with the latest in rehabilitation equipment.

The athletic training staff uses a comprehensive approach to the injury care and wellness of student-athletes by utilizing state-of-the-art diagnostic and treatment equipment with the latest methods in the care and prevention of injuries.

Assistant Athletic Director Bart Belew is in his 13th year as head athletic trainer. Belew, a UT Martin graduate, went on to earn a master's degree and serve as a graduate assistant at Ole Miss where he worked with both the football and baseball programs before a stint at Freed-Hardeman led him to a return to his alma mater in 2000 as the head athletic trainer. He currently has a staff of four full-time certified athletic trainers and support staff of 16 athletic training students.

The athletic training staff is surrounded by many qualified and generous team doctors, through a partnership with Sports Orthopedic and Spine of Jackson, Tenn.. Dr. G. Bradford Wright, MD, and Dr. Steve Houseworth, MD, serve as the primary team physicians and are directly responsible for the orthopedic needs of UT Martin student-athletes. Dr. Wright has previously worked as team physician with the US Olympic Track & Field teams, West Tennessee Diamond Jaxx and Memphis Riverkings while Dr. Houseworth has served as a team physician for Louisiana Tech University.

Dr. Wright and Dr. Houseworth are also assisted in the care for Skyhawk student-athletes by the other orthopedic specialist of Sports Orthopedic and Spine; Dr. David E. Yakin, MD, Dr. Keith Nord, MD, Dr. Timothy Sweo, MD, and Dr. John P. Masterson, MD.

The athletic training staff is one support group that the athletic teams cannot do without. They are responsible for staffing all practices and games as well as handling the day-to-day rehabilitation of injured or post-surgery student-athletes.



STRENGTH AND CONDITIONING





The UT Martin strength and conditioning facilities are for the exclusive use of Skyhawk student-athletes as they train for competition, under the direction of strength and conditioning coach Charles Rayburn.

Sport specific workouts are designed and supervised at all times by one or more members of the strength and conditioning staff. Each student-athlete is placed in to respective developmental levels according to individual ability and specific regiments are then prescribed and continuously changed based on individual aptitude.

The Skyhawk strength and conditioning philosophy is multi-faceted with a primary emphasis on reducing injuries during the season.

The 3,500 square-foot Skyhawk weight room, located on the second level of Skyhawk Fieldhouse, includes Hammer Strength and Life Fitness machines and weights. This state-of-the-art facility is equipped with modern equipment ranging from self contained Power Lift multi-racks with 6x8 platforms, Olympic lifting bars, a complete line of rubber coated TGX dumbbells, a variety of glute/ham stations, a huge plyometric/medicine ball area, and various other supplemental pieces. The facility offers an unlimited variety of movements and exercises for the student-athlete.

The Skyhawk weight room allows for large enough groups so the student-athletes can train concurrently optimizing efficiency and effectiveness but, small enough to receive individual direction.



SUCCESS AFTER UTM



Jade Stearnes was awarded a one-year internship in Germany with the Congress-Bundestag Youth Exchange for Young Professionals. Only 75 students in the country receive this prestigious award.

"My experience at UT Martin was incredible! The relationships I built with the faculty and staff remain strong today. They made a huge impact on my life, as did my sorority sisters, who to this day are some of my closest friends. I cherish the time I spent at UT Martin."

– Pat Summitt

Head Coach, Lady Vols basketball team
The University of Tennessee

BE A SUCCESS!

UT Martin boasts successful graduates in many fields. You can join them.

Fast Fact:
More than 95% of UT Martin's graduates find jobs or are accepted to graduate schools within six months of graduation.

- **Dr. Margaret Perry** ('61) is chancellor emeritus of the University of Tennessee at Martin and was the first female head of a Tennessee four-year college or university.
- **Dr. Shirley Raines** ('67) is president of the University of Memphis.
- **Dr. Nick Dunagan** ('68) is chancellor emeritus of the University of Tennessee at Martin.
- **Houston Gordon** ('68) is a former UT Board of Trustees member and an attorney in Covington, Tenn.
- **Pat Summitt** ('74) is head coach of the eight-time national champion Lady Vols basketball team.
- **Peter Hoffman** ('82) is director of global research and development strategy for The Boeing Company.
- **Stan Bell** ('85) is a well-known radio personality in Memphis.
- **Dr. Jane Kao** ('85) is a pediatric cardiologist in Dallas, Texas.
- **Jerry Reese** ('87, '88) is senior vice president and general manager of the NFL's New York Giants.
- **Bill Rhodes** ('87) is the president and CEO of AutoZone.
- **Charlie Neese** ('92) is a meteorologist at News Channel 5 in Nashville.
- **Cade Cowan** ('94) is a principal with Pivot Leadership in Atlanta, Ga.
- **Tasha Blakney** ('96) is an attorney and partner at Eldridge & Blakney, P.C., in Knoxville, Tenn.
- **David Gatwood** ('99) is a senior software technical writer for Apple Inc.
- **Jeffery Barker** ('01) is a special agent with the U.S. Secret Service.
- **Dr. Casey Bevis** ('03) is a chiropractic physician at Grimes-Bevis Chiropractic & Sports Injury Clinic, PLLC, in Savannah, Tenn.
- **Lauren Pardue** ('03) is a physical therapist at St. Jude Children's Research Hospital in Memphis.
- **Sandra Daniel Harness** ('04) is an agricultural specialist at the Department of Homeland Security in North Carolina.
- **Clint Cummins** ('05) is annual fund manager for Ronald McDonald House of Memphis.
- **Brian Kubicki** ('06) is an environmental specialist for the Tennessee Department of Environment and Conservation.

OVC ACADEMIC AWARDS

Awarded each fall (but based on the prior year's achievements), the OVC Scholar-Athlete Award is the highest individual honor that can be earned by OVC student-athletes and it is given annually to three men and three women of junior or senior status who have accomplishments in both the classroom and athletic arena, as well as leadership qualities.

UT MARTIN SCHOLAR-ATHLETES

1994-95	Anna Davis	Women's Tennis
	Caroline Groves	Women's Tennis
1996-97	Klas Brunskog	Men's Tennis
	Angela Olsen	Women's Tennis
1997-98	Arthur Castle	Men's Basketball
2001-02	Kelly Pendleton	Women's Basketball
2002-03	Rachel Ahlers	Volleyball
2004-05	Brady Wahlberg	Football
2005-06	Chad McMahan	Football
2007-08	Andrey Yesipov	Men's Tennis
2008-09	Jamie Furstenberg	Soccer
2009-10	Cody Terry	Baseball
2011-12	Jenna Miller	Volleyball
2012-13	Leah Taylor	Softball
2013-14	Heather Butler	Women's Basketball

Commissioner's Honor Roll

The OVC Commissioner's Honor Roll is presented annually to student-athletes who have at least a 3.25 GPA and who have been eligible and on the team throughout the competitive season in their chosen NCAA-sponsored sport or sports. Since joining the OVC in 1992, a total of 1,545 UT Martin student-athletes have been named to the prestigious list.

Year	Total	Year	Total
1993-94	48	2004-05	78
1994-95	62	2005-06	81
1995-96	68	2006-07	81
1996-97	41	2007-08	85
1997-98	38	2008-09	73
1998-99	52	2009-10	70
1999-2000	50	2010-11	93
2000-01	58	2011-12	114
2001-02	65	2012-13	116
2002-03	82	2013-14	109
2003-04	81		



Medal of Honor

The OVC Medal of Honor is given annually to the student-athlete(s) who achieve the highest GPA (4.0) in a Conference-sponsored sport. Since joining the OVC in 1992, UT Martin student-athletes have claimed 206 Medals of Honor.


Year	Total	Year	Total
1993-94	4	2004-05	7
1994-95	4	2005-06	8
1995-96	8	2006-07	9
1996-97	8	2007-08	13
1997-98	7	2008-09	8
1998-99	5	2009-10	12
1999-2000	7	2010-11	15
2000-01	6	2011-12	16
2001-02	7	2012-13	17
2002-03	12	2013-14	22
2003-04	11		



ATHLETICS DIRECTOR JULIO FREIRE



JULIO FREIRE ATHLETICS DIRECTOR HIRED: JAN. 13, 2014



Julio Freire, formerly the assistant/associate athletics director for development at the University of Nevada, Las Vegas, was formally introduced as the 12th athletics director in University of Tennessee at Martin history on Jan. 13, 2014. He succeeds Phil Dane, who retired on Dec. 31, 2013 after 34 years of service at UT Martin, the last 14 of which were as athletics director.

"At certain times, certain individuals rise to the top and that's really what happened in this case," UT Martin Chancellor Dr. Tom Rakes said of the athletics director search. "Julio demonstrates an understanding of protocol and team spirit necessary for this type of position. He also exhibits a level of energy and understanding of how to interact with a whole cross section of individuals. He has seen the intricacies of Division-I athletics and we are fortunate to have him here."

"It's such an exciting day for the future of Skyhawk nation," OVC Commissioner Beth DeBauche said. "I am absolutely delighted for the opportunity to work with Julio and to get to work with his family as we move forward. There are some exciting things going on in the OVC and it's the perfect time to be joining the league. I know Julio brings the right energy, excitement, vision and knowledge to really be a contributor to this fine conference."

Freire stressed three messages at his introductory press conference, noting that he had a plan for comprehensive excellence, he would remain focused on the student-athlete and he would engage the community in a meaningful way.

"In 2014, we will embrace the spirit of planning for comprehensive excellence, all in support of the mission of the University of Tennessee at Martin," Freire said. "Our plan for excellence will allow us to build upon the department's history and traditions. With this plan, we will guide and support our student-athletes as they aspire to reach their fullest potential academically, athletically and socially."

"In 2014, we will embrace the spirit of planning for comprehensive excellence, all in support of the mission of the University of Tennessee at Martin. Our plan for excellence will allow us to build upon the department's history and traditions. With this plan, we will guide and support our student-athletes as they aspire to reach their fullest potential academically, athletically and socially."

-Julio Freire

"We will embrace high ideals that a UT Martin student-athlete should be leaving this great university with a meaningful degree and had been in position to compete for championships," Freire said. "Everyone on my staff throughout the department and throughout the university will know that the academic achievement of our student-athletes is our top priority. It is my intent to have us all represent this institution with the highest degree of integrity at all times."

"We will work to communicate a plan that will focus on the well-being of our student-athletes," Freire said. "This plan will be shared within our community, with university leaders, with the academic community, with alumni and fans. We will be inviting them all to be part of our plans and part of our success. I believe that community engagement must extend beyond the campus border, beyond the city limits and beyond the great state of Tennessee."

Freire brings 22 years of experience within intercollegiate athletics and educational settings to UT Martin. He most recently worked under athletics director Jim Livengood at the University of Nevada, Las Vegas as senior associate athletics director from 2010-13. Freire worked closely with university relations, department leadership, athletics development, external operations, athletic program administration and compliance while at the Mountain West Conference affiliate.

Prior to his time at UNLV, Freire spent time at the University of Arizona from 2007-10 as the assistant/associate athletics director for development under Livengood. Among Freire's accomplishments at the Pac-12 school were the increase of planned gifts by \$4.5 million and serving as the athletic program liaison for the highly successful football and men's basketball programs.

Freire also served at fellow OVC institution Tennessee Tech under athletics director Mark Wilson from 2005-07 as the associate athletics director for development. While in Cookeville, Freire was responsible for the cultivation and stewardship of major gift prospects and donors.





He increased annual donations by 300 percent and secured seven of the 10 largest gifts in department history.

Freire began his collegiate athletic administration career at Ohio University, where he served as an assistant/associate athletics director for development from 2000-04 under athletics director Thomas Boeh. During his time at the Mid-American Conference member, Freire managed all facets of facilities and game operations units, concession and merchandise contracts and also supervised the renovation and construction of numerous facilities.

Freire spent 10 years as a high school teacher, counselor, coach, athletics director and principal in Phoenix, Ariz. and Tempe, Ariz. before moving on to Ohio.

"We will embrace high ideals that a UT Martin student-athlete should be leaving this great university with a meaningful degree and had been in position to compete for championships. Everyone on my staff throughout the department and throughout the university will know that the academic achievement of our student-athletes is our top priority. It is my intent to have us all represent this institution with the highest degree of integrity at all times."

-Julio Freire

Born in Tijuana, Mexico and raised in Tucson, Ariz., Freire ran cross country and track and field at Arizona State University in Tempe, Ariz. He graduated with a bachelor of arts degree in education in 1990 and earned his Master's degree in counseling from the University of Phoenix in 1997.

Freire, 47, is married to the former Cherie Taylor and has two children, Christopher (11) and Gabriella (9).

WHAT INDUSTRY LEADERS ARE SAYING:

"Congratulations to UT Martin for their selection of Julio Freire as their director of athletics. Julio has worked hard for many years to learn and develop the skills and experience necessary to lead an intercollegiate athletics department. He will exemplify a leader who focuses on the well-being of the student-athletes, knows how to help coaches achieve success and understands the significant importance of higher education."

**-Dutch Baughman, Executive Director,
Division 1A Athletic Directors' Association**

"Julio Freire is an outstanding choice as the director of athletics at UT Martin. Julio's unwavering commitment to a student-athlete will benefit students, faculty, staff and the university community in many ways. Julio is a tireless worker, an enthusiastic advocate and a terrific leader who will have an incredibly positive impact on all those he encounters. Congratulations and best wishes."

**-Bubba Cunningham, Director of Athletics, University of
North Carolina**

"Congratulations to UT Martin. Julio Freire is one of the very brightest and talented athletic administrators I have ever been around. There is not an area of intercollegiate athletics he is not familiar with. Student-athletes, staff, university and alums have just brightened your outstanding future at your wonderful university. UT Martin, in baseball terms you have just hit a grand slam home run."

**-Jim Livengood, Former Director of Athletics at UNLV,
University of Arizona, Washington State University and
Southern Illinois University**

"I have had the distinct pleasure of knowing Julio Freire for over 10 years. At all times, Julio has embodied and modeled a code of conduct that we would wish upon every student-athlete: focus, work ethic, endurance, a competitive spirit and a commitment to excellence. Honor and integrity are often mere buzzwords but for Julio, they represent his way of life. Amongst the array of intercollegiate administrators across the United States, Julio Freire stands amongst the very best in terms of his preparation. Julio now brings his wealth of knowledge, skills, experiences and relationships to bear on the UT Martin community. You will find that Julio understands the complexities, opportunities and benefits of a successful athletics enterprise. As a former student-athlete, Julio also understands the transformative power of the intercollegiate athletics experience. UT Martin – prepare yourself. A professional and true gentleman is coming your way – his name is Julio Freire."

**-Tom Thomas,
President and CEO of Cardinal Advisors**

"No one that I know in our profession has prepared themselves to take on a major leadership role with more diligence and purpose than Julio Freire. He is thoughtful and a relationship builder, which is evident in his extraordinary work as a development officer. His work ethic is unmatched. Most importantly, he is a highly principled servant leader who will be a terrific addition to the UT Martin community."

**-Todd Turner, President and Founder of Collegiate Sports
Associates**

"UT Martin has made an exceptional hire in Julio Freire. He will bring immeasurable experience, particularly in fundraising, from a variety of top-notch institutions to the position. Most importantly, he will exhibit tremendous passion and an unwavering commitment to excellence every day that will greatly benefit the UT Martin athletics family for years to come. Having known and respected Julio since the 1990's, this is the ultimate home run hire for the Skyhawks."

**-Kevin White, Vice President,
Director of Athletics, Duke University**

SKYHAWK ATHLETICS STAFF



Julio Freire
Director of Athletics



Bart Belew
*Assistant AD for
Athletic Training*



Danelle Fabianich
*Assistant AD for
Administration & SWA*



Col. Bill Kaler
*Assistant AD/
Compliance*



Lora McDonald
*Assistant AD/
Corporate Sponsorships
and Marketing*



Jason Sullivan
*Assistant AD/
Development*

SUPPORT STAFF



Tim Barrington
PA Announcer



Alex Boggis
*Assistant Sports
Information Director*



Chris Brinkley
*Skyhawk Radio
Network*



Tom Britt
*Skyhawk Radio
Network*



Jenny Canary
Ticket Manager



Tamika Donaldson
*Assistant Athletic
Trainer*



Butch Dowty
*Equipment
Manager*



Stacie Evans
*Academic Support
Coordinator*



Trudy Henderson
*Administrative
Specialist*



Vickie Higgs
*Administrative
Support Assistant*



Andrew Joannides
*Coordinator of
Athletic Development*



Katherine Malik
*Assistant Athletic
Trainer*



Nathan Morgan
*University
Photographer*



Tracie Moss
*Athletics
Insurance*



Caleb Poore
Academic Support



Ryne Rickman
*Sports Information
Director*



Corey Scates
*Assistant Athletic
Trainer*



John Schommer
*Faculty Athletic
Representative*

HEAD COACHES



Justin Grinolds
Rifle



Donley Canary
Softball



Jerry Carpenter
Men's Golf



Meghan Corvin
Equestrian



John Luthi
Rodeo



Darrin McClure
Volleyball



Kevin McMillan
Women's Basketball



Phil McNamara
Women's Soccer



Rick Robinson
Baseball



Gordon Sanders
*Men's & Women's
Cross Country*



Heath Schroyer
Men's Basketball



Jason Simpson
Football



Fran Spears
Cheerleading



Dennis Taylor
Women's Tennis

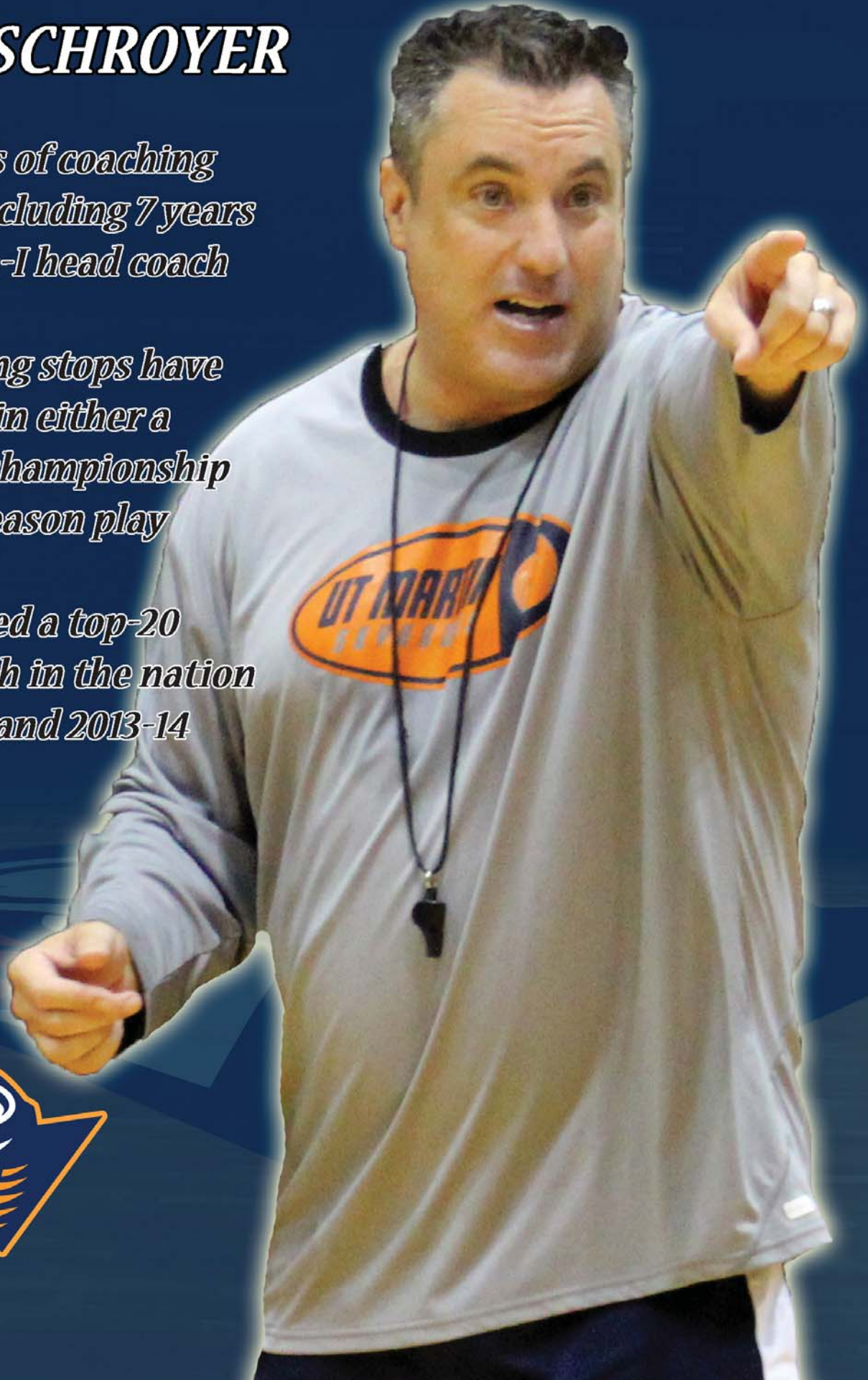
A NEW ERA BEGINS


HEATH SCHROYER

Has 18 years of coaching experience, including 7 years as a Division-I head coach

All 6 coaching stops have resulted in either a conference championship or postseason play

Was named a top-20 assistant coach in the nation in 2012-13 and 2013-14





2014-15 SKYHAWK SCHEDULE

Date	Time	Opponent	Date	Time	Opponent
Nov. 6	7 p.m.	BLUE MOUNTAIN [^]	Jan. 22	7 p.m.	at Belmont*
Nov. 14	8:30 p.m.	at Marquette	Jan. 24	6 p.m.	SOUTHEAST MISSOURI*
Nov. 17	7:05 p.m.	at Arkansas State	Jan. 29	6:30 p.m.	EASTERN ILLINOIS*
Nov. 20	6:30 p.m.	CHAMPION BAPTIST	Jan. 31	7 p.m.	at Murray State*
Nov. 25	6 p.m.	at Bethune-Cookman	Feb. 5	7:30 p.m.	at Austin Peay*
Nov. 28	TBA	at Nebraska	Feb. 7	6 p.m.	SIU EDWARDSVILLE*
Dec. 3	6 p.m.	at Northern Kentucky	Feb. 12	8 p.m.	at Southeast Missouri*
Dec. 6	4 p.m.	at Longwood	Feb. 14	6 p.m.	AUSTIN PEAY*
Dec. 15	7 p.m.	at Illinois-Chicago	Feb. 19	7 p.m.	at Eastern Illinois*
Dec. 17	7 p.m.	at Illinois State	Feb. 21	7 p.m.	at SIU Edwardsville*
Dec. 20	3 p.m.	PRESBYTERIAN	Feb. 26	7 p.m.	at Tennessee State*
Dec. 22	6 p.m.	at Butler	Feb. 28	6 p.m.	MURRAY STATE*
Dec. 30	6:30 p.m.	MD.-EASTERN SHORE	March 4-7	TBA	OVC Tournament#
Jan. 1	6:30 p.m.	CROWLEY'S RIDGE			
Jan. 8	7:30 p.m.	EASTERN KENTUCKY*			
Jan. 10	6 p.m.	MOREHEAD STATE*			
Jan. 15	7:30 p.m.	at Tennessee Tech*			
Jan. 17	6 p.m.	JACKSONVILLE STATE*			

All times are CST and subject to change
HOME GAMES IN ORANGE AND ALL CAPS

[^] Exhibition

* Ohio Valley Conference Games